

Explanatory Notes

All cases (locked and unlocked) taken to theatre between 01 May 2024 and 31 July 2024 have been included. Only cases where the necessary data are available have been included in the denominator for each individual analysis.

At hospital level, runcharts are compared to hospitals within the same ICB.

The results for process measures for which fewer than 10 cases have available data will not be reported. Instead the value will be marked as 'Insufficient data'.

The NELA standards include a newly updated composite standard for CT Scanning and Reporting. The new standard is composed of three metrics: (1) the proportion of patients who had a CT scan that was reported by senior radiologist (ST3+), (2) the proportion of those reported within an hour or less of the scan, and (3) the proportion of those communicated preoperatively between a senior radiologist (ST3+) and senior surgeon (ST3+) to discuss the CT findings.

NOTE: due to changes in database structure, time related metrics may be calculated even if a time (NOT date) stamp is not entered. When time is entered as "00:00" and the "Time not known" box is not ticked, this time-stamp will be used for the standard calculation and may negatively affect reported metrics. We would therefore request that every effort is made to enter the time-stamps for the following variables:

- Date and Time of admission to hospital (Q1.9),
- Date and time of CT scan (Q2.7d),
- Date and time CT scan was reported (Q2.7e),
- Date and time of first dose of antibiotics (Q2.10),
- Date and time arrival in theatre (Q4.1).

For better insight to how these standards have been structured, please refer to the **NELA standards document**.



Hospital performance: Risk-adjusted measures
Rating boundaries are lower and upper 99.8% and 95% control limits



Hospital performance: Non-risk-adjusted measures
Rating boundaries are lower and upper national quartiles

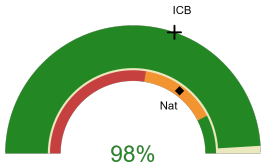


East Surrey Hospital

2024-25 Reporting Period 2: 01 May 2024 - 31 July 2024

These plots represent patients having an emergency laparotomy during Year 2024-25 Reporting Period 2 of NELA data collection. This version will be made publicly available via the NELA website. Feedback from participating hospitals is welcome.

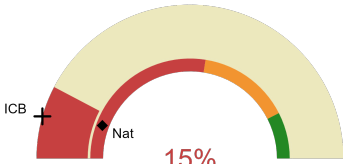
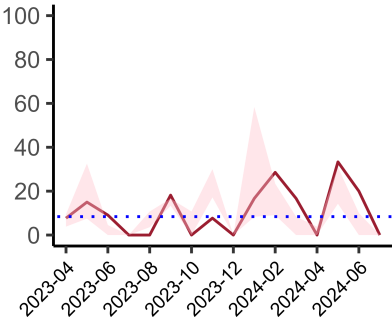
NELA process and outcome measures



Estimated case ascertainment
01 May 2024 - 31 July 2024

**Estimated case ascertainment
(Based on HES/PEDW Data)**

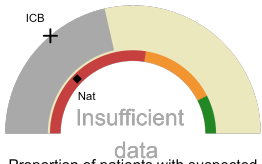
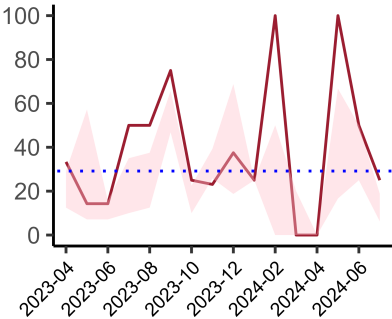
Expected number of cases 52
Total cases entered 51
Cases locked 0
Cases unlocked 51



Proportion of patients who had a CT scan that was reported by a senior radiologist (ST3+) and communicated with the team in the correct time scale before surgery
01 May 2024 - 31 July 2024

CT reported by a senior radiologist (ST3+) and communicated with the team in the correct time scale before surgery.

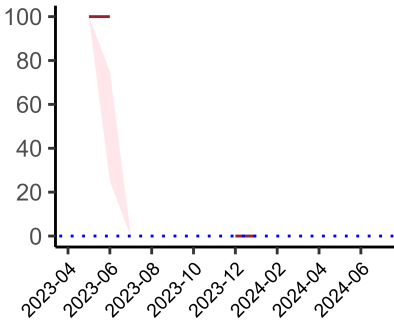
National mean 11%
ICB mean 9%
Number of patients included 13
Data completeness 98%



Proportion of patients with suspected sepsis or infection that have antibiotic administration within the correct clinical timeframe
01 May 2024 - 31 July 2024

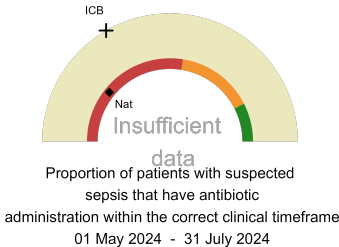
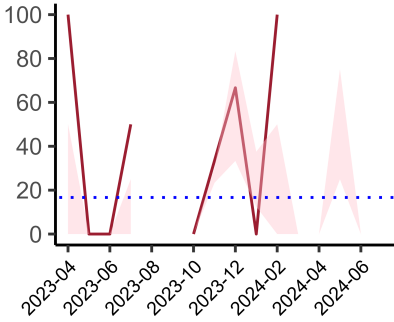
Combined Infection management standard - antibiotic administration within the correct clinical timeframe

National mean 25%
ICB mean 28%
Number of patients included 7
Data completeness 32%



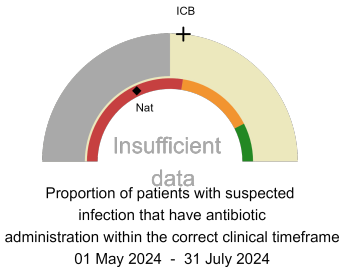
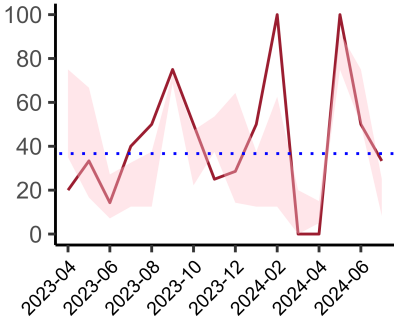
Septic Shock - antibiotic administration within the correct clinical timeframe

National mean 20%
ICB mean 0%
Number of patients included 1
Data completeness 6%



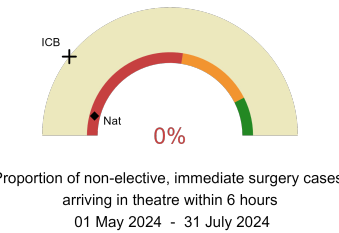
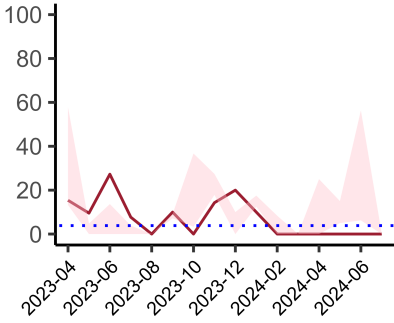
Sepsis - antibiotic administration within the correct clinical timeframe

National mean 22%
ICB mean 33%
Number of patients included 2
Data completeness 12%



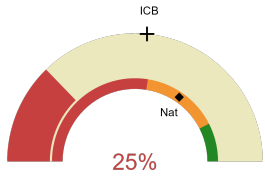
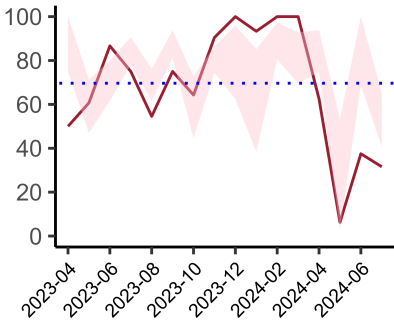
Infection - antibiotic administration within the correct clinical timeframe

National mean 36%
ICB mean 53%
Number of patients included 6
Data completeness 30%



Non-elective, immediate surgery cases, arriving in theatre within 6 hours.

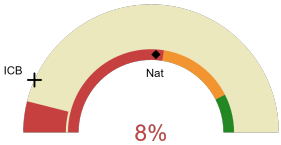
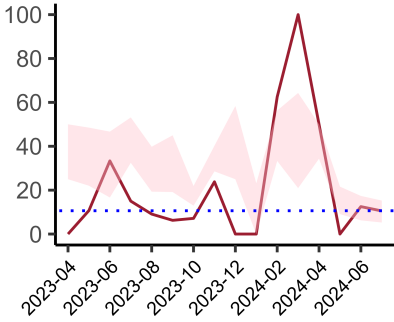
National mean 8%
ICB mean 21%
Number of patients included 13
Data completeness 100%



Risk of death documented before surgery
01 May 2024 - 31 July 2024

Risk documented before surgery

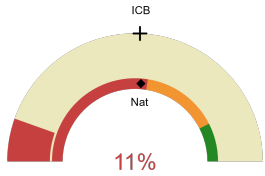
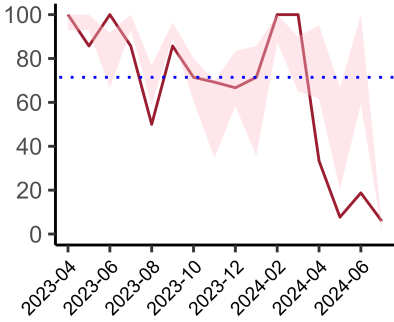
National mean 69%
ICB mean 53%
Number of patients included 51
Data completeness 100%



Risk of death documented after surgery
01 May 2024 - 31 July 2024

Risk documented after surgery

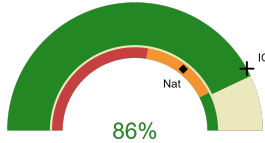
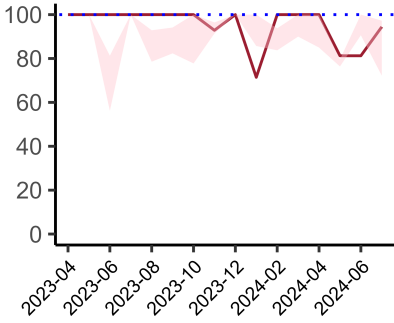
National mean 52%
ICB mean 13%
Number of patients included 51
Data completeness 100%



Admitted to critical care following surgery when the risk of death \geq 5% (Excludes patients who died in theatre or with a decision to palliate)
01 May 2024 - 31 July 2024

Admitted to Critical Care (risk of death \geq 5%)

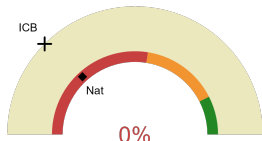
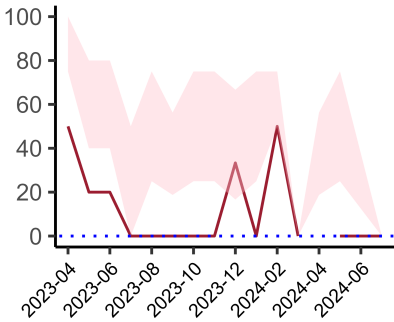
National mean 52%
ICB mean 51%
Number of patients included 46
Data completeness 100%



Consultant surgeon and anaesthetist present in theatre when risk of death \geq 5%
01 May 2024 - 31 July 2024

Consultant Anaesthetist & Consultant Surgeon in theatre (risk of death \geq 5%)

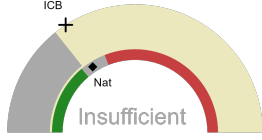
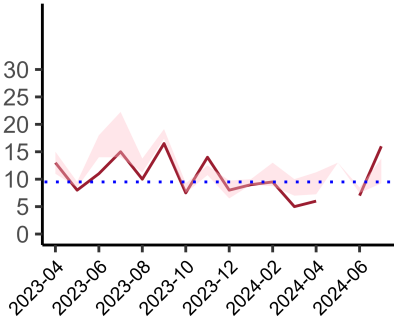
National mean 71%
ICB mean 84%
Number of patients included 50
Data completeness 98%



Perioperative assessment by a care of the older person specialist
01 May 2024 - 31 July 2024

Perioperative Assessment by a member of the geriatrician-led multidisciplinary team for patient aged 65 or over and frail (CFS ≥ 5) or 80+

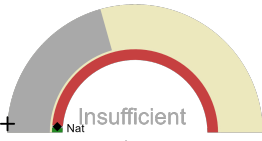
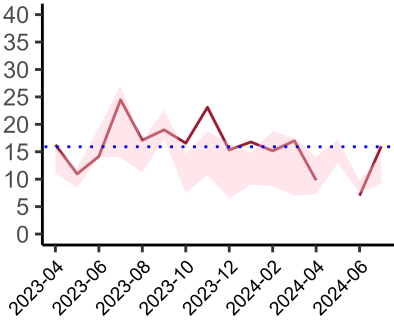
National mean 26%
ICB mean 25%
Number of patients included 13
Data completeness 34%



Median postoperative length of stay in patients surviving to discharge (crude value, not risk adjusted)
01 May 2024 - 31 July 2024

Median postoperative length of stay

National median 10 days
ICB median 10 days
Number of patients included 3
Data completeness 100%



Mean postoperative length of stay in patients surviving to discharge (crude value, not risk adjusted)
01 May 2024 - 31 July 2024

Mean postoperative length of stay

National mean 15 days
ICB mean 13 days
Number of patients included 3
Data completeness 100%

Integrated Care Board

East Surrey Hospital is part of the NHS Surrey Heartlands Integrated Care Board ICB. This comprises St Peter's Hospital, East Surrey Hospital, Royal Surrey County Hospital.