

Explanatory Notes

All cases (locked and unlocked) taken to theatre between 01 May 2024 and 31 July 2024 have been included. Only cases where the necessary data are available have been included in the denominator for each individual analysis.

At hospital level, runcharts are compared to hospitals within the same ICB.

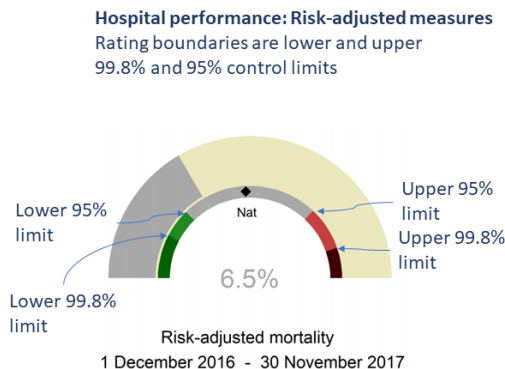
The results for process measures for which fewer than 10 cases have available data will not be reported. Instead the value will be marked as 'Insufficient data'.

The NELA standards include a newly updated composite standard for CT Scanning and Reporting. The new standard is composed of three metrics: (1) the proportion of patients who had a CT scan that was reported by senior radiologist (ST3+), (2) the proportion of those reported within an hour or less of the scan, and (3) the proportion of those communicated preoperatively between a senior radiologist (ST3+) and senior surgeon (ST3+) to discuss the CT findings.

NOTE: due to changes in database structure, time related metrics may be calculated even if a time (NOT date) stamp is not entered. When time is entered as "00:00" and the "Time not known" box is not ticked, this time-stamp will be used for the standard calculation and may negatively affect reported metrics. We would therefore request that every effort is made to enter the time-stamps for the following variables:

- Date and Time of admission to hospital (Q1.9),
- Date and time of CT scan (Q2.7d),
- Date and time CT scan was reported (Q2.7e),
- Date and time of first dose of antibiotics (Q2.10),
- Date and time arrival in theatre (Q4.1).

For better insight to how these standards have been structured, please refer to the **NELA standards document**.

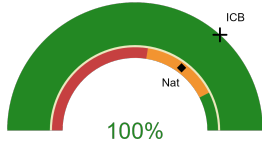


The Great Western Hospital

2024-25 Reporting Period 2: 01 May 2024 - 31 July 2024

These plots represent patients having an emergency laparotomy during Year 2024-25 Reporting Period 2 of NELA data collection. This version will be made publicly available via the NELA website. Feedback from participating hospitals is welcome.

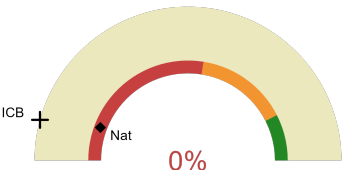
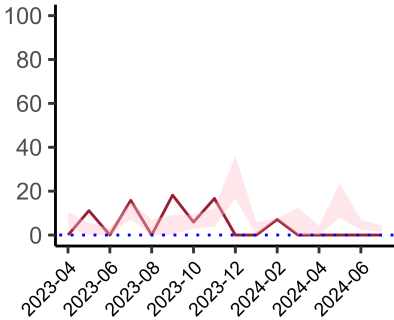
NELA process and outcome measures



Estimated case ascertainment
01 May 2024 - 31 July 2024

**Estimated case ascertainment
(Based on HES/PEDW Data)**

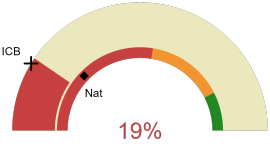
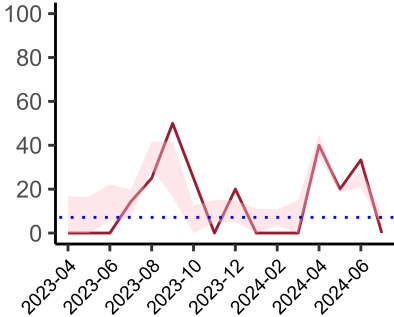
Expected number of cases 49
Total cases entered 69
Cases locked 0
Cases unlocked 69



Proportion of patients who had a CT scan that was reported by a senior radiologist (ST3+) and communicated with the team in the correct time scale before surgery
01 May 2024 - 31 July 2024

CT reported by a senior radiologist (ST3+) and communicated with the team in the correct time scale before surgery.

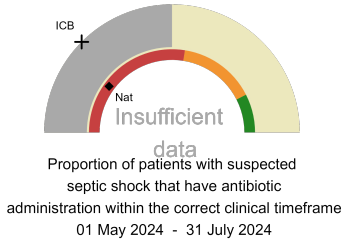
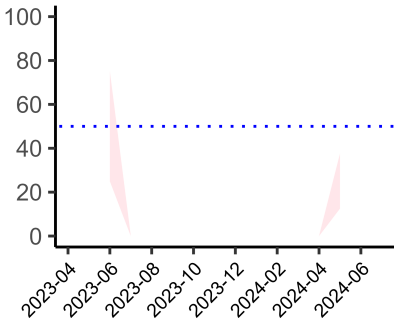
National mean 11%
ICB mean 9%
Number of patients included 52
Data completeness 100%



Proportion of patients with suspected sepsis or infection that have antibiotic administration within the correct clinical timeframe
01 May 2024 - 31 July 2024

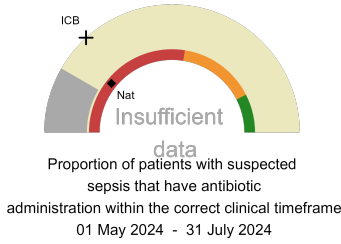
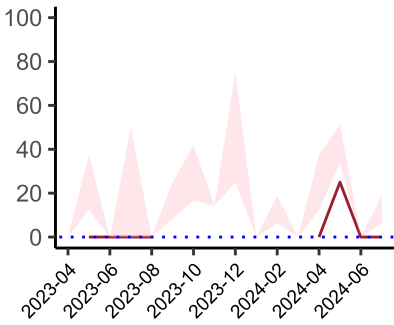
Combined Infection management standard - antibiotic administration within the correct clinical timeframe

National mean 25%
ICB mean 18%
Number of patients included 21
Data completeness 75%



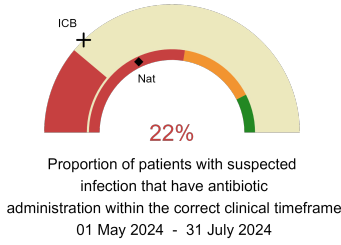
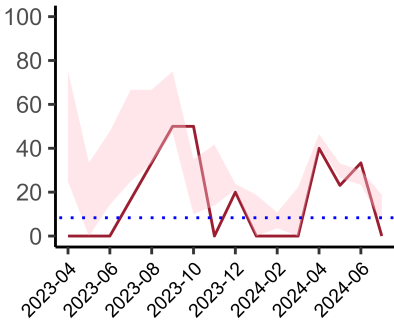
Septic Shock - antibiotic administration within the correct clinical timeframe

National mean 20%
ICB mean 25%
Number of patients included 2
Data completeness 22%



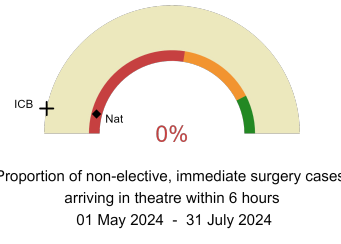
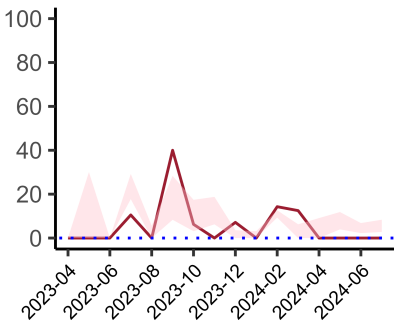
Sepsis - antibiotic administration within the correct clinical timeframe

National mean 22%
ICB mean 27%
Number of patients included 6
Data completeness 46%



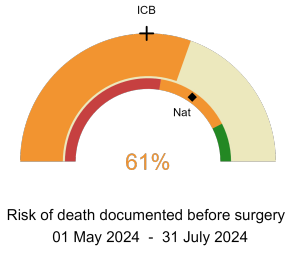
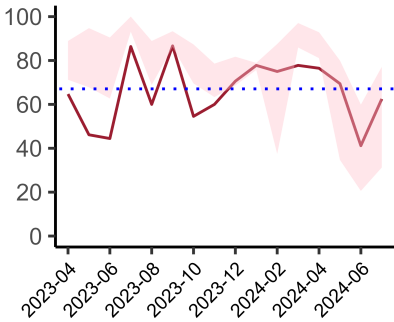
Infection - antibiotic administration within the correct clinical timeframe

National mean 36%
ICB mean 26%
Number of patients included 18
Data completeness 72%

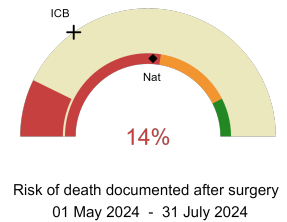


Non-elective, immediate surgery cases, arriving in theatre within 6 hours.

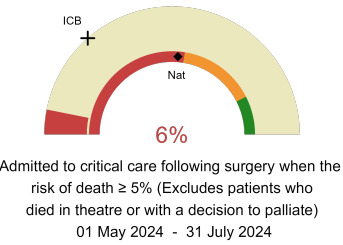
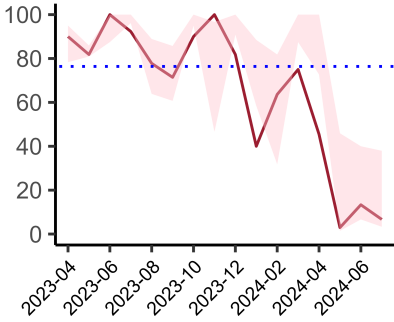
National mean 8%
ICB mean 6%
Number of patients included 47
Data completeness 100%



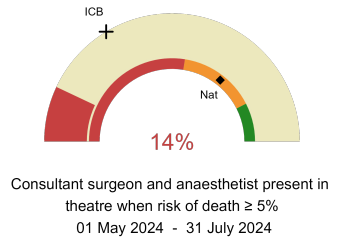
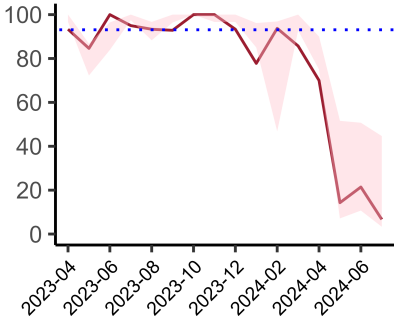
Risk documented before surgery
National mean 69%
ICB mean 50%
Number of patients included 69
Data completeness 100%



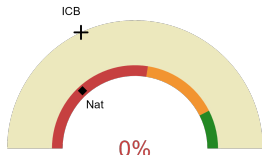
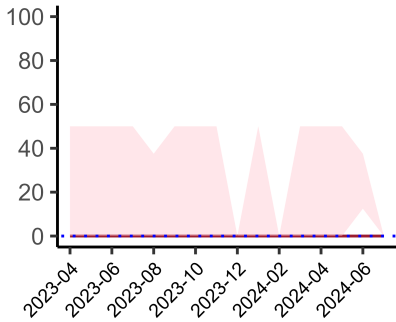
Risk documented after surgery
National mean 52%
ICB mean 30%
Number of patients included 69
Data completeness 100%



**Admitted to Critical Care
(risk of death \geq 5%)**
National mean 52%
ICB mean 27%
Number of patients included 64
Data completeness 100%



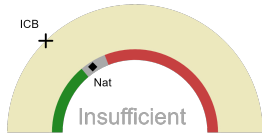
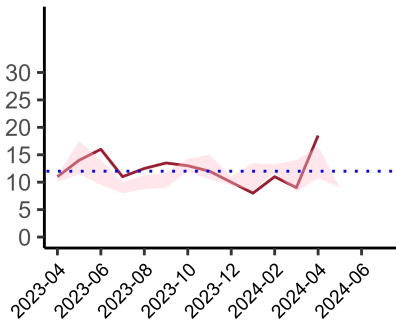
**Consultant Anaesthetist &
Consultant Surgeon in theatre
(risk of death \geq 5%)**
National mean 71%
ICB mean 33%
Number of patients included 50
Data completeness 88%



Perioperative assessment by a care of the older person specialist
01 May 2024 - 31 July 2024

Perioperative Assessment by a member of the geriatrician-led multidisciplinary team for patient aged 65 or over and frail (CFS ≥ 5) or 80+

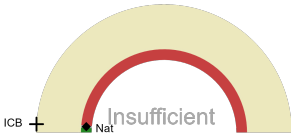
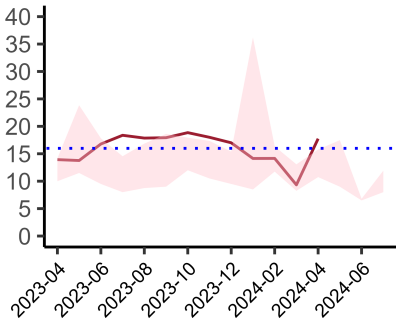
National mean 26%
ICB mean 36%
Number of patients included 25
Data completeness 74%



Median postoperative length of stay in patients surviving to discharge (crude value, not risk adjusted)
01 May 2024 - 31 July 2024

Median postoperative length of stay

National median 10 days
ICB median 8 days
Number of patients included 0
Data completeness NaN%



Mean postoperative length of stay in patients surviving to discharge (crude value, not risk adjusted)
01 May 2024 - 31 July 2024

Mean postoperative length of stay

National mean 15 days
ICB mean 13 days
Number of patients included 0
Data completeness NaN%

Integrated Care Board

The Great Western Hospital is part of the NHS Bath And North East Somerset, Swindon And Wiltshire Integrated Care Board ICB. This comprises Royal United Hospital, Salisbury District Hospital, The Great Western Hospital.