

Explanatory Notes

All cases (locked and unlocked) admitted to hospital between 01 May 2024 and 31 July 2024 have been included. Only cases where the necessary data are available have been included in the denominator for each individual analysis.

At hospital level, runcharts are compared to hospitals within the same ICB.

The results for process measures for which fewer than 10 cases have available data will not be reported. Instead the value will be marked as 'Insufficient data'.

The NELA standards include a newly updated composite standard for CT Scanning and Reporting. The new standard is composed of three metrics: (1) the proportion of patients who had a CT scan that was reported by senior radiologist (ST3+), (2) the proportion of those reported within an hour or less of the scan, and (3) the proportion of those communicated preoperatively between a senior radiologist (ST3+) and senior surgeon (ST3+) to discuss the CT findings.

NOTE: due to changes in database structure, time related metrics may be calculated even if a time (NOT date) stamp is not entered. When time is entered as "00:00" and the "Time not known" box is not ticked, this time-stamp will be used for the standard calculation and may negatively affect reported metrics. We would therefore request that every effort is made to enter the time-stamps for the following variables:

- Date and Time of admission to hospital (Q1.9),
- Date and time of CT scan (Q2.7d),
- Date and time CT scan was reported (Q2.7e),
- Date and time of first dose of antibiotics (Q2.10),
- Date and time arrival in theatre (Q4.1).

For better insight to how these standards have been structured, please refer to the **NELA standards document**.

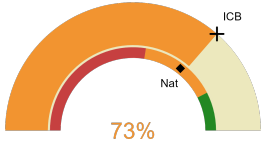


Leicester Royal Infirmary

2024-25 Reporting Period 2: 01 May 2024 - 31 July 2024

These plots represent patients having an emergency laparotomy during Year 2024-25 Reporting Period 2 of NELA data collection. This version will be made publicly available via the NELA website. Feedback from participating hospitals is welcome.

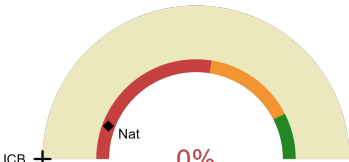
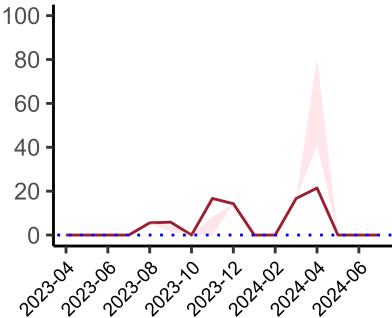
NELA process and outcome measures



Estimated case ascertainment
01 May 2024 - 31 July 2024

**Estimated case ascertainment
(Based on HES/PEDW Data)**

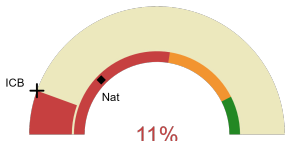
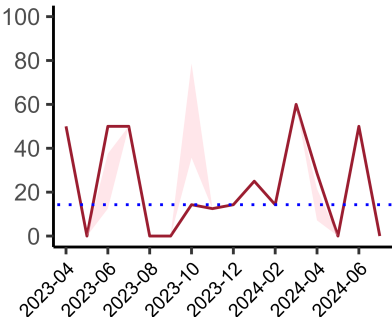
Expected number of cases 92
Total cases entered 67
Cases locked 46
Cases unlocked 21



Proportion of patients who had a CT scan that was reported by a senior radiologist (ST3+) and communicated with the team in the correct time scale before surgery
01 May 2024 - 31 July 2024

CT reported by a senior radiologist (ST3+) and communicated with the team in the correct time scale before surgery.

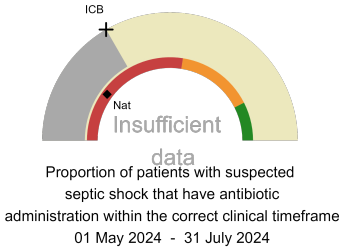
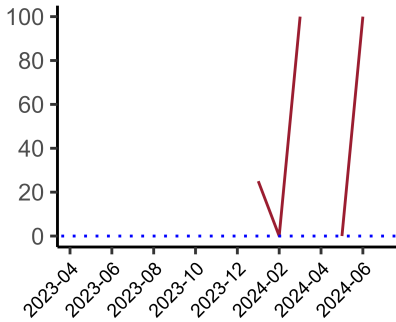
National mean 11%
ICB mean 0%
Number of patients included 38
Data completeness 98%



Proportion of patients with suspected sepsis or infection that have antibiotic administration within the correct clinical timeframe
01 May 2024 - 31 July 2024

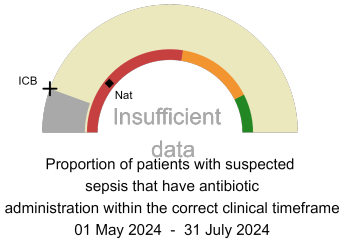
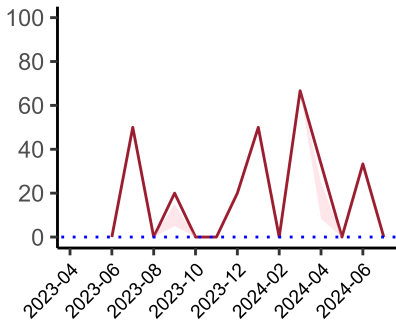
Combined Infection management standard - antibiotic administration within the correct clinical timeframe

National mean 25%
ICB mean 11%
Number of patients included 18
Data completeness 53%



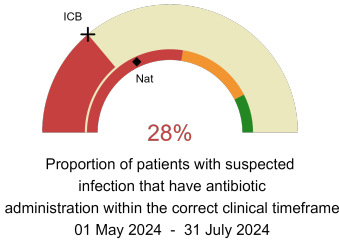
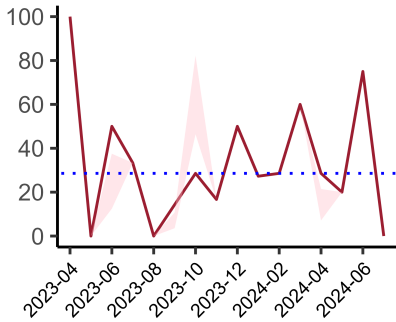
Septic Shock - antibiotic administration within the correct clinical timeframe

National mean 20%
ICB mean 33%
Number of patients included 3
Data completeness 15%



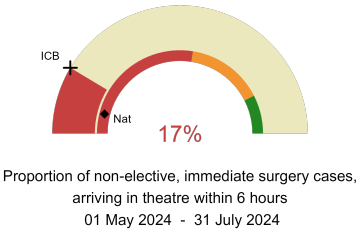
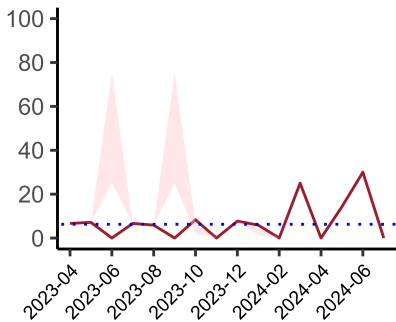
Sepsis - antibiotic administration within the correct clinical timeframe

National mean 22%
ICB mean 11%
Number of patients included 9
Data completeness 38%



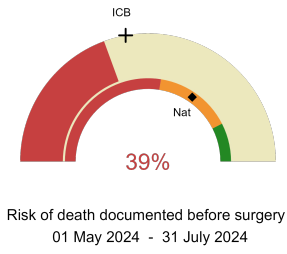
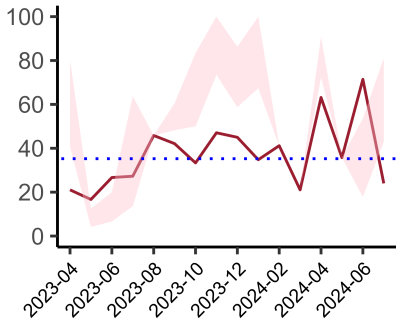
Infection - antibiotic administration within the correct clinical timeframe

National mean 36%
ICB mean 28%
Number of patients included 18
Data completeness 55%



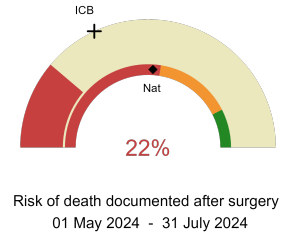
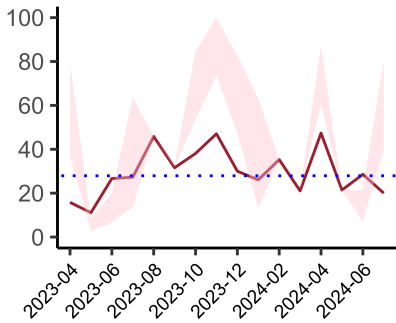
Non-elective, immediate surgery cases, arriving in theatre within 6 hours.

National mean 8%
ICB mean 17%
Number of patients included 35
Data completeness 100%



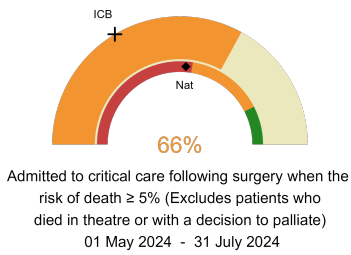
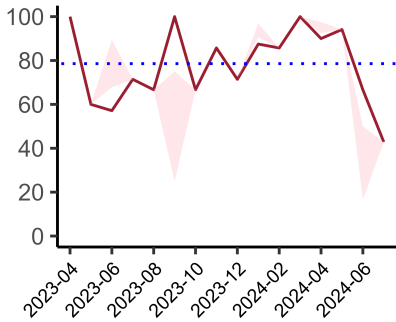
Risk documented before surgery

National mean 69%
ICB mean 44%
Number of patients included 67
Data completeness 100%



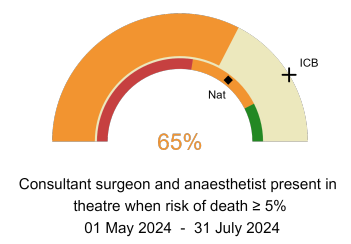
Risk documented after surgery

National mean 52%
ICB mean 36%
Number of patients included 67
Data completeness 100%



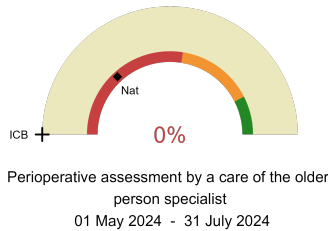
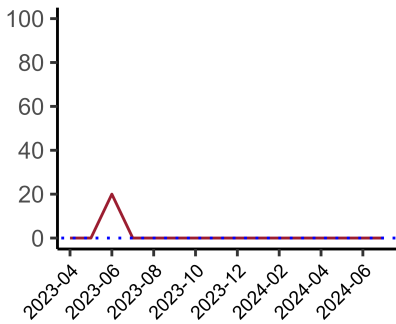
**Admitted to Critical Care
(risk of death \geq 5%)**

National mean 52%
ICB mean 33%
Number of patients included 47
Data completeness 100%



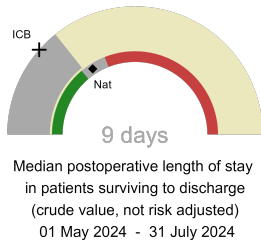
**Consultant Anaesthetist &
Consultant Surgeon in theatre
(risk of death \geq 5%)**

National mean 71%
ICB mean 83%
Number of patients included 66
Data completeness 99%



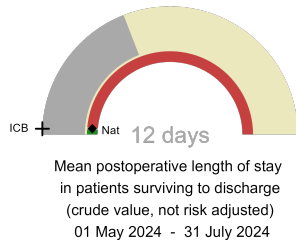
Perioperative Assessment by a member of the geriatrician-led multidisciplinary team for patient aged 65 or over and frail (CFS ≥ 5) or 80+

National mean 26%
ICB mean 0%
Number of patients included 18
Data completeness 60%



Median postoperative length of stay

National median 10 days
ICB median 7 days
Number of patients included 55
Data completeness 95%



Mean postoperative length of stay

National mean 15 days
ICB mean 9 days
Number of patients included 55
Data completeness 95%

Integrated Care Board

Leicester Royal Infirmary is part of the NHS Leicester, Leicestershire And Rutland Integrated Care Board ICB. This comprises Leicester Royal Infirmary, Leicester General Hospital, Glenfield Hospital.