Explanatory Notes

All cases (locked and unlocked) admitted to hospital between 01 December 2025 and 28 Februrary 2026 have been included. Only cases where the necessary data are available have been included in the denominator for each individual analysis.

At hospital level, runcharts are compared to hospitals within the same ICB.

The results for process measures for which fewer than 10 cases have available data will not be reported. Instead the value will be marked as 'Insufficient data'.

Mortality

This section defines three key mortality measures for the monthly report. In all cases we include only patients whose surgery-to-discharge interval (Q4.1 - Q7.8) is ≤ 30 days, and we exclude any with missing discharge status (Q7.7) or missing dates (Q4.1/Q7.8).

1. 30-Day Observed (Crude) Mortality Rate

Let
- $d =$ number of patients who **died** within 30 days of surgery,
- $N =$ total number of patients with known discharge status (alive, died, or still in hospital at 60 days).

Then the crude 30-day mortality rate (as a percentage) is

$$\text{Crude } 30\text{-day Mortality Rate} = \frac{d}{N} \times 100.$$

2. Standardised Mortality Ratio (SMR)

Let
- $O = d$ = observed deaths within 30 days,
- $E = \sum_i \text{RiskScore}_i$ = sum of individual parsimonious NELA mortality risk scores for all N patients.

The SMR is

$$\text{SMR} = \frac{O}{E}.$$

3. Risk-Adjusted Mortality

Combines the SMR with the **National** 30-day mortality rate for the examined three month period:

$$\text{Risk-Adjusted Mortality} = \text{SMR} \times \big(\text{National 30-day mortality}\big) \times 100.$$

For better insight to how these standards have been structured, please refer to the **NELA standards document.**

Quarterly mean performance

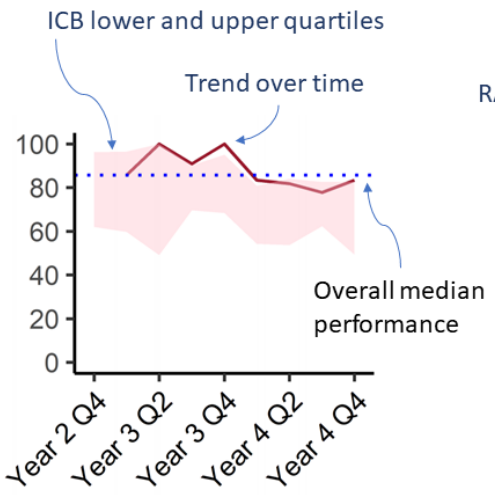

Overall performance

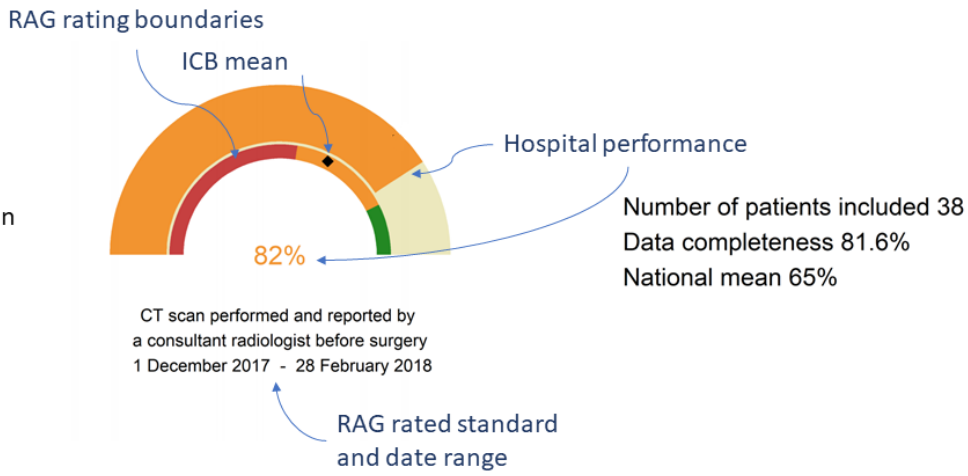

Risk-adjusted mortality

Rating boundaries are lower and upper 99.8% and 95% confidence limits

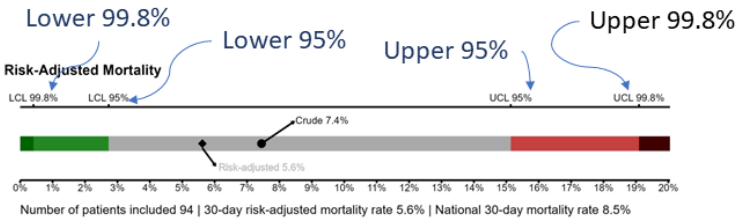

Non-risk-adjusted measures

Rating boundaries are lower and upper national quartiles

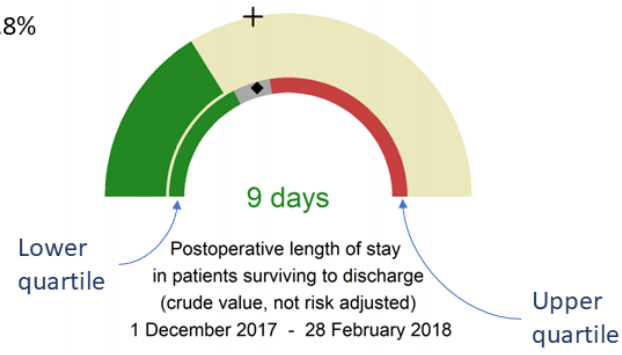

NELA National Emergency Laparotomy Audit

Monthly Report

West Middlesex University Hospital

2025-26 Reporting Period 11: 01 December 2025 - 28 Februrary 2026

These plots represent patients having an emergency laparotomy during Year 2025-26 Reporting Period 11 of NELA data collection. This version will be made publicly available via the NELA website. Feedback from participating hospitals is welcome.

NELA process and outcome measures

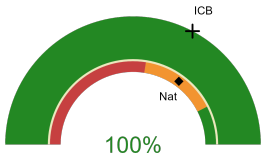

Estimated case ascertainment
01 December 2025 - 28 Februrary 2026

Estimated case ascertainment (Based on HES/PEDW Data)

Expected number of cases 31
Total cases entered 36
Cases locked 30
Cases unlocked 6

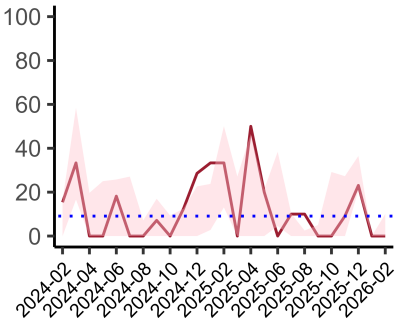

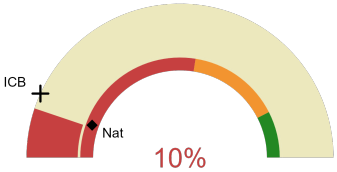

Proportion of patients who had a CT scan that was reported by a senior radiologist (ST3+) and communicated with the team in the correct time scale before surgery
01 December 2025 - 28 Februrary 2026

CT reported by a senior radiologist (ST3+) and communicated with the team in the correct time scale before surgery.

National mean 11%
ICB mean 14%
Number of patients included 29
Data completeness 100%

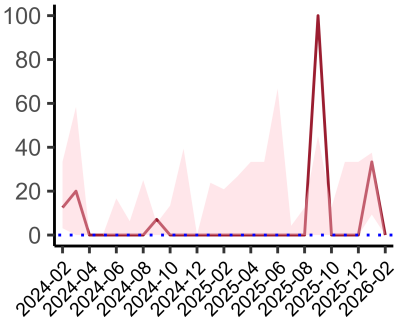

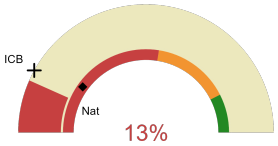

Proportion of patients with suspected sepsis or infection that have antibiotic administration within the correct clinical timeframe
01 December 2025 - 28 Februrary 2026

Combined Infection management standard - antibiotic administration within the correct clinical timeframe

National mean 20%
ICB mean 16%
Number of patients included 15
Data completeness 100%

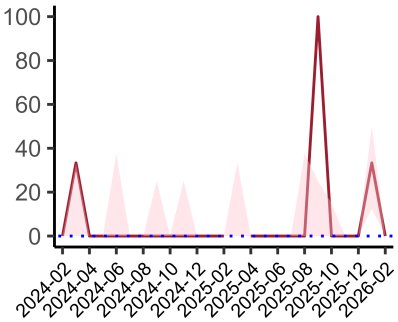

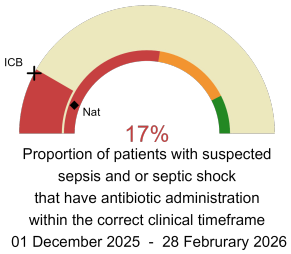

Sepsis/septic shock - antibiotic administration within the correct clinical timeframe

National mean 12%
ICB mean 16%
Number of patients included 12
Data completeness 100%

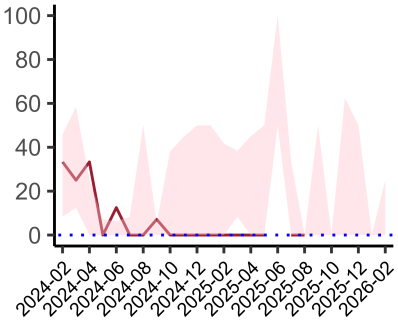

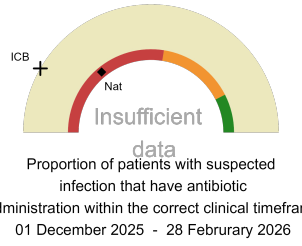

Infection - antibiotic administration within the correct clinical timeframe

National mean 28%
ICB mean 17%
Number of patients included 3
Data completeness 20%

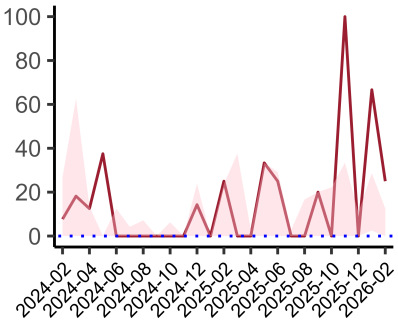

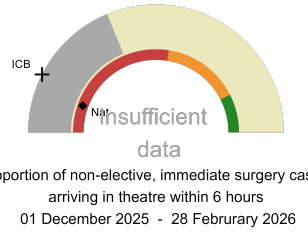

Non-elective, immediate surgery cases, arriving in threatre within 6 hours.

National mean 11%
ICB mean 15%
Number of patients included 8
Data completeness 100%

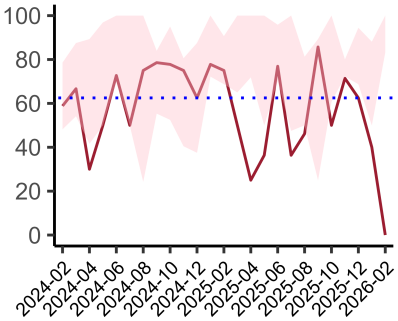

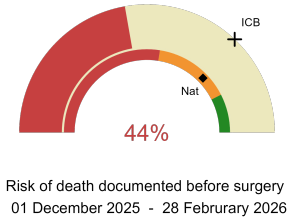

Risk documented before surgery

National mean 75%
ICB mean 74%
Number of patients included 36
Data completeness 100%

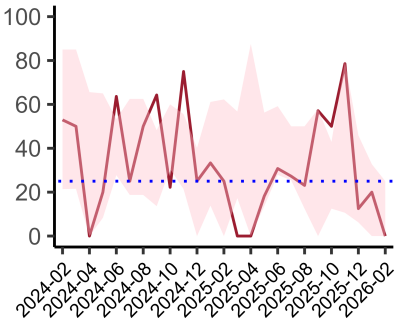

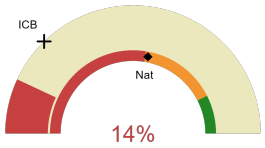

Risk of death documented after surgery
01 December 2025 - 28 Februrary 2026

Risk documented after surgery

National mean 56%
ICB mean 26%
Number of patients included 36
Data completeness 100%

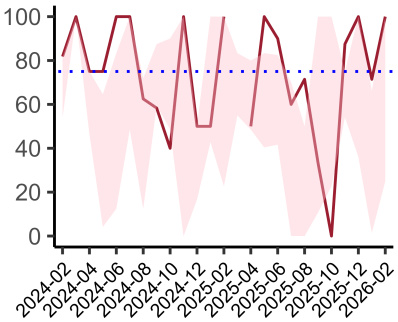

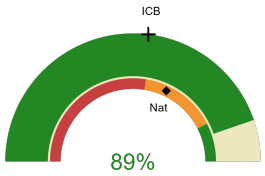

Admitted to critical care following surgery when the risk of death ≥ 5% (Excludes patients who died in theatre or with a decision to palliate)
01 December 2025 - 28 Februrary 2026

Admitted to Critical Care (risk of death ≥ 5%)

National mean 64%
ICB mean 54%
Number of patients included 19
Data completeness 100%

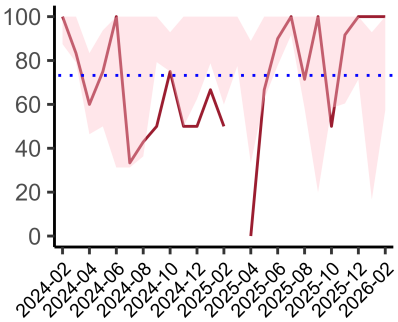

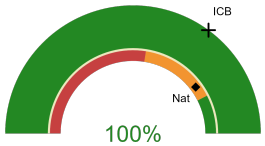

Consultant surgeon and anaesthetist present in theatre when risk of death ≥ 5%
01 December 2025 - 28 Februrary 2026

Consultant Anaesthetist & Consultant Surgeon in theatre (risk of death ≥ 5%)

National mean 80%
ICB mean 70%
Number of patients included 19
Data completeness 70%

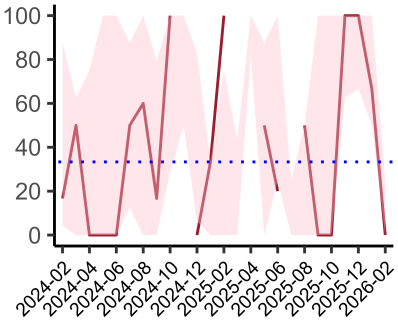

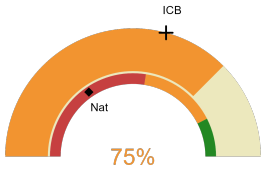

Perioperative assessment by a care of the older person specialist
01 December 2025 - 28 Februrary 2026

Perioperative Assessment by a member of the geriatrician-led multidisciplinary team for patient aged 65 or over and frail (CFS ≥ 5) or 80+

National mean 31%
ICB mean 58%
Number of patients included 12
Data completeness 100%

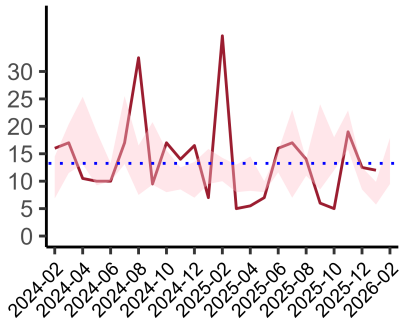

Median postoperative length of stay

National median 9 days
ICB median 10 days
Number of patients included 29
Data completeness 97%

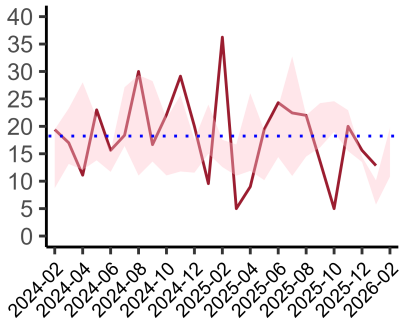

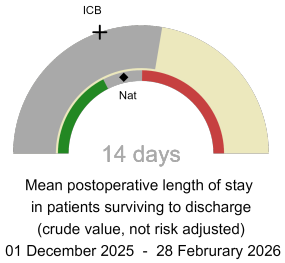

Mean postoperative length of stay

National mean 14 days
ICB mean 13 days
Number of patients included 29
Data completeness 97%

Risk-Adjusted Mortality

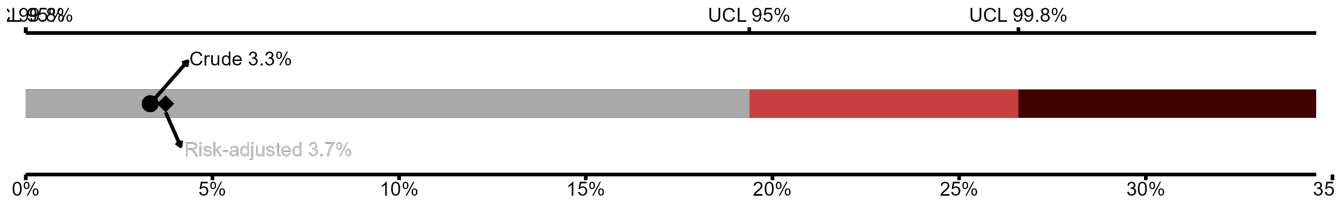

Number of patients included 30 | 30-day risk-adjusted mortality rate 3.7% | National 30-day mortality rate 7.1%

Integrated Care Board

West Middlesex University Hospital is part of the NHS North West London Integrated Care Board ICB. This comprises St Mary's Hospital, Hillingdon Hospital, West Middlesex University Hospital, Northwick Park/St Marks Hospital, Hammersmith Hospital, Chelsea and Westminster Hospital, Charing Cross, Ealing Hospital.