

Explanatory Notes

All cases (locked and unlocked) admitted to hospital between 01 November 2024 and 31 January 2025 have been included. Only cases where the necessary data are available have been included in the denominator for each individual analysis.

At hospital level, runcharts are compared to hospitals within the same ICB.

The results for process measures for which fewer than 10 cases have available data will not be reported. Instead the value will be marked as 'Insufficient data'.

The NELA standards include a newly updated composite standard for CT Scanning and Reporting. The new standard is composed of three metrics: (1) the proportion of patients who had a CT scan that was reported by senior radiologist (ST3+), (2) the proportion of those reported within an hour or less of the scan, and (3) the proportion of those communicated preoperatively between a senior radiologist (ST3+) and senior surgeon (ST3+) to discuss the CT findings.

NOTE: due to changes in database structure, time related metrics may be calculated even if a time (NOT date) stamp is not entered. When time is entered as "00:00" and the "Time not known" box is not ticked, this time-stamp will be used for the standard calculation and may negatively affect reported metrics. We would therefore request that every effort is made to enter the time-stamps for the following variables:

- Date and Time of admission to hospital (Q1.9),
- Date and time of CT scan (Q2.7d),
- Date and time CT scan was reported (Q2.7e),
- Date and time of first dose of antibiotics (Q2.10),
- Date and time arrival in theatre (Q4.1).

For better insight to how these standards have been structured, please refer to the **NELA standards document**.

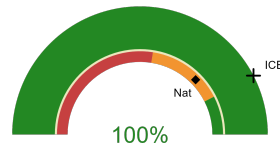


Morrison Hospital

2024-25 Reporting Period 8: 01 November 2024 - 31 January 2025

These plots represent patients having an emergency laparotomy during Year 2024-25 Reporting Period 8 of NELA data collection. This version will be made publicly available via the NELA website. Feedback from participating hospitals is welcome.

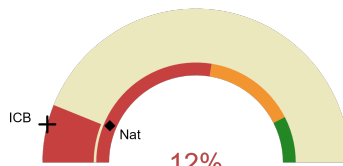
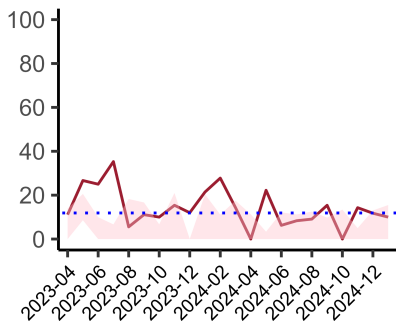
NELA process and outcome measures



Estimated case ascertainment
01 November 2024 - 31 January 2025

**Estimated case ascertainment
(Based on HES/PEDW Data)**

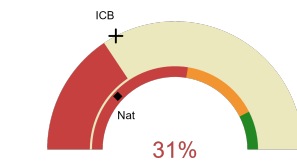
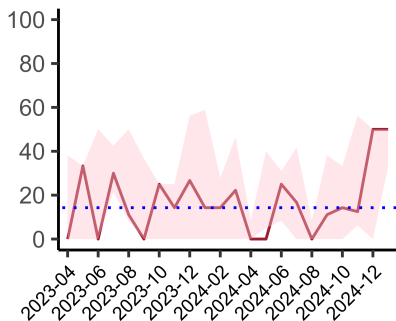
Expected number of cases 53
Total cases entered 65
Cases locked 53
Cases unlocked 12



Proportion of patients who had a CT scan that was reported by a senior radiologist (ST3+) and communicated with the team in the correct time scale before surgery
01 November 2024 - 31 January 2025

CT reported by a senior radiologist (ST3+) and communicated with the team in the correct time scale before surgery.

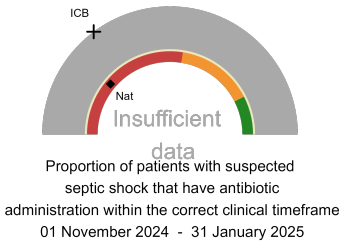
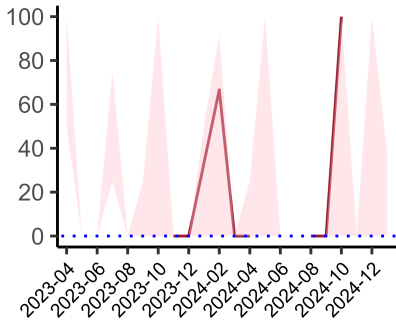
National mean 13%
ICB mean 8%
Number of patients included 41
Data completeness 87%



Proportion of patients with suspected sepsis or infection that have antibiotic administration within the correct clinical timeframe
01 November 2024 - 31 January 2025

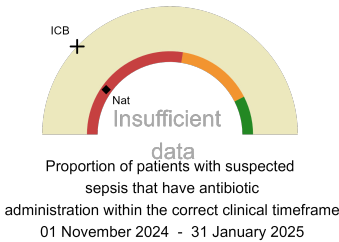
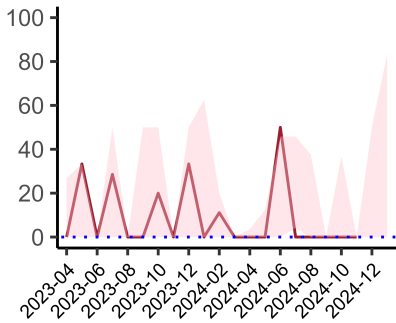
Combined Infection management standard - antibiotic administration within the correct clinical timeframe

National mean 24%
ICB mean 35%
Number of patients included 16
Data completeness 62%



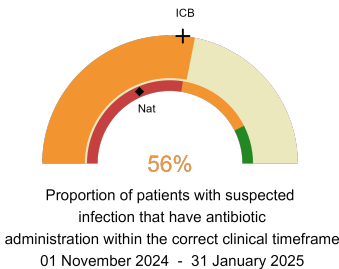
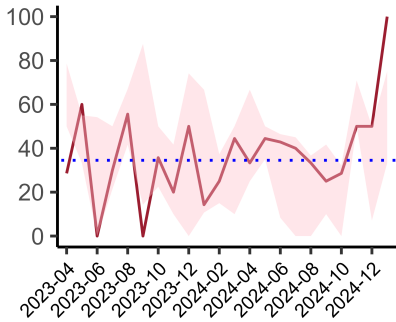
Septic Shock - antibiotic administration within the correct clinical timeframe

National mean 22%
ICB mean 30%
Number of patients included 1
Data completeness 9%



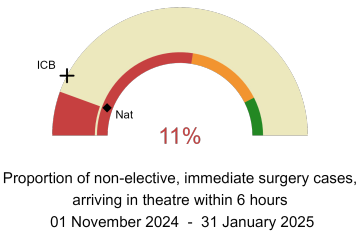
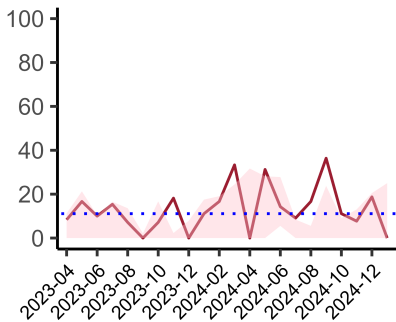
Sepsis - antibiotic administration within the correct clinical timeframe

National mean 19%
ICB mean 24%
Number of patients included 6
Data completeness 38%



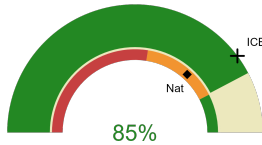
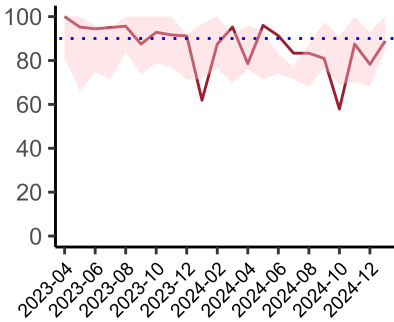
Infection - antibiotic administration within the correct clinical timeframe

National mean 37%
ICB mean 53%
Number of patients included 16
Data completeness 62%



Non-elective, immediate surgery cases, arriving in theatre within 6 hours.

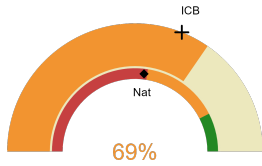
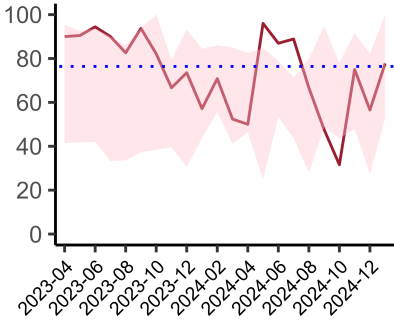
National mean 12%
ICB mean 15%
Number of patients included 36
Data completeness 100%



Risk of death documented before surgery
01 November 2024 - 31 January 2025

Risk documented before surgery

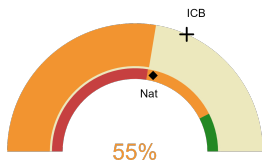
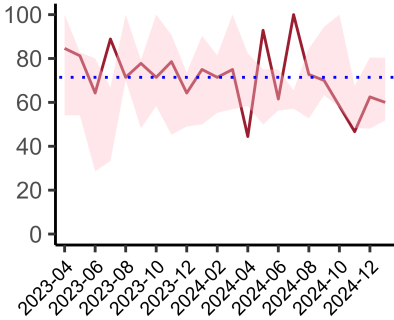
National mean 73%
ICB mean 80%
Number of patients included 65
Data completeness 100%



Risk of death documented after surgery
01 November 2024 - 31 January 2025

Risk documented after surgery

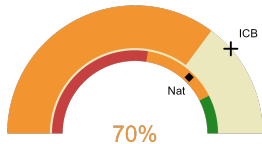
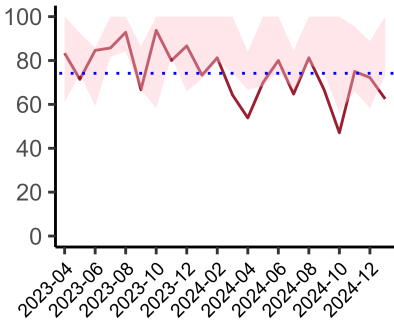
National mean 54%
ICB mean 62%
Number of patients included 65
Data completeness 100%



Admitted to critical care following surgery when the risk of death \geq 5% (Excludes patients who died in theatre or with a decision to palliate)
01 November 2024 - 31 January 2025

Admitted to Critical Care (risk of death \geq 5%)

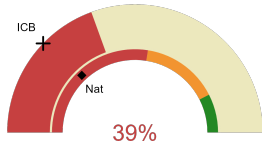
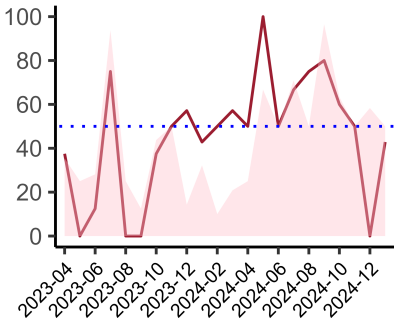
National mean 57%
ICB mean 63%
Number of patients included 38
Data completeness 100%



Consultant surgeon and anaesthetist present in theatre when risk of death \geq 5%
01 November 2024 - 31 January 2025

Consultant Anaesthetist & Consultant Surgeon in theatre (risk of death \geq 5%)

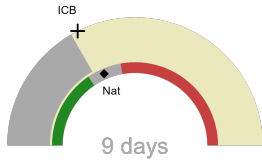
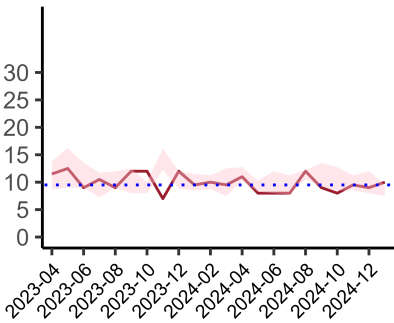
National mean 74%
ICB mean 77%
Number of patients included 54
Data completeness 92%



Perioperative assessment by a care of the older person specialist
01 November 2024 - 31 January 2025

Perioperative Assessment by a member of the geriatrician-led multidisciplinary team for patient aged 65 or over and frail (CFS ≥ 5) or 80+

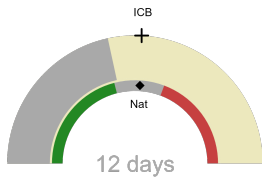
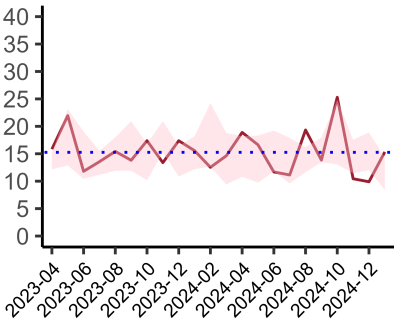
National mean 26%
ICB mean 24%
Number of patients included 18
Data completeness 64%



Median postoperative length of stay in patients surviving to discharge (crude value, not risk adjusted)
01 November 2024 - 31 January 2025

Median postoperative length of stay

National median 10 days
ICB median 10 days
Number of patients included 52
Data completeness 100%



Mean postoperative length of stay in patients surviving to discharge (crude value, not risk adjusted)
01 November 2024 - 31 January 2025

Mean postoperative length of stay

National mean 14 days
ICB mean 14 days
Number of patients included 52
Data completeness 100%

Integrated Care Board

Morrison Hospital is part of the Wales ICB. This comprises Morrison Hospital, Princess of Wales Hospital, Royal Gwent Hospital, Glan Clwyd Hospital, Wrexham Maelor Hospital, Ysbyty Gwynedd Hospital, University Hospital of Wales, Prince Charles Hospital, Royal Glamorgan, Bronglais General Hospital, Glangwili General Hospital, Withybush General Hospital, Grange University Hospital.