

Explanatory Notes

All cases (locked and unlocked) admitted to hospital between 01 November 2025 and 31 January 2026 have been included. Only cases where the necessary data are available have been included in the denominator for each individual analysis.

At hospital level, runcharts are compared to hospitals within the same ICB.

The results for process measures for which fewer than 10 cases have available data will not be reported. Instead the value will be marked as 'Insufficient data'.

Mortality

This section defines three key mortality measures for the monthly report. In all cases we include only patients whose surgery-to-discharge interval (Q4.1 - Q7.8) is ≤ 30 days, and we exclude any with missing discharge status (Q7.7) or missing dates (Q4.1/Q7.8).

1. 30-Day Observed (Crude) Mortality Rate

Let

- d = number of patients who **died** within 30 days of surgery,
- N = total number of patients with known discharge status (alive, died, or still in hospital at 60 days).

Then the crude 30-day mortality rate (as a percentage) is

$$\text{Crude 30-day Mortality Rate} = \frac{d}{N} \times 100.$$

2. Standardised Mortality Ratio (SMR)

Let

- $O = d$ = observed deaths within 30 days,
- $E = \sum_i \text{RiskScore}_i$ = sum of individual parsimonious NELA mortality risk scores for all N patients.

The SMR is

$$\text{SMR} = \frac{O}{E}.$$

3. Risk-Adjusted Mortality

Combines the SMR with the **National** 30-day mortality rate for the examined three month period:

$$\text{Risk-Adjusted Mortality} = \text{SMR} \times (\text{National 30-day mortality}) \times 100.$$

For better insight to how these standards have been structured, please refer to the **NELA standards document**.

Quarterly mean performance



Overall performance



Risk-adjusted mortality

Rating boundaries are lower and upper 99.8% and 95% confidence limits



Non-risk-adjusted measures

Rating boundaries are lower and upper national quartiles

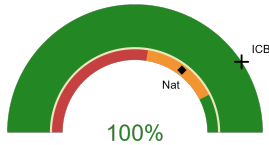


Morrison Hospital

2025-26 Reporting Period 10: 01 November 2025 - 31 January 2026

These plots represent patients having an emergency laparotomy during Year 2025-26 Reporting Period 10 of NELA data collection. This version will be made publicly available via the NELA website. Feedback from participating hospitals is welcome.

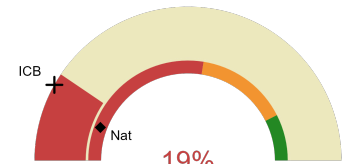
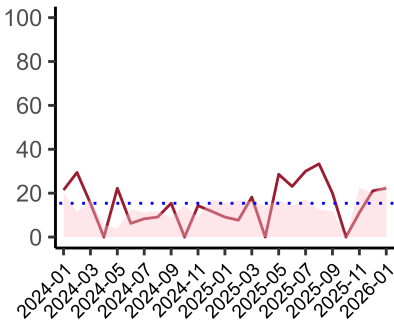
NELA process and outcome measures



Estimated case ascertainment
01 November 2025 - 31 January 2026

**Estimated case ascertainment
(Based on HES/PEDW Data)**

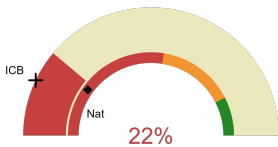
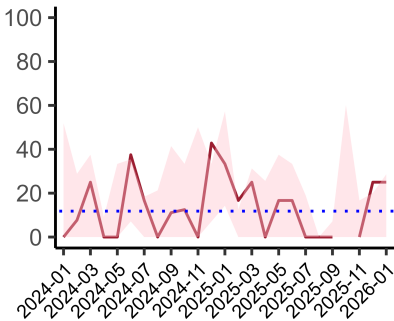
Expected number of cases 41
Total cases entered 54
Cases locked 50
Cases unlocked 4



Proportion of patients who had a CT scan that was reported by a senior radiologist (ST3+) and communicated with the team in the correct time scale before surgery
01 November 2025 - 31 January 2026

CT reported by a senior radiologist (ST3+) and communicated with the team in the correct time scale before surgery.

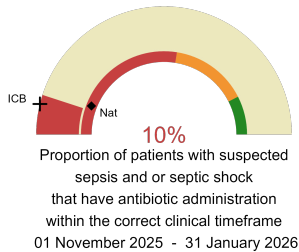
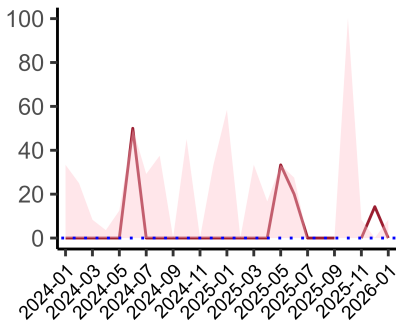
National mean 11%
ICB mean 16%
Number of patients included 37
Data completeness 96%



Proportion of patients with suspected sepsis or infection that have antibiotic administration within the correct clinical timeframe
01 November 2025 - 31 January 2026

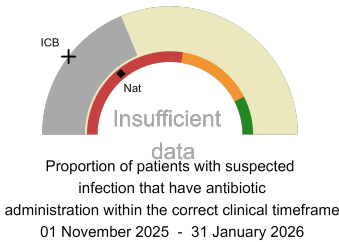
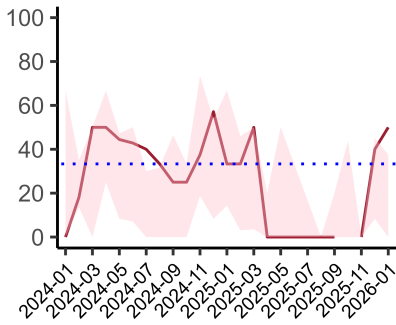
Combined Infection management standard - antibiotic administration within the correct clinical timeframe

National mean 20%
ICB mean 14%
Number of patients included 18
Data completeness 86%



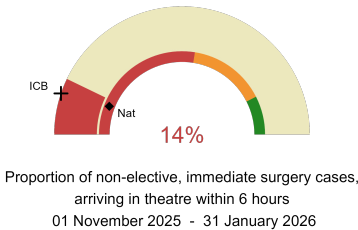
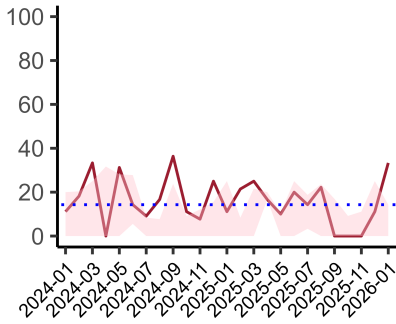
Sepsis/septic shock - antibiotic administration within the correct clinical timeframe

National mean 12%
ICB mean 8%
Number of patients included 10
Data completeness 77%



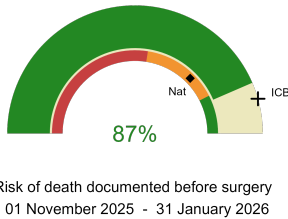
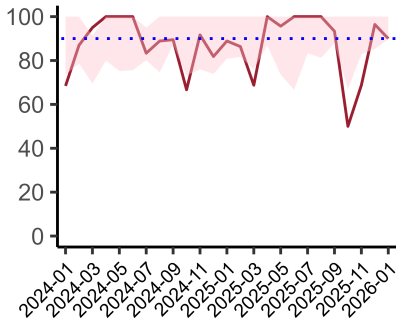
Infection - antibiotic administration within the correct clinical timeframe

National mean 28%
ICB mean 21%
Number of patients included 8
Data completeness 38%



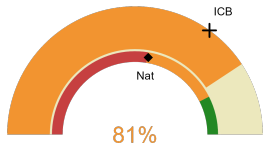
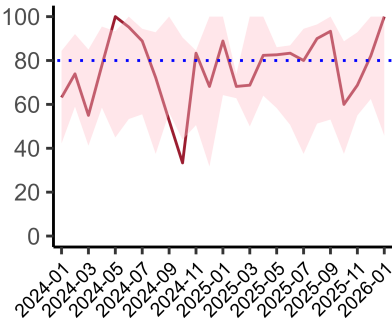
Non-elective, immediate surgery cases, arriving in theatre within 6 hours.

National mean 12%
ICB mean 10%
Number of patients included 28
Data completeness 100%



Risk documented before surgery

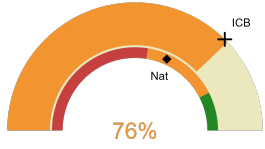
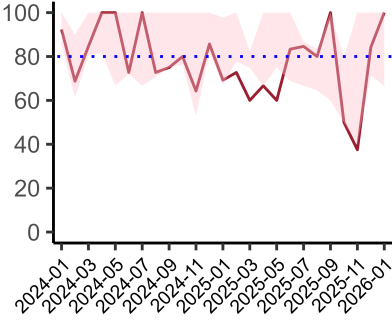
National mean 75%
ICB mean 91%
Number of patients included 54
Data completeness 100%



Risk of death documented after surgery
01 November 2025 - 31 January 2026

Risk documented after surgery

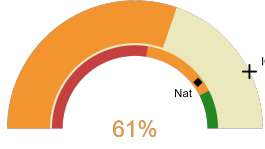
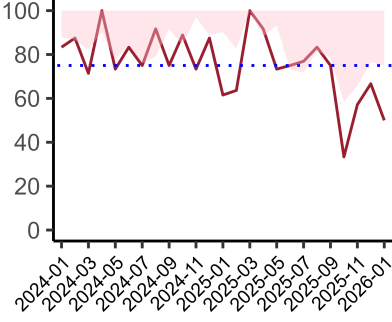
National mean 55%
ICB mean 70%
Number of patients included 54
Data completeness 100%



Admitted to critical care following surgery when the risk of death ≥ 5% (Excludes patients who died in theatre or with a decision to palliate)
01 November 2025 - 31 January 2026

Admitted to Critical Care (risk of death ≥ 5%)

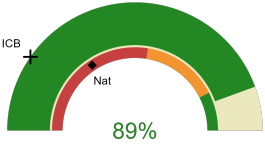
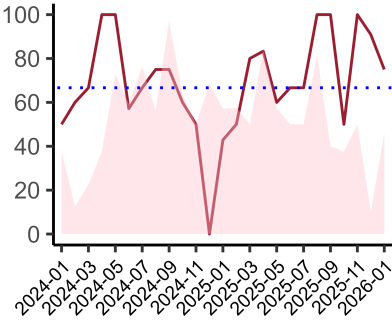
National mean 63%
ICB mean 75%
Number of patients included 33
Data completeness 100%



Consultant surgeon and anaesthetist present in theatre when risk of death ≥ 5%
01 November 2025 - 31 January 2026

Consultant Anaesthetist & Consultant Surgeon in theatre (risk of death ≥ 5%)

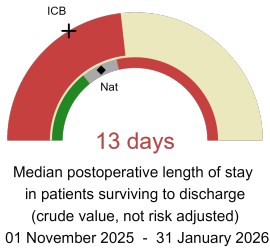
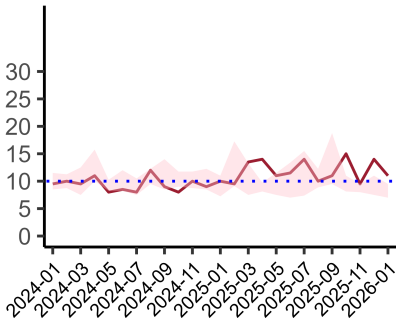
National mean 80%
ICB mean 85%
Number of patients included 33
Data completeness 79%



Perioperative assessment by a care of the older person specialist
01 November 2025 - 31 January 2026

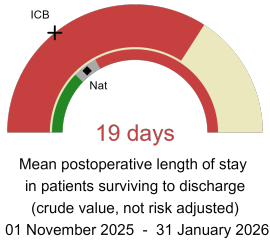
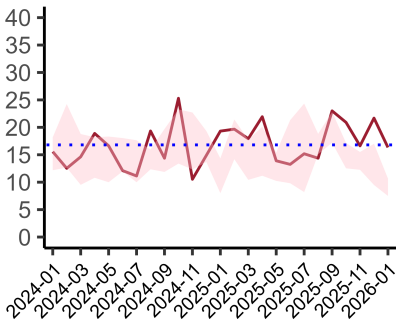
Perioperative Assessment by a member of the geriatrician-led multidisciplinary team for patient aged 65 or over and frail (CFS ≥ 5) or 80+

National mean 31%
ICB mean 19%
Number of patients included 18
Data completeness 95%



Median postoperative length of stay

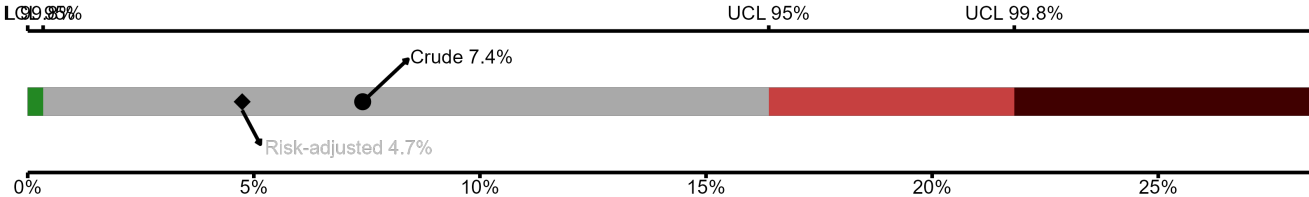
National median 10 days
ICB median 9 days
Number of patients included 50
Data completeness 100%



Mean postoperative length of stay

National mean 14 days
ICB mean 13 days
Number of patients included 50
Data completeness 100%

Risk-Adjusted Mortality



Number of patients included 54 | 30-day risk-adjusted mortality rate 4.7% | National 30-day mortality rate 7.6%

Integrated Care Board

Morrison Hospital is part of the Wales ICB. This comprises Morrison Hospital, Princess of Wales Hospital, Royal Gwent Hospital, Glan Clwyd Hospital, Wrexham Maelor Hospital, Ysbyty Gwynedd Hospital, University Hospital Llandough, University Hospital of Wales, Prince Charles Hospital, Royal Glamorgan, Bronglais General Hospital, Glangwili General Hospital, Withybush General Hospital, Grange University Hospital.