

## Explanatory Notes

All cases admitted to hospital between 01 September 2025 and 28 February 2026 have been included. Only cases where the necessary data are available have been included in the denominator for each individual analysis.

The results for process measures for which fewer than 10 cases have available data will not be reported. Instead value will be marked as 'Insufficient data'.

At ICB level, runcharts are compared to national quartiles.

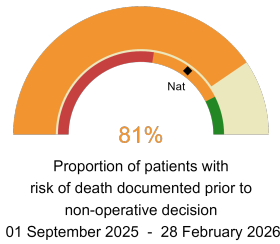
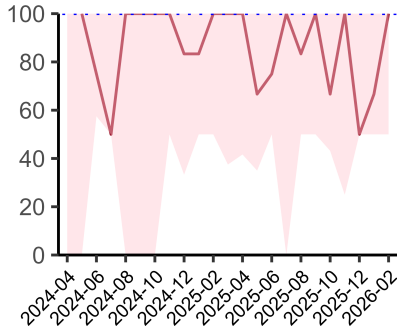


**NHS Cheshire And Merseyside Integrated Care Board**

**2025-26 Reporting Period 11: 01 September 2025 - 28 February 2026**

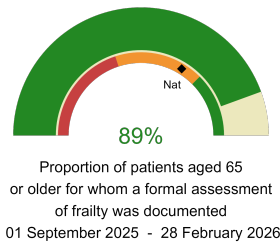
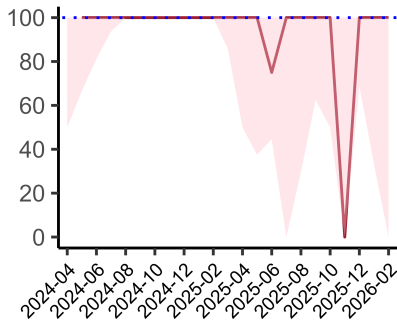
These plots represent patients who did NOT have an emergency laparotomy during Year 2025-26 Reporting Period 11 of NELA data collection. This version will be made publicly available via the NELA website. Feedback from participating hospitals is welcome.

**NELA process and outcome measures**



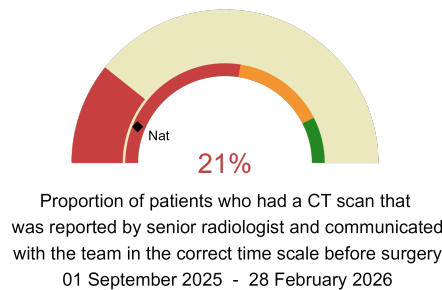
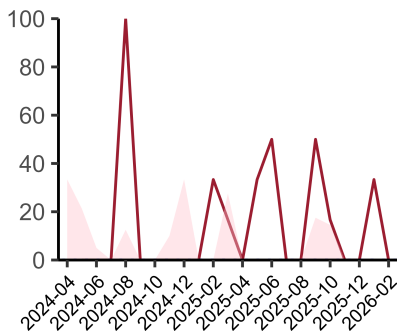
**Risk documented prior to non-operative decision.**

National mean 70%  
Number of patients included 16  
Data completeness 100%



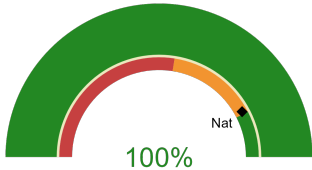
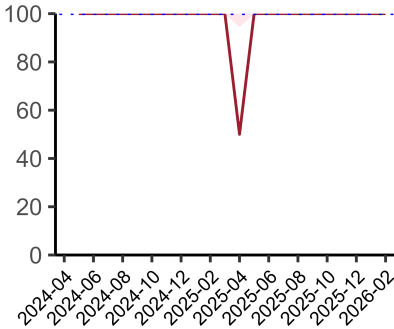
**Formal assessment of frailty documented.**

National mean 67%  
Number of patients included 13  
Data completeness 100%



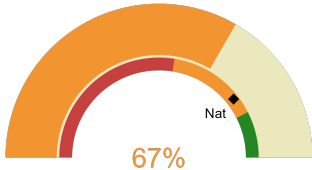
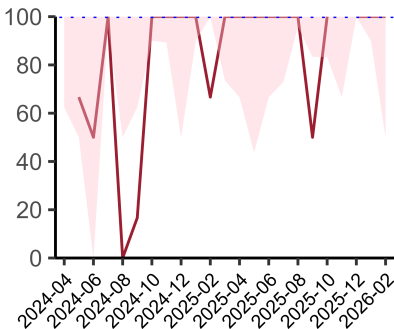
**CT reported by a senior radiologist (ST3+) and communicated with the team in the correct time scale.**

National mean 13%  
Number of patients included 16  
Data completeness 93%



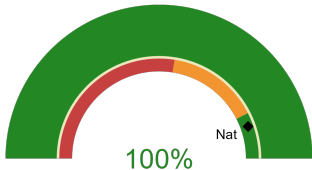
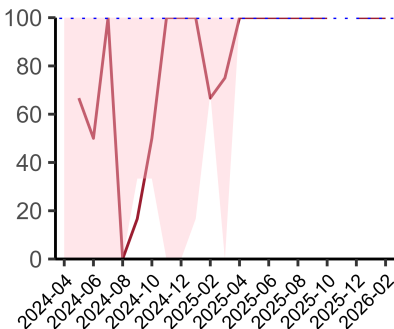
Proportion of patients in whom staff have proactively identified advance care plans to support the decision-making process.  
01 September 2025 - 28 February 2026

**Advance care plans to support the decision-making process.**  
National mean 84%  
Number of patients included 16  
Data completeness 100%



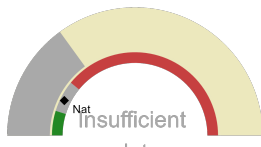
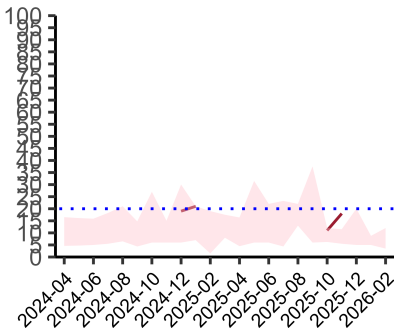
Proportion of patients who were recognised to be dying who have an individualised end-of-life care plan documented  
01 September 2025 - 28 February 2026

**Individualised end-of-life care plan documented for patients recognised to be dying.**  
National mean 79%  
Number of patients included 13  
Data completeness 100%



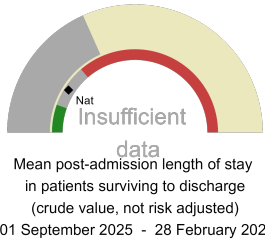
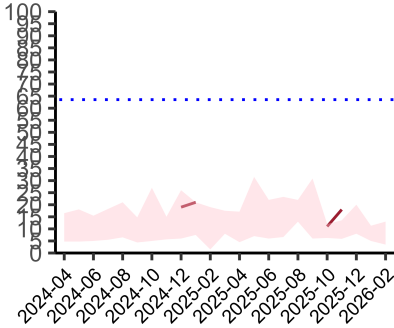
Proportion of patients who died in hospital, who received direct input by member of a palliative care team  
01 September 2025 - 28 February 2026

**Direct input by a member of a palliative care team for patients who have died in hospital.**  
National mean 89%  
Number of patients included 13  
Data completeness 100%

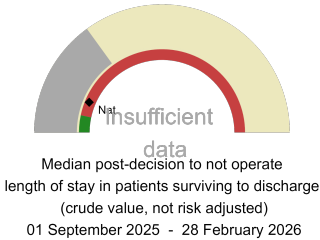
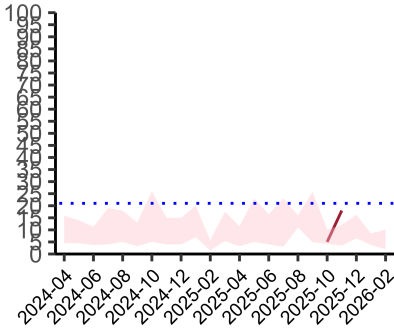


Median post-admission length of stay in patients surviving to discharge (crude value, not risk adjusted)  
01 September 2025 - 28 February 2026

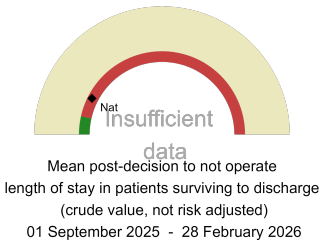
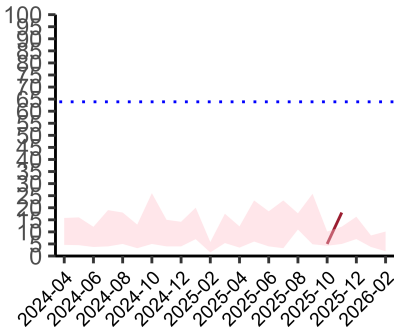
**Median post-admission length of stay**  
National median 9 days  
Number of patients included 3  
Data completeness 100%



**Mean post-admission length of stay**  
National mean 11 days  
Number of patients included 3  
Data completeness 100%



**Median post-decision to not operate length of stay**  
National median 8 days  
Number of patients included 3  
Data completeness 100%



**Mean post-decision to not operate length of stay**  
National mean 9 days  
Number of patients included 3  
Data completeness 100%

**Integrated Care Board**

NHS Cheshire And Merseyside Integrated Care Board ICB comprises Whiston Hospital, Warrington Hospital, Arrowe Park Hospital, Aintree University Hospital, Leighton Hospital, Countess of Chester Hospital, Royal Liverpool University Hospital.