

**Explanatory Notes**

All cases admitted to hospital between 01 June 2024 and 31 August 2024 have been included. Only cases where the necessary data are available have been included in the denominator for each individual analysis.

The results for process measures for which fewer than 10 cases have available data will not be reported. Instead value will be marked as 'Insufficient data'.

At ICB level, runcharts are compared to national quartiles.

For better insight to how these standards have been structured, please refer to the **NELA standards document**.

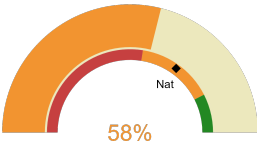


**NHS Greater Manchester Integrated Care Board**

**2024-25 Reporting Period 3: 01 June 2024 - 31 August 2024**

These plots represent patients having an emergency laparotomy during Year 2024-25 Reporting Period 3 of NELA data collection. This version will be made publicly available via the NELA website. Feedback from participating ICBs and hospitals is welcome.

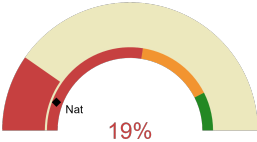
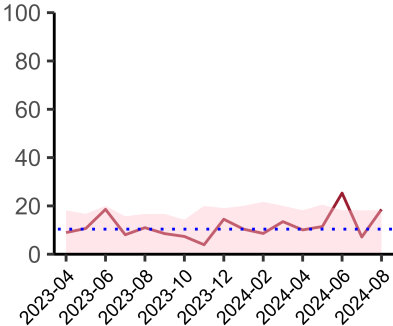
**NELA process and outcome measures**



Estimated case ascertainment  
01 June 2024 - 31 August 2024

**Estimated Case Ascertainment  
(Based on HES Data)**

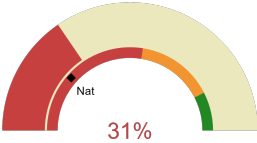
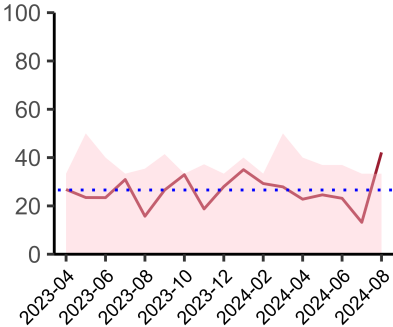
Expected number of cases 358  
Total cases entered 211  
Cases locked 170  
Cases unlocked 41



Proportion of patients who had a CT scan that was reported by senior radiologist and communicated with the team in the correct time scale before surgery  
01 June 2024 - 31 August 2024

**CT reported by a senior radiologist (ST3+) and communicated with the team in the correct time scale before surgery.**

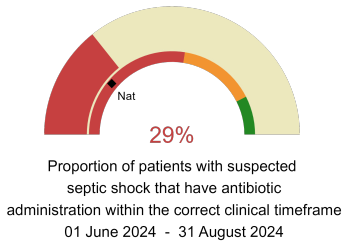
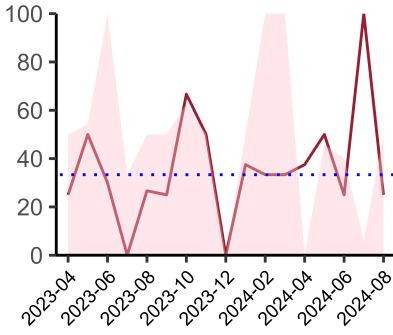
National mean 12%  
Number of patients included 159  
Data completeness 98%



Proportion of patients with suspected sepsis or infection that have antibiotic administration within the correct clinical timeframe  
01 June 2024 - 31 August 2024

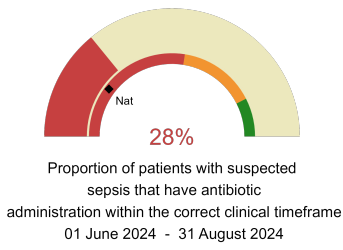
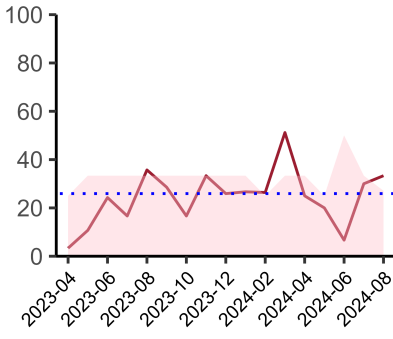
**Combined Infection management standard - antibiotic administration within the correct clinical timeframe**

National mean 23%  
Number of patients included 80  
Data completeness 83%



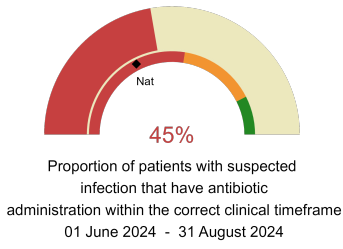
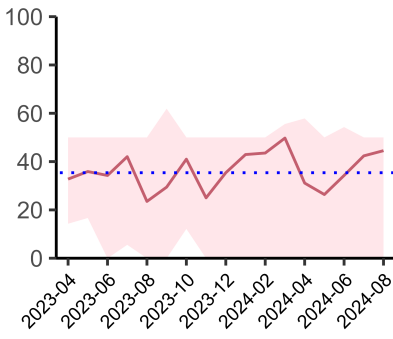
**Septic Shock - antibiotic administration within the correct clinical timeframe**

National mean 22%  
Number of patients included 12  
Data completeness 61%



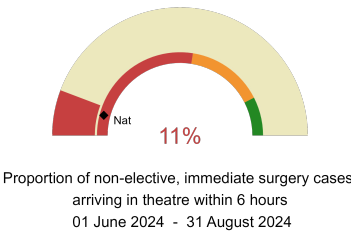
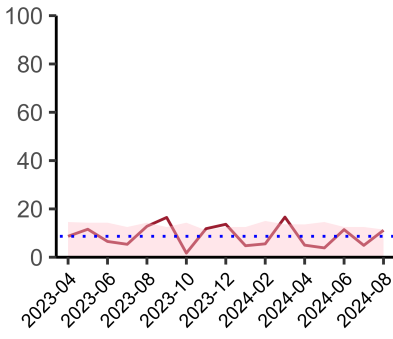
**Sepsis - antibiotic administration within the correct clinical timeframe**

National mean 20%  
Number of patients included 30  
Data completeness 66%



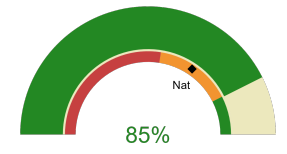
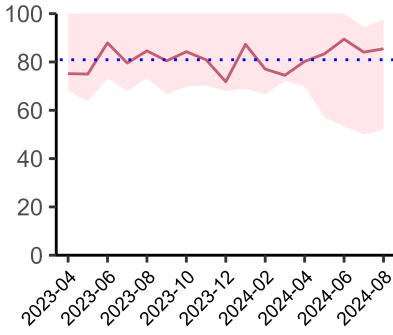
**Infection - antibiotic administration within the correct clinical timeframe**

National mean 35%  
Number of patients included 79  
Data completeness 83%



**Timeliness - proportion of patients arriving in theatre according to correct clinical timeframe.**

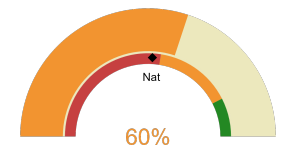
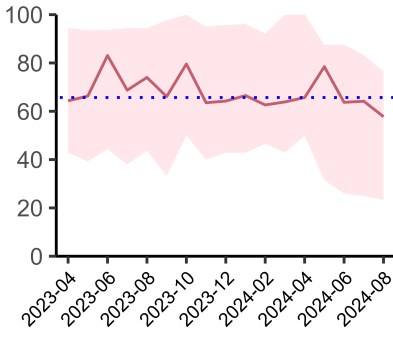
National mean 8%  
Number of patients included 145  
Data completeness 100%



Risk of death documented before surgery  
01 June 2024 - 31 August 2024

**Risk documented before surgery**

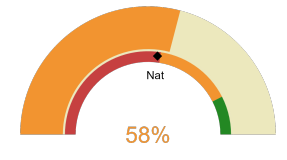
National mean 69%  
Number of patients included 211  
Data completeness 100%



Risk of death documented after surgery  
01 June 2024 - 31 August 2024

**Risk documented after surgery**

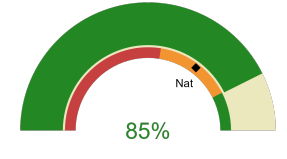
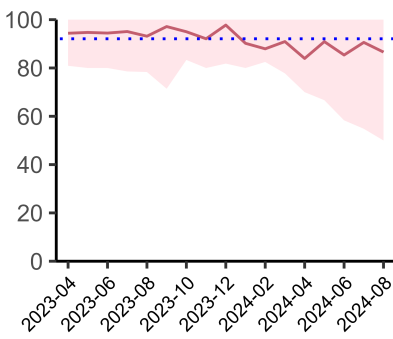
National mean 52%  
Number of patients included 211  
Data completeness 100%



Admitted to critical care following surgery when the risk of death ≥ 5% (Excludes patients who died in theatre or with a decision to palliate)  
01 June 2024 - 31 August 2024

**Admitted to Critical Care (risk of death ≥ 5%)**

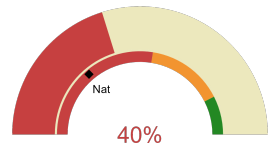
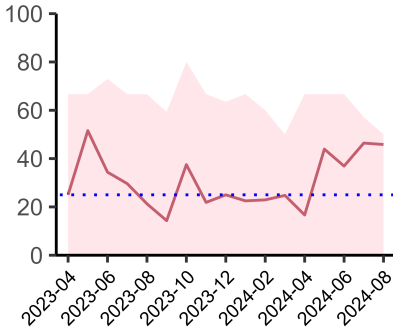
National mean 54%  
Number of patients included 110  
Data completeness 100%



Consultant surgeon and anaesthetist present in theatre when risk of death ≥ 5%  
01 June 2024 - 31 August 2024

**Consultant Anaesthetist & Consultant Surgeon in theatre (risk of death ≥ 5%)**

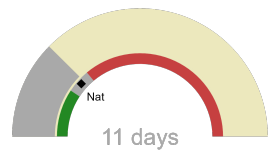
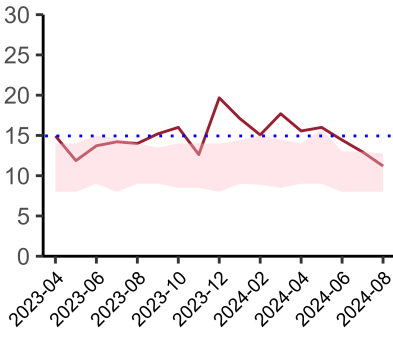
National mean 71%  
Number of patients included 169  
Data completeness 96%



Perioperative assessment by a care of the older person specialist  
01 June 2024 - 31 August 2024

**Perioperative Assessment by a member of the geriatrician-led multidisciplinary team for patient aged 65 or over and frail (CFS ≥ 5) or 80+**

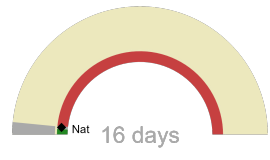
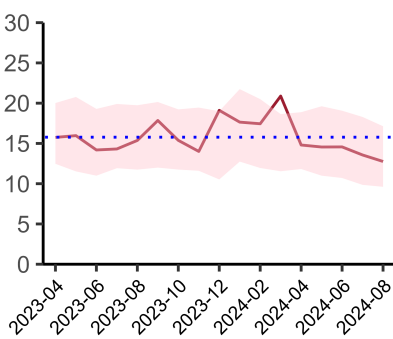
National mean 28%  
Number of patients included 44  
Data completeness 72%



Median postoperative length of stay in patients surviving to discharge (crude value, not risk adjusted)  
01 June 2024 - 31 August 2024

**Mean postoperative Length of Stay**

National median 10 days  
Number of patients included 173  
Data completeness 93%



Mean postoperative length of stay in patients surviving to discharge (crude value, not risk adjusted)  
01 June 2024 - 31 August 2024

**Median postoperative Length of Stay**

National mean 15 days  
Number of patients included 173  
Data completeness 93%

**Integrated Care Board**

NHS Greater Manchester Integrated Care Board ICB comprises Salford Royal Hospital, Stepping Hill Hospital, Tameside General Hospital, The Christie, The Royal Oldham Hospital, North Manchester General Hospital, Wythenshawe Hospital, Royal Albert Edward Infirmary, Manchester Royal Infirmary, Royal Bolton Hospital.