

Explanatory Notes

All cases admitted to hospital between 01 August 2024 and 31 January 2025 have been included. Only cases where the necessary data are available have been included in the denominator for each individual analysis.

The results for process measures for which fewer than 10 cases have available data will not be reported. Instead value will be marked as 'Insufficient data'.

At ICB level, runcharts are compared to national quartiles.

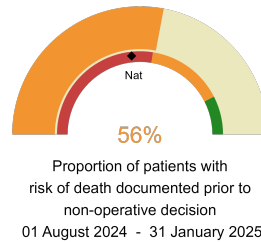
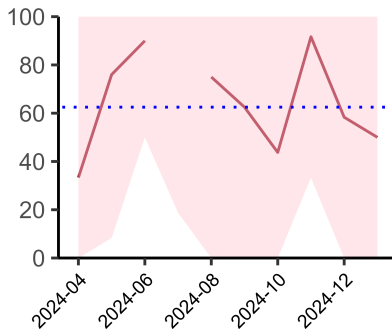


NHS Greater Manchester Integrated Care Board

2024-25 Reporting Period 5: 01 August 2024 - 31 January 2025

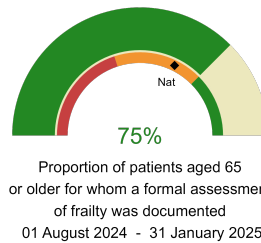
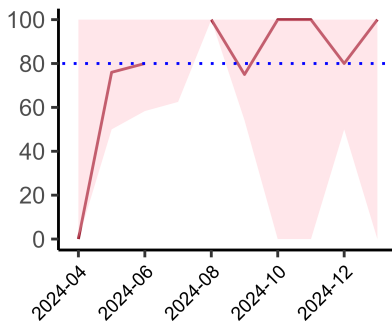
These plots represent patients who did NOT have an emergency laparotomy during Year 2024-25 Reporting Period 5 of NELA data collection. This version will be made publicly available via the NELA website. Feedback from participating hospitals is welcome.

NELA process and outcome measures



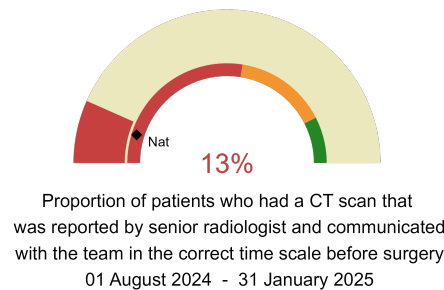
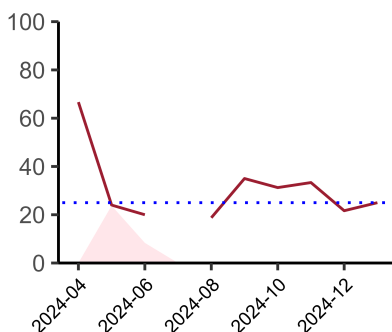
Risk documented prior to non-operative decision.

National mean 47%
Number of patients included 52
Data completeness 100%



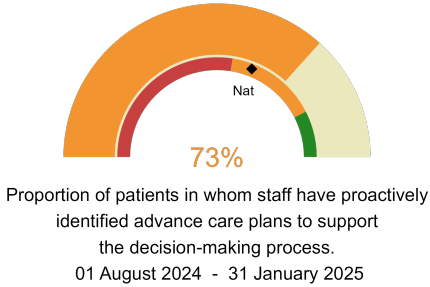
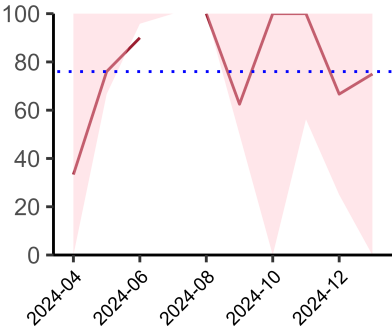
Formal assessment of frailty documented.

National mean 65%
Number of patients included 44
Data completeness 75%



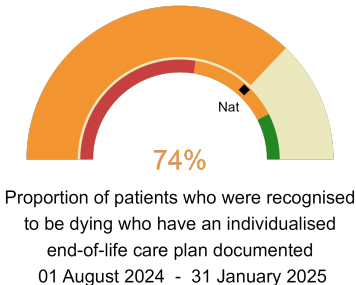
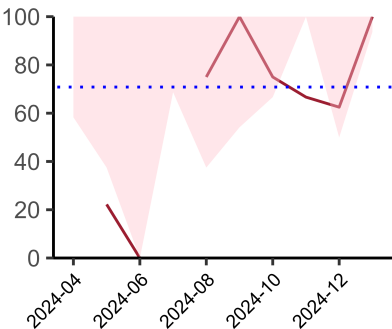
CT reported by a senior radiologist (ST3+) and communicated with the team in the correct time scale.

National mean 10%
Number of patients included 52
Data completeness 91%



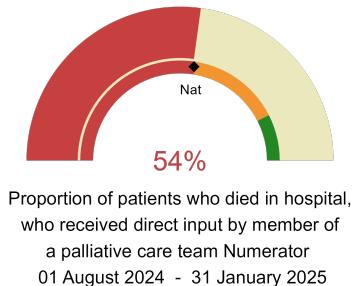
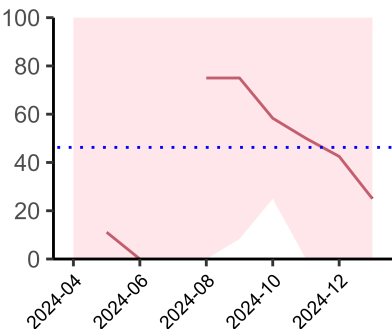
Advance care plans to support the decision-making process.

National mean 62%
Number of patients included 52
Data completeness 76%



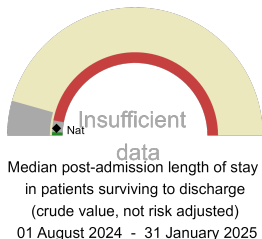
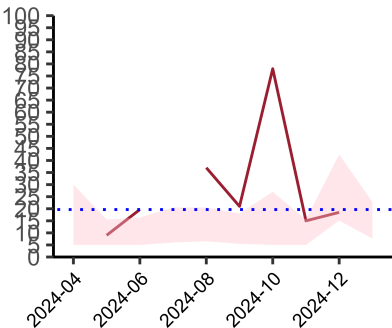
Individualised end-of-life care plan documented for patients recognised to be dying.

National mean 74%
Number of patients included 40
Data completeness 70%



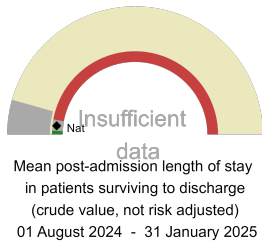
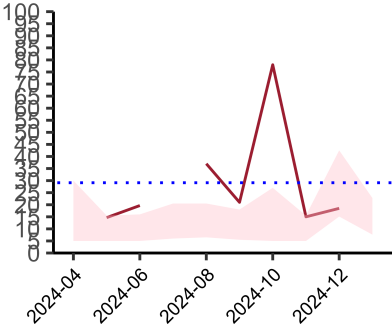
Direct input by a member of a palliative care team for patients who have died in hospital.

National mean 55%
Number of patients included 40
Data completeness 70%

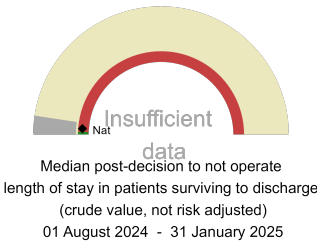
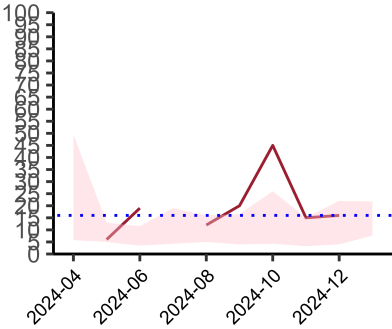


Median post-admission length of stay

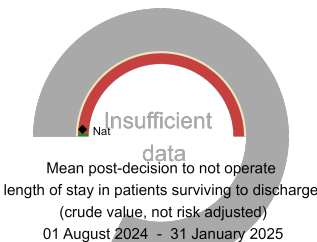
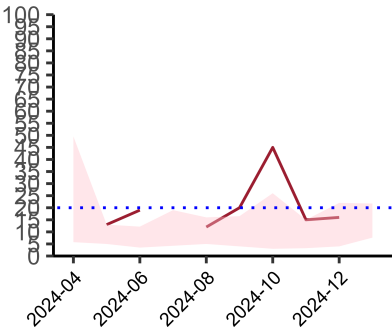
National median 11 days
Number of patients included 7
Data completeness 100%



Mean post-admission length of stay
National mean 13 days
Number of patients included 7
Data completeness 100%



Median post-decision to not operate length of stay
National median 9 days
Number of patients included 7
Data completeness 100%



Mean post-decision to not operate length of stay
National mean 11 days
Number of patients included 7
Data completeness 100%

Integrated Care Board

NHS Greater Manchester Integrated Care Board ICB comprises Salford Royal Hospital, Stepping Hill Hospital, Tameside General Hospital, The Royal Oldham Hospital, North Manchester General Hospital, Wythenshawe Hospital, Royal Albert Edward Infirmary, Manchester Royal Infirmary, Royal Bolton Hospital.