

## Explanatory Notes

All cases admitted to hospital between 01 August 2025 and 31 January 2026 have been included. Only cases where the necessary data are available have been included in the denominator for each individual analysis.

The results for process measures for which fewer than 10 cases have available data will not be reported. Instead value will be marked as 'Insufficient data'.

At ICB level, runcharts are compared to national quartiles.

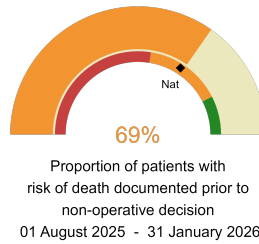
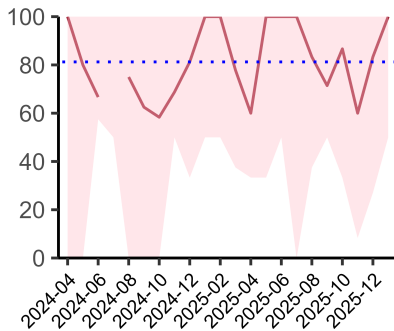


**NHS Greater Manchester Integrated Care Board**

**2025-26 Reporting Period 10: 01 August 2025 - 31 January 2026**

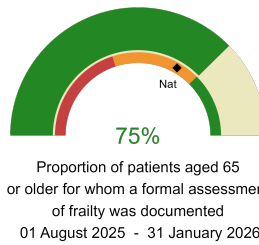
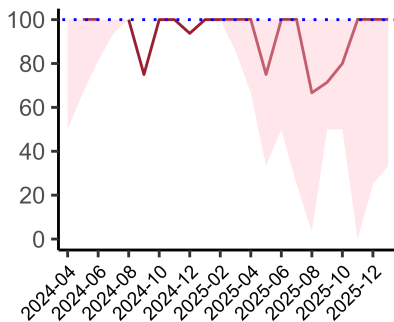
These plots represent patients who did NOT have an emergency laparotomy during Year 2025-26 Reporting Period 10 of NELA data collection. This version will be made publicly available via the NELA website. Feedback from participating hospitals is welcome.

**NELA process and outcome measures**



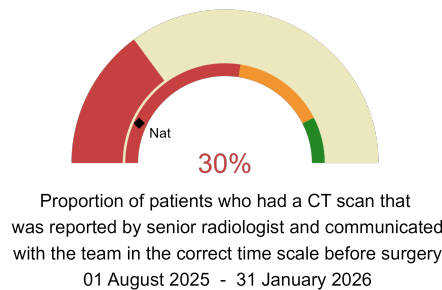
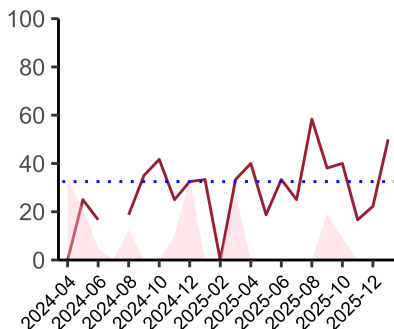
**Risk documented prior to non-operative decision.**

National mean 68%  
Number of patients included 46  
Data completeness 100%



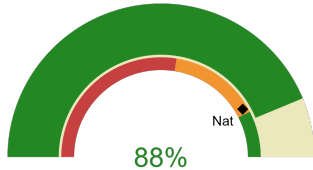
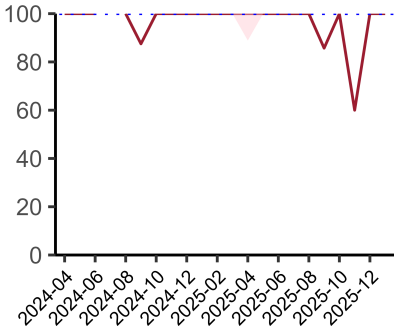
**Formal assessment of frailty documented.**

National mean 67%  
Number of patients included 43  
Data completeness 90%



**CT reported by a senior radiologist (ST3+) and communicated with the team in the correct time scale.**

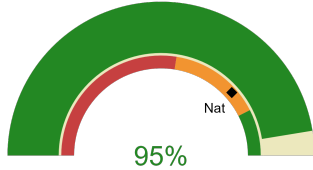
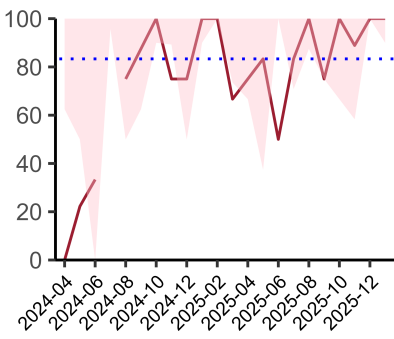
National mean 14%  
Number of patients included 46  
Data completeness 81%



Proportion of patients in whom staff have proactively identified advance care plans to support the decision-making process.  
01 August 2025 - 31 January 2026

**Advance care plans to support the decision-making process.**

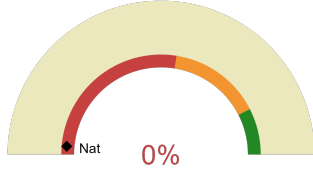
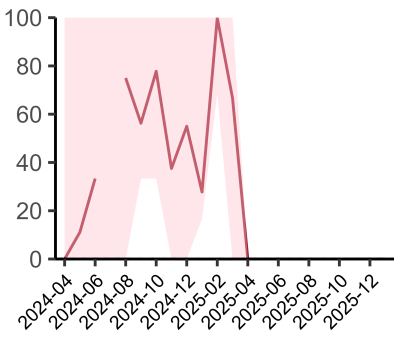
National mean 83%  
Number of patients included 46  
Data completeness 91%



Proportion of patients who were recognised to be dying who have an individualised end-of-life care plan documented  
01 August 2025 - 31 January 2026

**Individualised end-of-life care plan documented for patients recognised to be dying.**

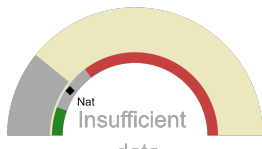
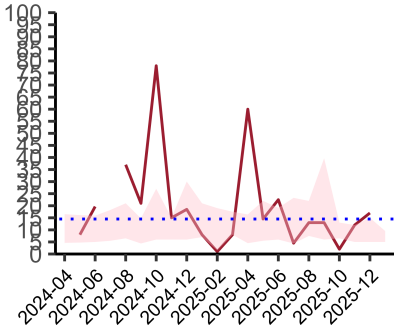
National mean 77%  
Number of patients included 35  
Data completeness 75%



Proportion of patients who died in hospital, who received direct input by member of a palliative care team Numerator  
01 August 2025 - 31 January 2026

**Direct input by a member of a palliative care team for patients who have died in hospital.**

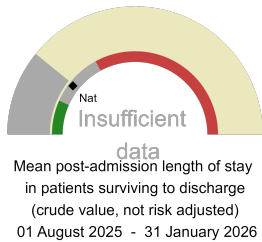
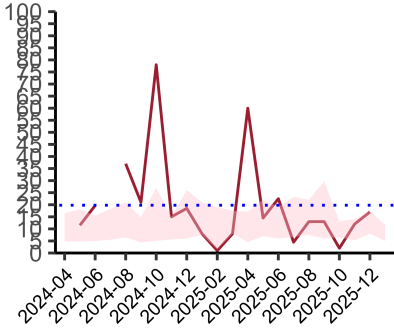
National mean 3%  
Number of patients included 35  
Data completeness 75%



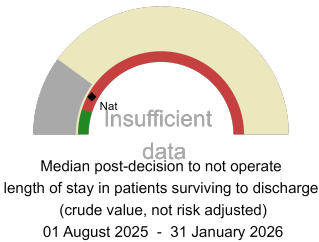
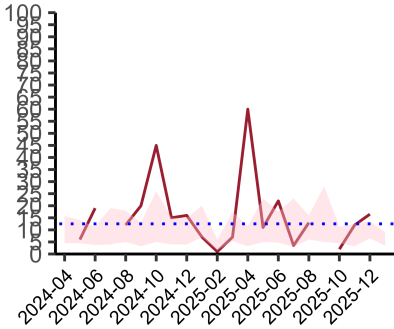
Median post-admission length of stay in patients surviving to discharge (crude value, not risk adjusted)  
01 August 2025 - 31 January 2026

**Median post-admission length of stay**

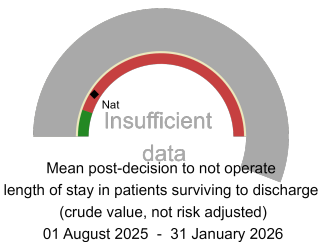
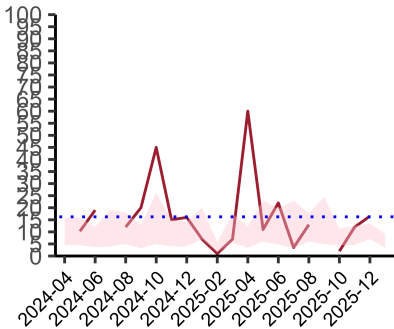
National median 12 days  
Number of patients included 7  
Data completeness 75%



**Mean post-admission length of stay**  
National mean 13 days  
Number of patients included 7  
Data completeness 75%



**Median post-decision to not operate length of stay**  
National median 10 days  
Number of patients included 6  
Data completeness 50%



**Mean post-decision to not operate length of stay**  
National mean 11 days  
Number of patients included 6  
Data completeness 50%

**Integrated Care Board**

NHS Greater Manchester Integrated Care Board ICB comprises Salford Royal Hospital, Stepping Hill Hospital, Tameside General Hospital, The Christie, The Royal Oldham Hospital, North Manchester General Hospital, Wythenshawe Hospital, Royal Albert Edward Infirmary, Manchester Royal Infirmary, Royal Bolton Hospital.