

Explanatory Notes

All cases admitted to hospital between 01 June 2024 and 30 November 2024 have been included. Only cases where the necessary data are available have been included in the denominator for each individual analysis.

The results for process measures for which fewer than 10 cases have available data will not be reported. Instead value will be marked as 'Insufficient data'.

At ICB level, runcharts are compared to national quartiles.

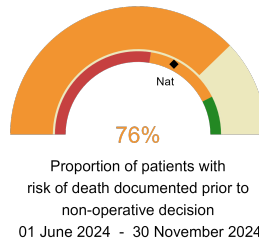
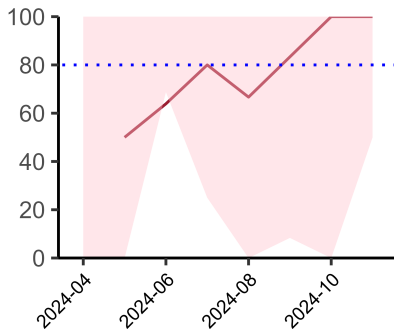


NHS Lancashire And South Cumbria Integrated Care Board

2024-25 Reporting Period 3: 01 June 2024 - 30 November 2024

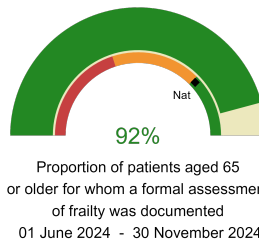
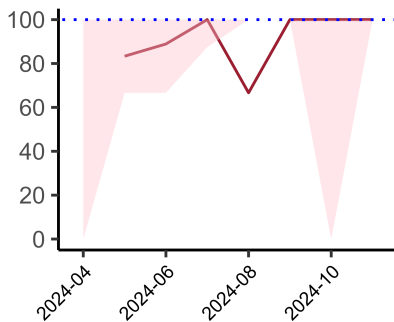
These plots represent patients who did NOT have an emergency laparotomy during Year 2024-25 Reporting Period 3 of NELA data collection. This version will be made publicly available via the NELA website. Feedback from participating hospitals is welcome.

NELA process and outcome measures



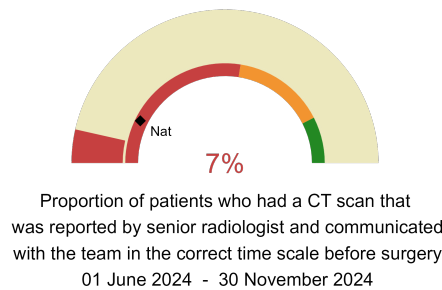
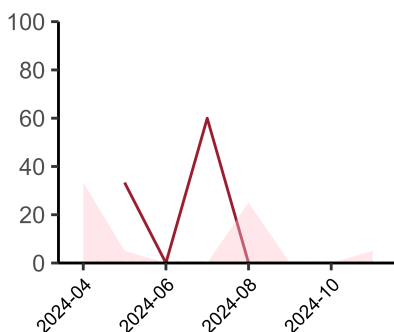
Risk documented prior to non-operative decision.

National mean 65%
Number of patients included 29
Data completeness 100%



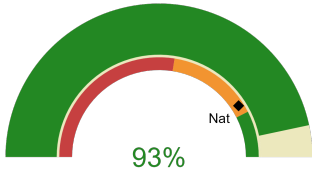
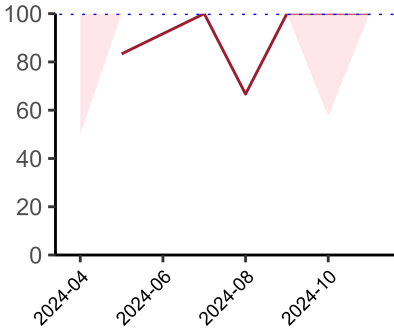
Formal assessment of frailty documented.

National mean 76%
Number of patients included 25
Data completeness 92%



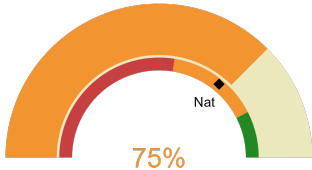
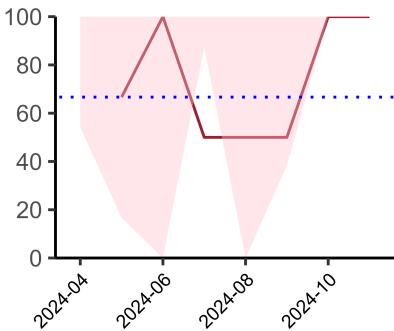
CT reported by a senior radiologist (ST3+) and communicated with the team in the correct time scale.

National mean 15%
Number of patients included 29
Data completeness 82%



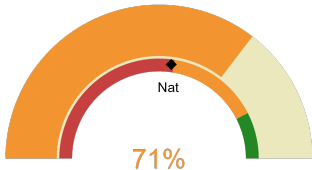
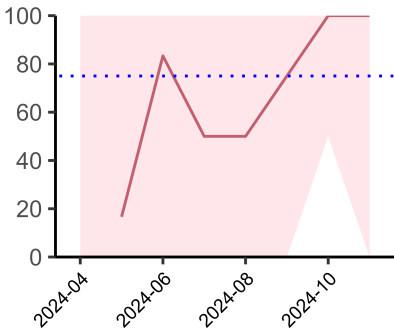
Proportion of patients in whom staff have proactively identified advance care plans to support the decision-making process.
01 June 2024 - 30 November 2024

Advance care plans to support the decision-making process.
National mean 82%
Number of patients included 29
Data completeness 93%



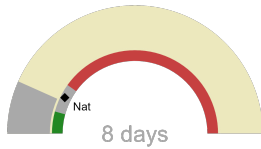
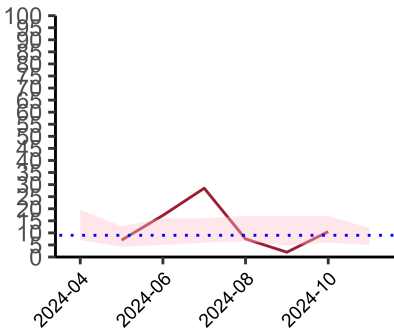
Proportion of patients who were recognised to be dying who have an individualised end-of-life care plan documented
01 June 2024 - 30 November 2024

Individualised end-of-life care plan documented for patients recognised to be dying.
National mean 72%
Number of patients included 16
Data completeness 100%



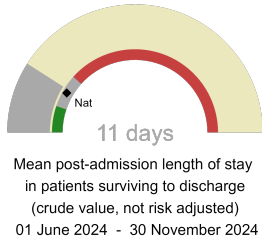
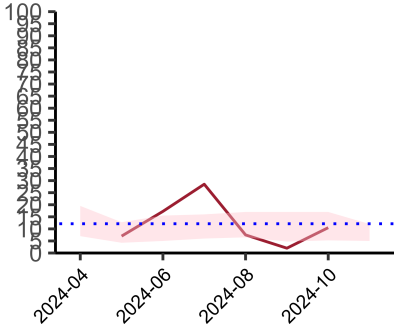
Proportion of patients who died in hospital, who received direct input by member of a palliative care team Numerator
01 June 2024 - 30 November 2024

Direct input by a member of a palliative care team for patients who have died in hospital.
National mean 54%
Number of patients included 16
Data completeness 100%



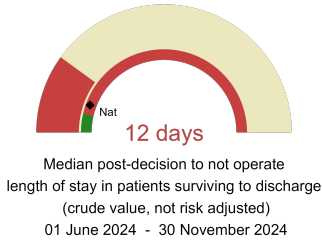
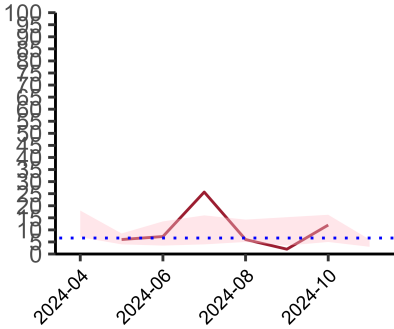
Median post-admission length of stay in patients surviving to discharge (crude value, not risk adjusted)
01 June 2024 - 30 November 2024

Median post-admission length of stay
National median 9 days
Number of patients included 13
Data completeness 100%



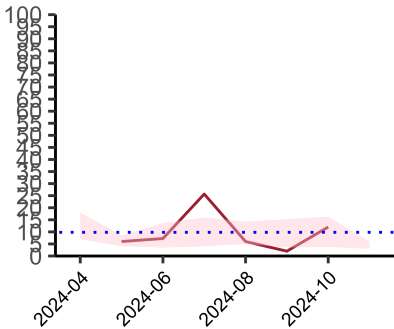
Mean post-admission length of stay

National mean 10 days
Number of patients included 13
Data completeness 100%



Median post-decision to not operate length of stay

National median 7 days
Number of patients included 10
Data completeness 83%



Mean post-decision to not operate length of stay

National mean 8 days
Number of patients included 10
Data completeness 83%

Integrated Care Board

NHS Lancashire And South Cumbria Integrated Care Board ICB comprises Furness General Hospital, Royal Blackburn Hospital, Royal Lancaster Infirmary.