

Explanatory Notes

All cases admitted to hospital between 01 June 2025 and 31 August 2025 have been included. Only cases where the necessary data are available have been included in the denominator for each individual analysis.

The results for process measures for which fewer than 10 cases have available data will not be reported. Instead value will be marked as 'Insufficient data'.

For this report runcharts are compared to national quartiles.

For better insight to how these standards have been structured, please refer to the **NELA standards document**.

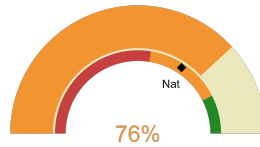


NHS Lancashire And South Cumbria Integrated Care Board

2025-26 Reporting Period 5: 01 June 2025 - 31 August 2025

These plots represent patients having an emergency laparotomy during Year 2025-26 Reporting Period 5 of NELA data collection.

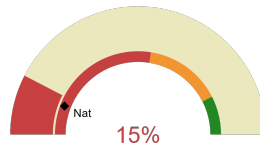
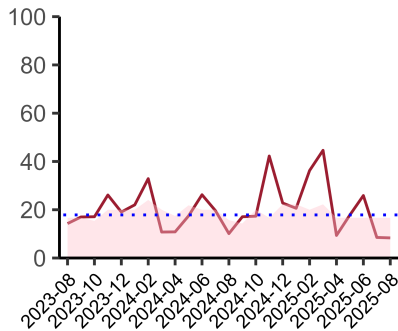
NELA process and outcome measures



Estimated case ascertainment
01 June 2025 - 31 August 2025

**Estimated Case Ascertainment
(Based on HES Data)**

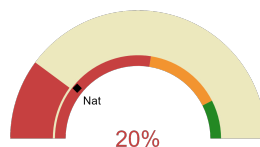
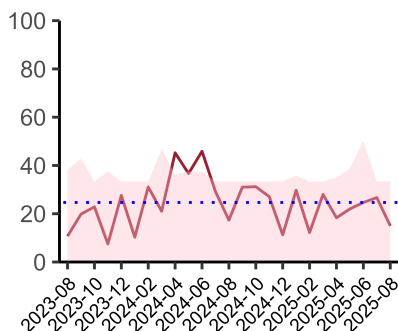
Expected number of cases 213
Total cases entered 162
Cases locked 93
Cases unlocked 69



Proportion of patients who had a CT scan that was reported by senior radiologist and communicated with the team in the correct time scale before surgery
01 June 2025 - 31 August 2025

CT reported by a senior radiologist (ST3+) and communicated with the team in the correct time scale before surgery.

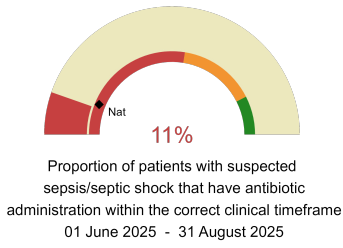
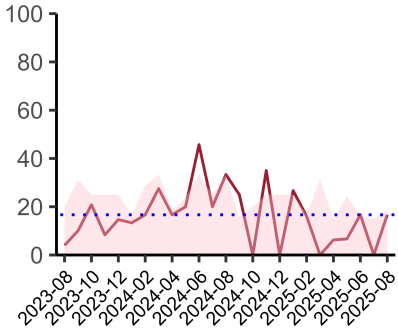
National mean 12%
Number of patients included 114
Data completeness 100%



Proportion of patients with suspected sepsis/septic shock or infection that have antibiotic administration within the correct clinical timeframe
01 June 2025 - 31 August 2025

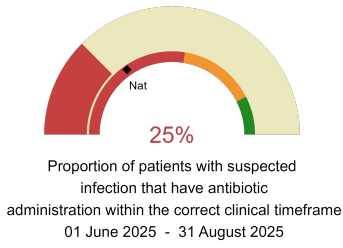
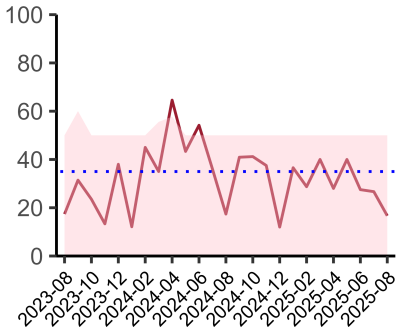
Combined Infection management standard - antibiotic administration within the correct clinical timeframe

National mean 22%
Number of patients included 62
Data completeness 91%



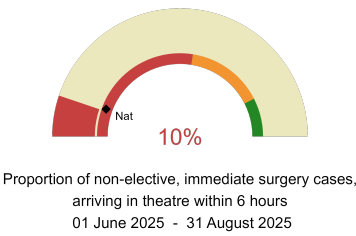
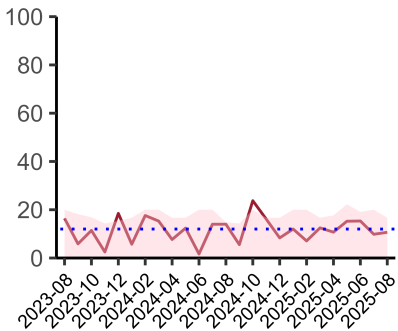
Sepsis/septic shock - antibiotic administration within the correct clinical timeframe

National mean 12%
Number of patients included 32
Data completeness 84%



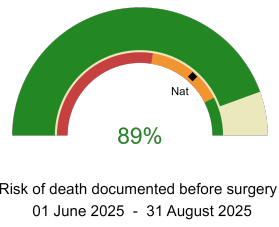
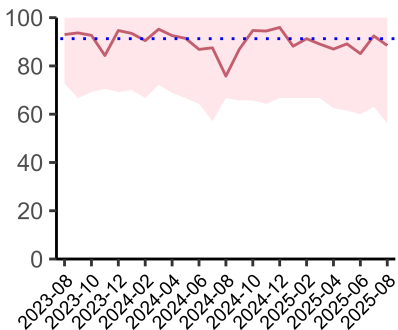
Infection - antibiotic administration within the correct clinical timeframe

National mean 31%
Number of patients included 30
Data completeness 44%



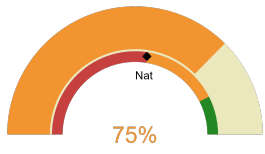
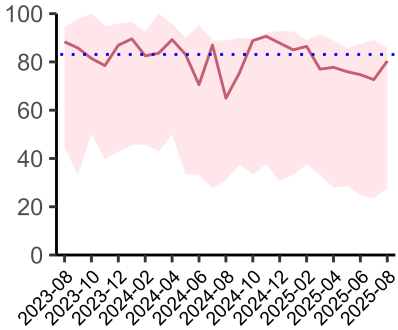
Timeliness - proportion of patients arriving in theatre according to correct clinical timeframe.

National mean 11%
Number of patients included 82
Data completeness 100%



Risk documented before surgery

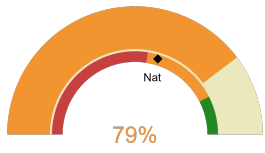
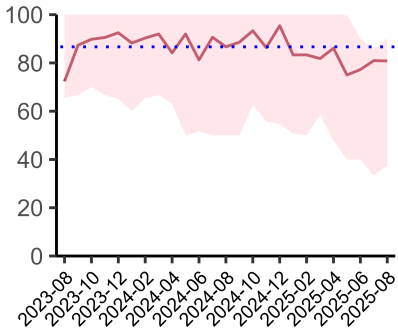
National mean 73%
Number of patients included 162
Data completeness 100%



Risk of death documented after surgery
01 June 2025 - 31 August 2025

Risk documented after surgery

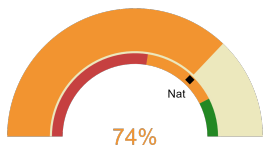
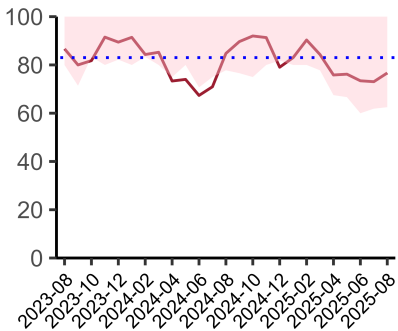
National mean 55%
Number of patients included 162
Data completeness 100%



Admitted to critical care following surgery when the risk of death ≥ 5% (Excludes patients who died in theatre or with a decision to palliate)
01 June 2025 - 31 August 2025

Admitted to Critical Care (risk of death ≥ 5%)

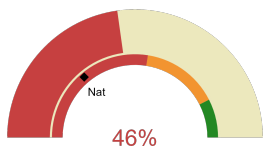
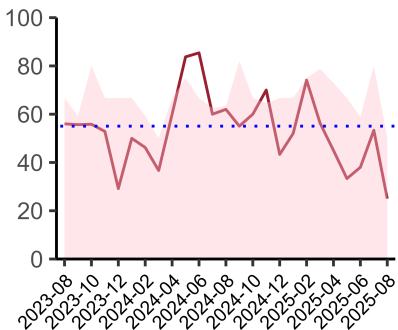
National mean 59%
Number of patients included 95
Data completeness 100%



Consultant surgeon and anaesthetist present in theatre when risk of death ≥ 5%
01 June 2025 - 31 August 2025

Consultant Anaesthetist & Consultant Surgeon in theatre (risk of death ≥ 5%)

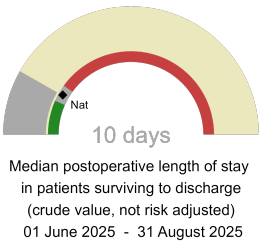
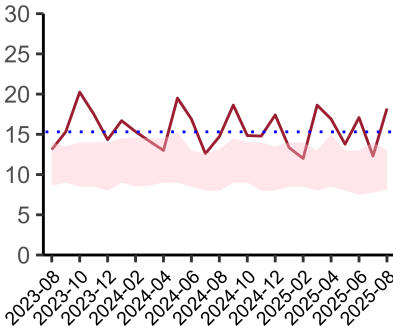
National mean 74%
Number of patients included 88
Data completeness 88%



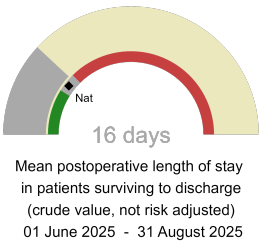
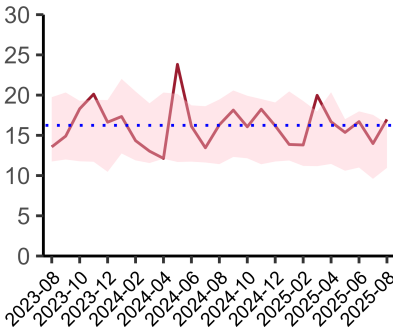
Perioperative assessment by a care of the older person specialist
01 June 2025 - 31 August 2025

Perioperative Assessment by a member of the geriatrician-led multidisciplinary team for patient aged 65 or over and frail (CFS ≥ 5) or 80+

National mean 28%
Number of patients included 41
Data completeness 93%

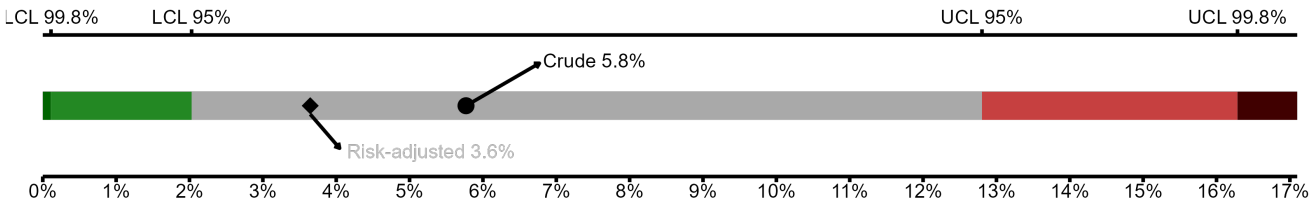


Median postoperative Length of Stay
National median 10 days
Number of patients included 98
Data completeness 100%



Mean postoperative Length of Stay
National mean 14 days
Number of patients included 98
Data completeness 100%

Risk-Adjusted Mortality



Number of patients included 104 | 30-day risk-adjusted mortality rate 3.6% | National 30-day mortality rate 7%

Integrated Care Board

NHS Lancashire And South Cumbria Integrated Care Board ICB comprises Blackpool Victoria Hospital, Royal Lancaster Infirmary, Furness General Hospital, Royal Preston Hospital, Royal Blackburn Hospital.