

Explanatory Notes

All cases admitted to hospital between 01 June 2025 and 31 August 2025 have been included. Only cases where the necessary data are available have been included in the denominator for each individual analysis.

The results for process measures for which fewer than 10 cases have available data will not be reported. Instead value will be marked as 'Insufficient data'.

For this report runcharts are compared to national quartiles.

For better insight to how these standards have been structured, please refer to the **NELA standards document**.

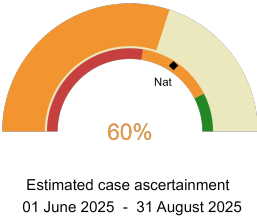


NHS Sussex Integrated Care Board

2025-26 Reporting Period 5: 01 June 2025 - 31 August 2025

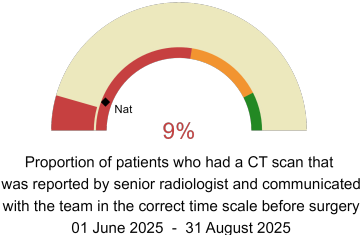
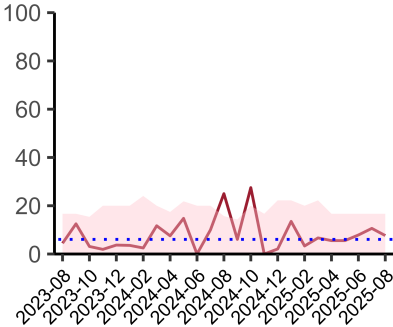
These plots represent patients having an emergency laparotomy during Year 2025-26 Reporting Period 5 of NELA data collection.

NELA process and outcome measures



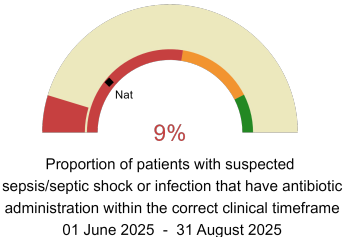
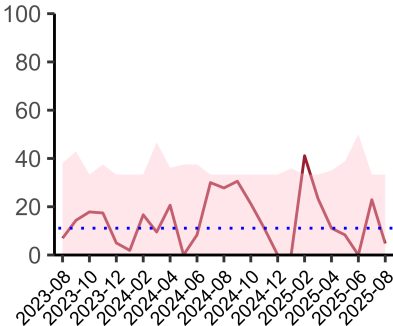
**Estimated Case Ascertainment
(Based on HES Data)**

Expected number of cases 203
Total cases entered 126
Cases locked 74
Cases unlocked 52



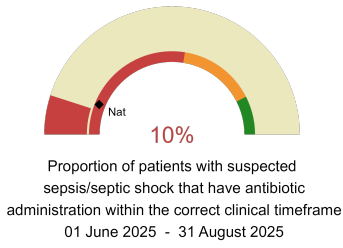
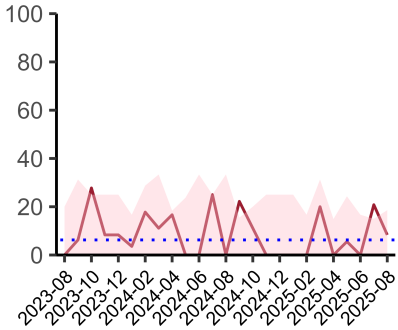
CT reported by a senior radiologist (ST3+) and communicated with the team in the correct time scale before surgery.

National mean 12%
Number of patients included 88
Data completeness 99%



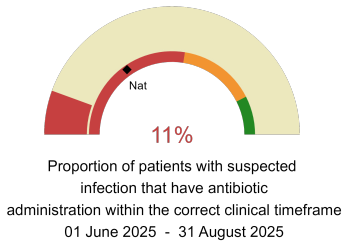
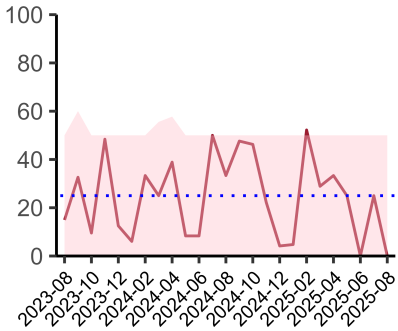
Combined Infection management standard - antibiotic administration within the correct clinical timeframe

National mean 22%
Number of patients included 44
Data completeness 70%



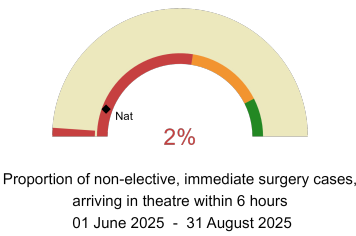
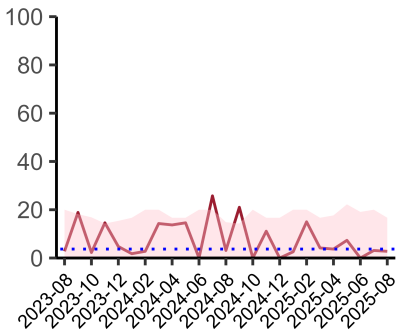
Sepsis/septic shock - antibiotic administration within the correct clinical timeframe

National mean 12%
Number of patients included 25
Data completeness 66%



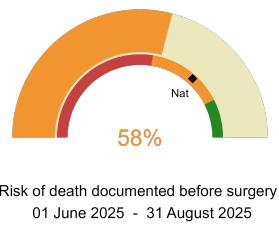
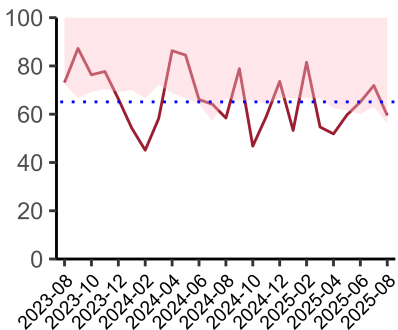
Infection - antibiotic administration within the correct clinical timeframe

National mean 31%
Number of patients included 19
Data completeness 25%



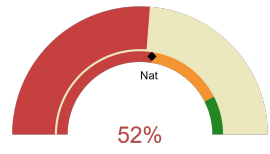
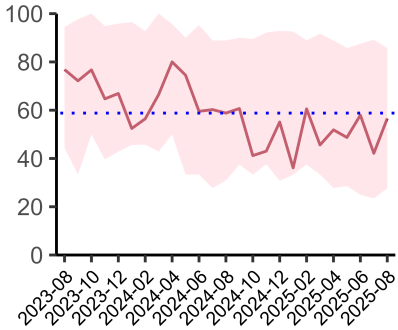
Timeliness - proportion of patients arriving in theatre according to correct clinical timeframe.

National mean 11%
Number of patients included 67
Data completeness 100%



Risk documented before surgery

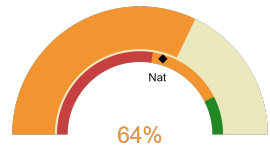
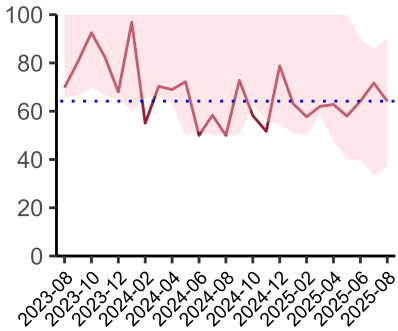
National mean 73%
Number of patients included 126
Data completeness 100%



Risk of death documented after surgery
01 June 2025 - 31 August 2025

Risk documented after surgery

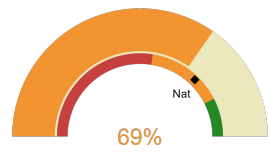
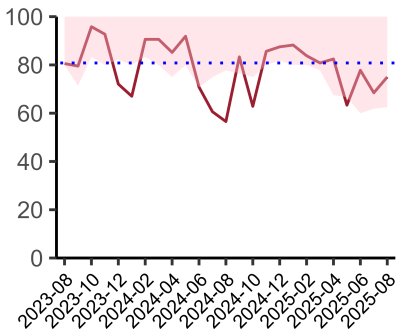
National mean 55%
Number of patients included 126
Data completeness 100%



Admitted to critical care following surgery when the risk of death ≥ 5% (Excludes patients who died in theatre or with a decision to palliate)
01 June 2025 - 31 August 2025

Admitted to Critical Care (risk of death ≥ 5%)

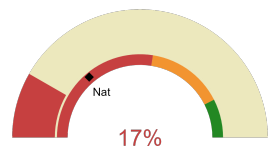
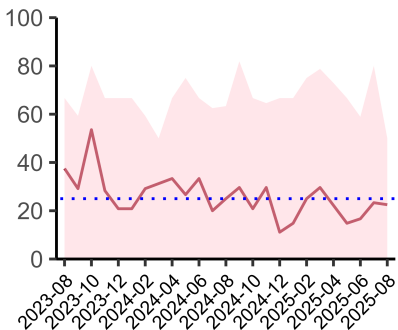
National mean 59%
Number of patients included 86
Data completeness 100%



Consultant surgeon and anaesthetist present in theatre when risk of death ≥ 5%
01 June 2025 - 31 August 2025

Consultant Anaesthetist & Consultant Surgeon in theatre (risk of death ≥ 5%)

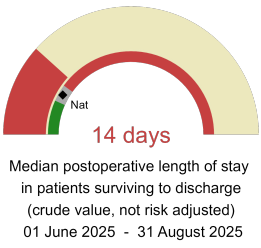
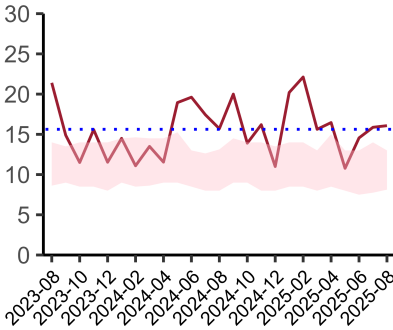
National mean 74%
Number of patients included 77
Data completeness 93%



Perioperative assessment by a care of the older person specialist
01 June 2025 - 31 August 2025

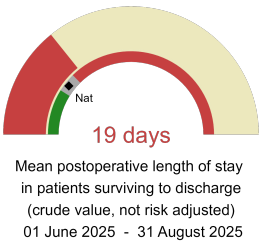
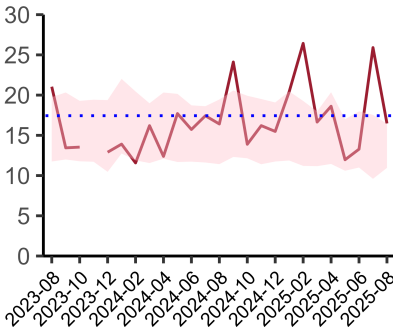
Perioperative Assessment by a member of the geriatrician-led multidisciplinary team for patient aged 65 or over and frail (CFS ≥ 5) or 80+

National mean 28%
Number of patients included 47
Data completeness 70%



Median postoperative Length of Stay

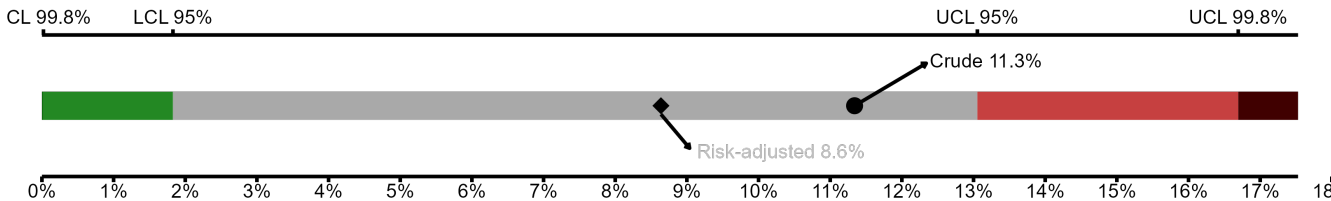
National median 10 days
Number of patients included 86
Data completeness 92%



Mean postoperative Length of Stay

National mean 14 days
Number of patients included 86
Data completeness 92%

Risk-Adjusted Mortality



Number of patients included 97 | 30-day risk-adjusted mortality rate 8.6% | National 30-day mortality rate 7%

Integrated Care Board

NHS Sussex Integrated Care Board ICB comprises Conquest Hospital, Worthing Hospital, St Richards Hospital, Royal Sussex County Hospital.