

## Explanatory Notes

All cases admitted to hospital between 01 April 2025 and 30 September 2025 have been included. Only cases where the necessary data are available have been included in the denominator for each individual analysis.

The results for process measures for which fewer than 10 cases have available data will not be reported. Instead value will be marked as 'Insufficient data'.

At ICB level, runcharts are compared to national quartiles.

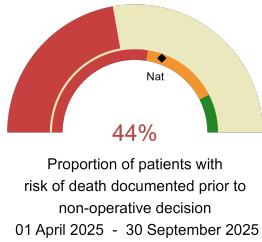
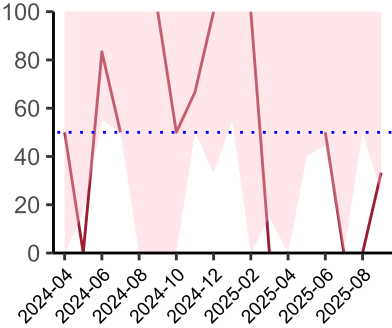


**NHS Sussex Integrated Care Board**

**2025-26 Reporting Period 6: 01 April 2025 - 30 September 2025**

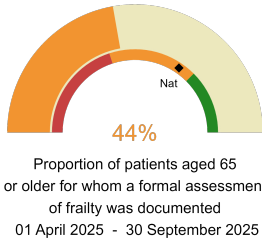
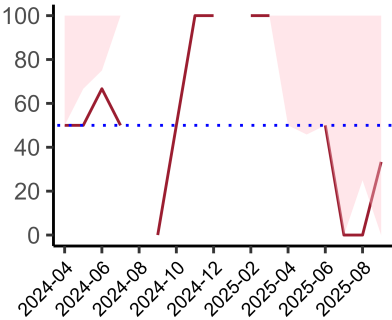
These plots represent patients who did NOT have an emergency laparotomy during Year 2025-26 Reporting Period 6 of NELA data collection. This version will be made publicly available via the NELA website. Feedback from participating hospitals is welcome.

**NELA process and outcome measures**



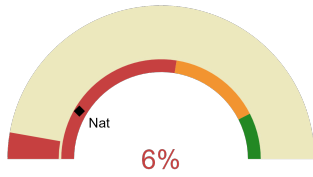
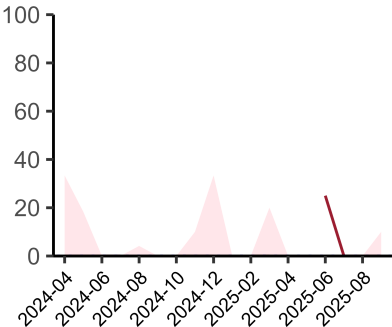
**Risk documented prior to non-operative decision.**

National mean 61%  
Number of patients included 21  
Data completeness 100%



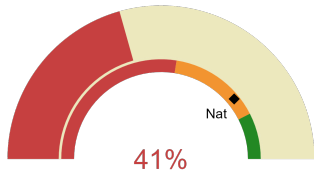
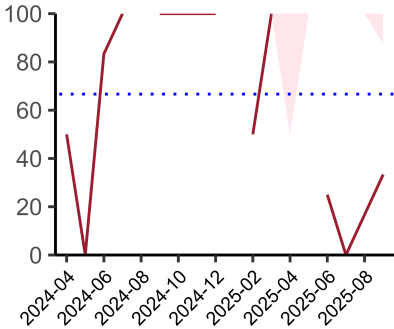
**Formal assessment of frailty documented.**

National mean 69%  
Number of patients included 21  
Data completeness 44%



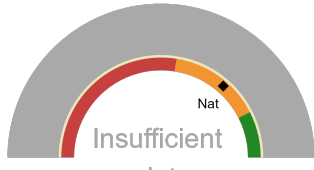
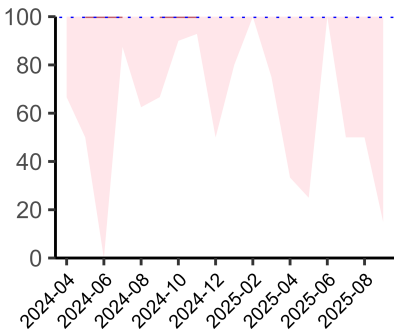
**CT reported by a senior radiologist (ST3+) and communicated with the team in the correct time scale.**

National mean 17%  
Number of patients included 21  
Data completeness 100%



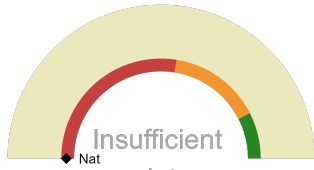
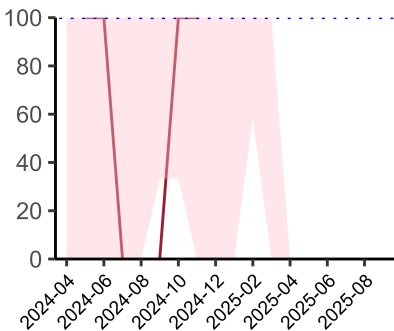
Proportion of patients in whom staff have proactively identified advance care plans to support the decision-making process.  
01 April 2025 - 30 September 2025

**Advance care plans to support the decision-making process.**  
National mean 78%  
Number of patients included 21  
Data completeness 44%



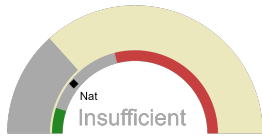
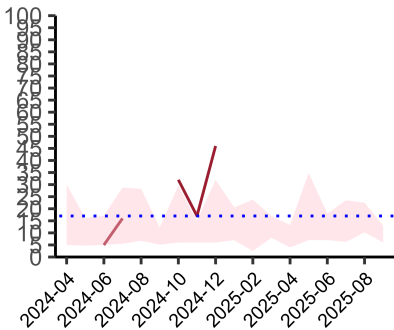
Proportion of patients who were recognised to be dying who have an individualised end-of-life care plan documented  
01 April 2025 - 30 September 2025

**Individualised end-of-life care plan documented for patients recognised to be dying.**  
National mean 73%  
Number of patients included 1  
Data completeness 7%



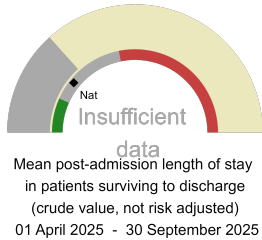
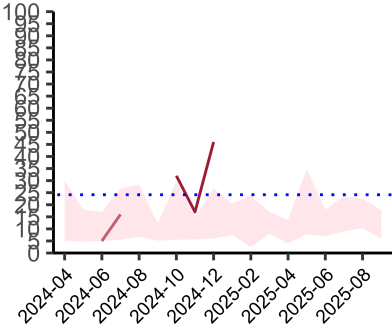
Proportion of patients who died in hospital, who received direct input by member of a palliative care team Numerator  
01 April 2025 - 30 September 2025

**Direct input by a member of a palliative care team for patients who have died in hospital.**  
National mean 0%  
Number of patients included 1  
Data completeness 7%

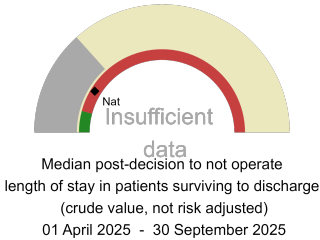
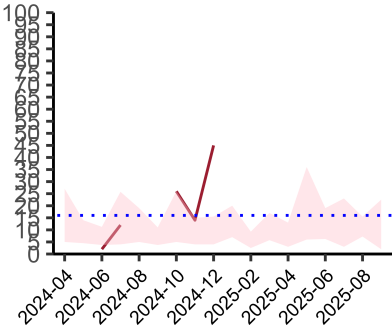


Median post-admission length of stay in patients surviving to discharge (crude value, not risk adjusted)  
01 April 2025 - 30 September 2025

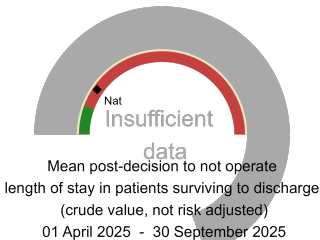
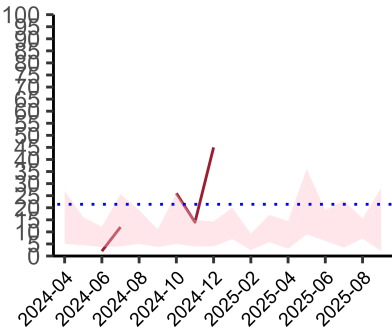
**Median post-admission length of stay**  
National median 13 days  
Number of patients included 1  
Data completeness 100%



**Mean post-admission length of stay**  
National mean 13 days  
Number of patients included 1  
Data completeness 100%



**Median post-decision to not operate length of stay**  
National median 10 days  
Number of patients included 1  
Data completeness 100%



**Mean post-decision to not operate length of stay**  
National mean 12 days  
Number of patients included 1  
Data completeness 100%

**Integrated Care Board**

NHS Sussex Integrated Care Board ICB comprises Conquest Hospital, Royal Sussex County Hospital, St Richards Hospital, Worthing Hospital.