

Explanatory Notes

All cases admitted to hospital between 01 September 2025 and 30 November 2025 have been included. Only cases where the necessary data are available have been included in the denominator for each individual analysis.

The results for process measures for which fewer than 10 cases have available data will not be reported. Instead value will be marked as 'Insufficient data'.

For this report runcharts are compared to national quartiles.

For better insight to how these standards have been structured, please refer to the **NELA standards document**.

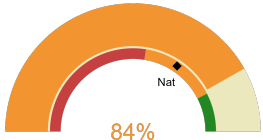


NHS Sussex Integrated Care Board

2025-26 Reporting Period 8: 01 September 2025 - 30 November 2025

These plots represent patients having an emergency laparotomy during Year 2025-26 Reporting Period 8 of NELA data collection.

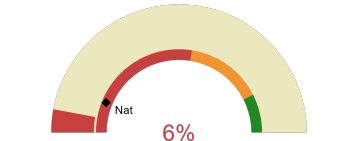
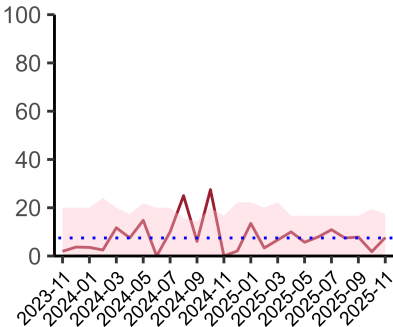
NELA process and outcome measures



Estimated case ascertainment
01 September 2025 - 30 November 2025

Estimated Case Ascertainment (Based on HES Data)

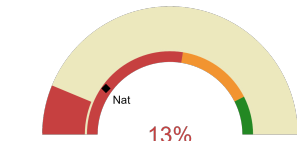
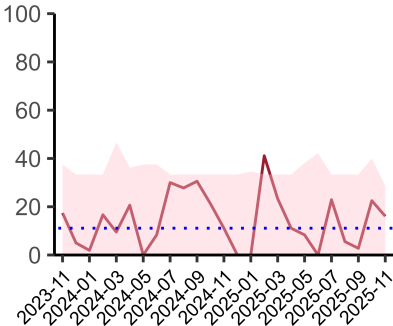
Expected number of cases 203
Total cases entered 173
Cases locked 127
Cases unlocked 46



Proportion of patients who had a CT scan that was reported by senior radiologist and communicated with the team in the correct time scale before surgery
01 September 2025 - 30 November 2025

CT reported by a senior radiologist (ST3+) and communicated with the team in the correct time scale before surgery.

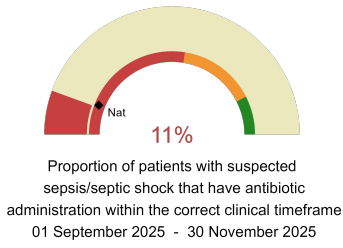
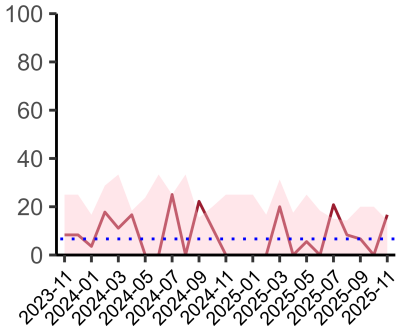
National mean 12%
Number of patients included 134
Data completeness 100%



Proportion of patients with suspected sepsis/septic shock or infection that have antibiotic administration within the correct clinical timeframe
01 September 2025 - 30 November 2025

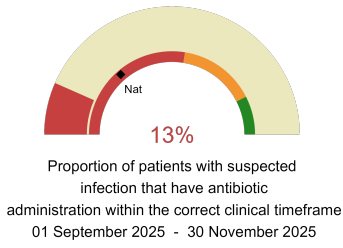
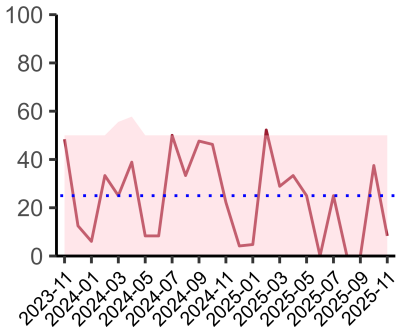
Combined Infection management standard - antibiotic administration within the correct clinical timeframe

National mean 20%
Number of patients included 54
Data completeness 93%



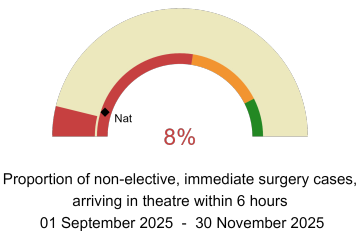
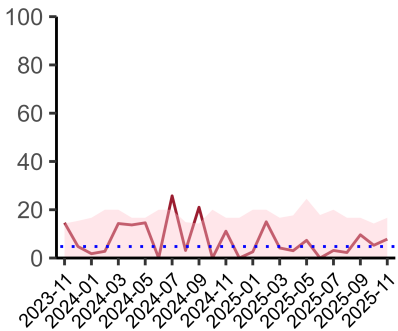
Sepsis/septic shock - antibiotic administration within the correct clinical timeframe

National mean 12%
Number of patients included 25
Data completeness 89%



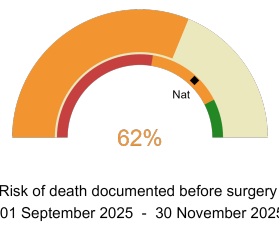
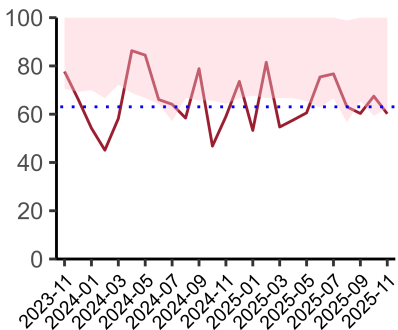
Infection - antibiotic administration within the correct clinical timeframe

National mean 27%
Number of patients included 29
Data completeness 47%



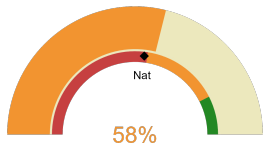
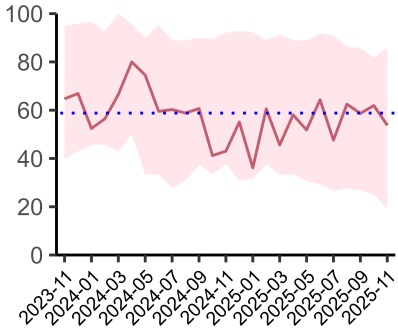
Timeliness - proportion of patients arriving in theatre according to correct clinical timeframe.

National mean 10%
Number of patients included 105
Data completeness 100%



Risk documented before surgery

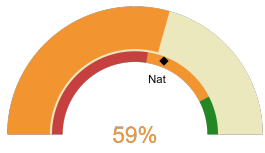
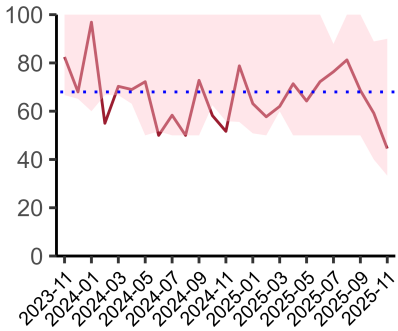
National mean 74%
Number of patients included 173
Data completeness 100%



Risk of death documented after surgery
01 September 2025 - 30 November 2025

Risk documented after surgery

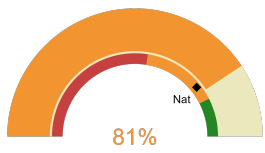
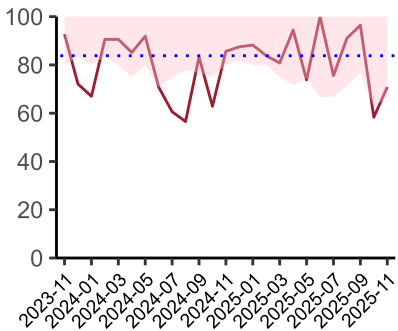
National mean 54%
Number of patients included 173
Data completeness 100%



Admitted to critical care following surgery when the risk of death \geq 5% (Excludes patients who died in theatre or with a decision to palliate)
01 September 2025 - 30 November 2025

Admitted to Critical Care (risk of death \geq 5%)

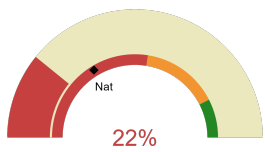
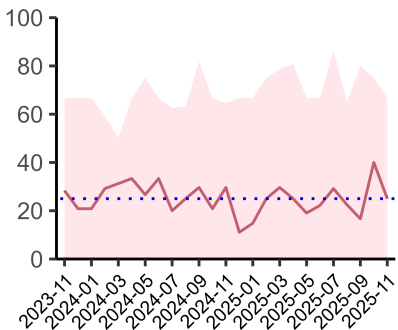
National mean 62%
Number of patients included 96
Data completeness 100%



Consultant surgeon and anaesthetist present in theatre when risk of death \geq 5%
01 September 2025 - 30 November 2025

Consultant Anaesthetist & Consultant Surgeon in theatre (risk of death \geq 5%)

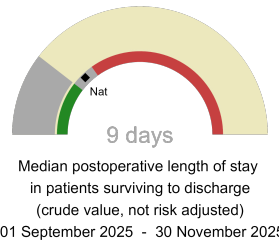
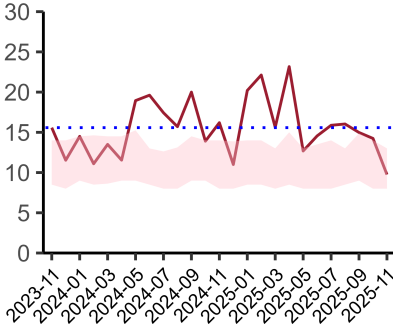
National mean 79%
Number of patients included 77
Data completeness 81%



Perioperative assessment by a care of the older person specialist
01 September 2025 - 30 November 2025

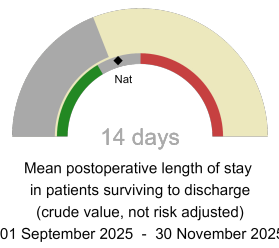
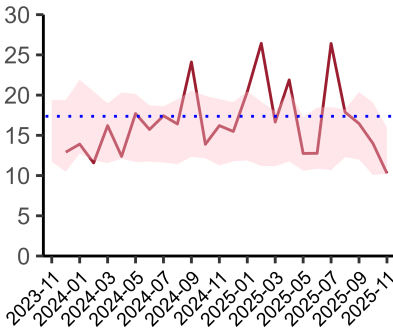
Perioperative Assessment by a member of the geriatrician-led multidisciplinary team for patient aged 65 or over and frail (CFS \geq 5) or 80+

National mean 33%
Number of patients included 45
Data completeness 94%



Median postoperative Length of Stay

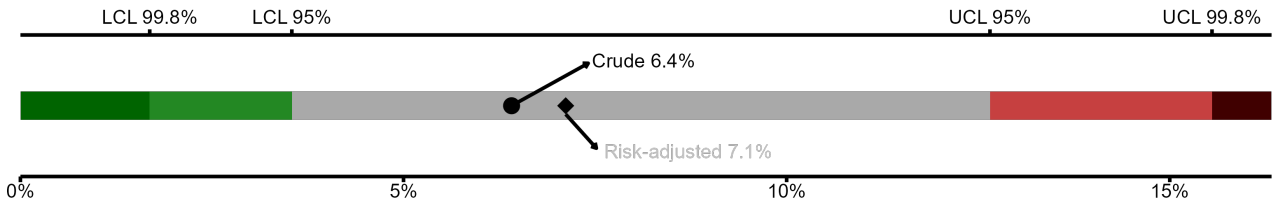
National median 11 days
Number of patients included 144
Data completeness 94%



Mean postoperative Length of Stay

National mean 15 days
Number of patients included 144
Data completeness 94%

Risk-Adjusted Mortality



Number of patients included 156 | 30-day risk-adjusted mortality rate 7.1% | National 30-day mortality rate 7.8%

Integrated Care Board

NHS Sussex Integrated Care Board ICB comprises Conquest Hospital, Worthing Hospital, St Richards Hospital, Royal Sussex County Hospital.