

Explanatory Notes

All cases admitted to hospital between 01 May 2025 and 31 July 2025 have been included. Only cases where the necessary data are available have been included in the denominator for each individual analysis.

The results for process measures for which fewer than 10 cases have available data will not be reported. Instead value will be marked as 'Insufficient data'.

For this report runcharts are compared to national quartiles.

For better insight to how these standards have been structured, please refer to the **NELA standards document**.

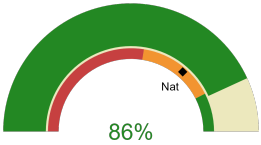


NHS South West London Integrated Care Board

2025-26 Reporting Period 4: 01 May 2025 - 31 July 2025

These plots represent patients having an emergency laparotomy during Year 2025-26 Reporting Period 4 of NELA data collection.

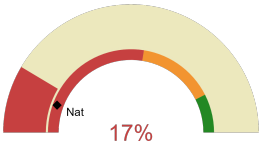
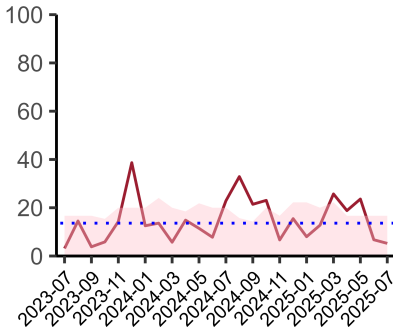
NELA process and outcome measures



Estimated case ascertainment
01 May 2025 - 31 July 2025

**Estimated Case Ascertainment
(Based on HES Data)**

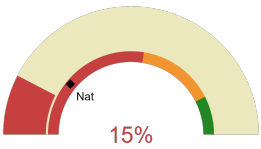
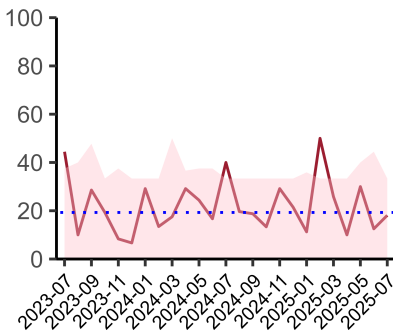
Expected number of cases 148
Total cases entered 134
Cases locked 71
Cases unlocked 63



Proportion of patients who had a CT scan that was reported by senior radiologist and communicated with the team in the correct time scale before surgery
01 May 2025 - 31 July 2025

CT reported by a senior radiologist (ST3+) and communicated with the team in the correct time scale before surgery.

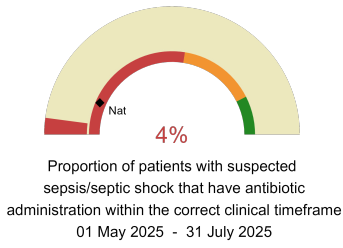
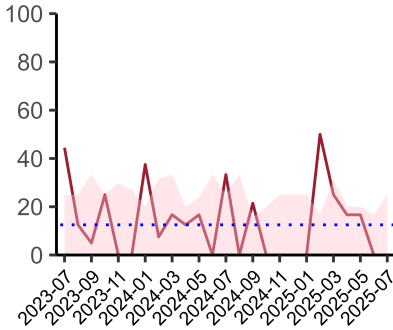
National mean 11%
Number of patients included 80
Data completeness 98%



Proportion of patients with suspected sepsis/septic shock or infection that have antibiotic administration within the correct clinical timeframe
01 May 2025 - 31 July 2025

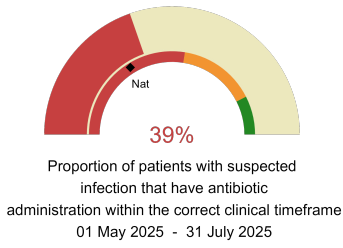
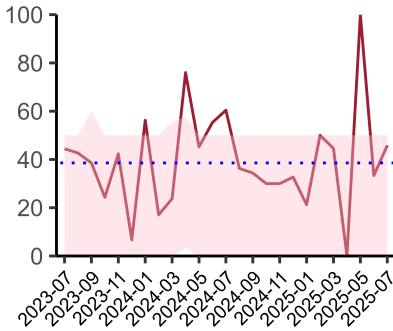
Combined Infection management standard - antibiotic administration within the correct clinical timeframe

National mean 22%
Number of patients included 28
Data completeness 75%



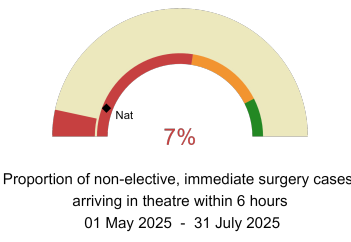
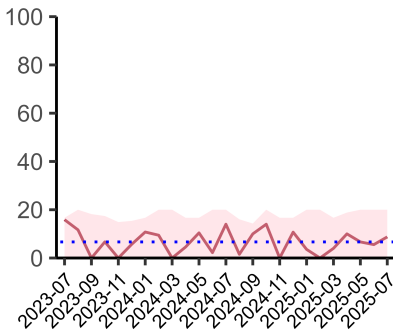
Sepsis/septic shock - antibiotic administration within the correct clinical timeframe

National mean 13%
Number of patients included 15
Data completeness 70%



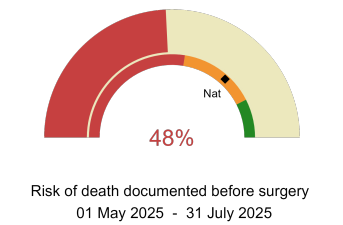
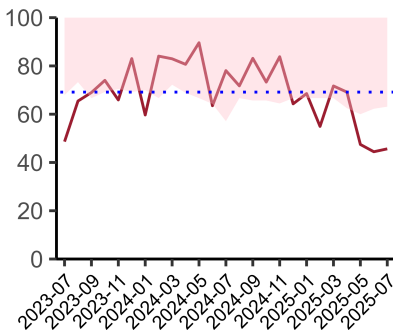
Infection - antibiotic administration within the correct clinical timeframe

National mean 32%
Number of patients included 14
Data completeness 34%



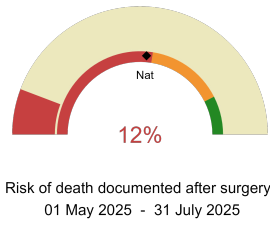
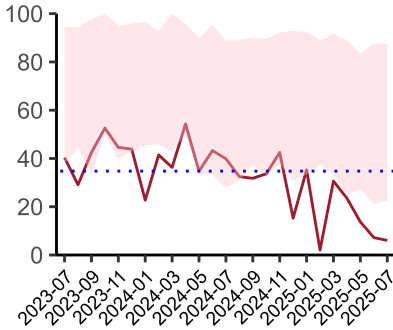
Timeliness - proportion of patients arriving in theatre according to correct clinical timeframe.

National mean 12%
Number of patients included 56
Data completeness 100%

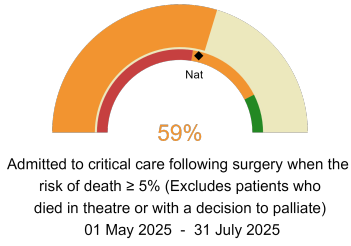
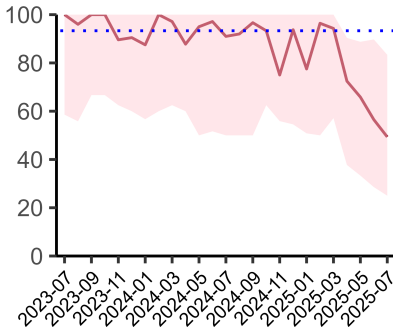


Risk documented before surgery

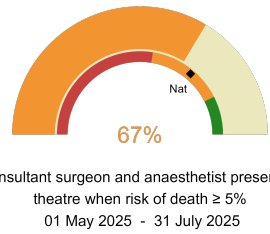
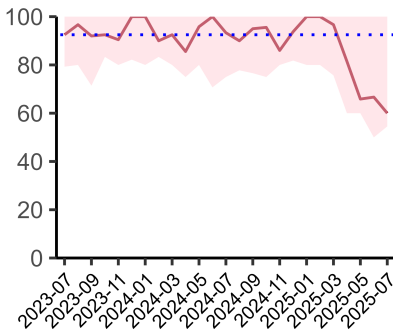
National mean 74%
Number of patients included 134
Data completeness 100%



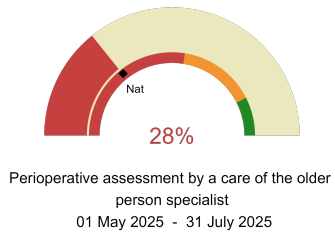
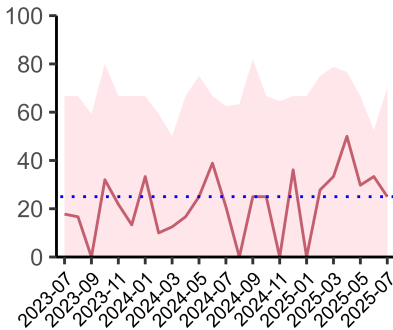
Risk documented after surgery
National mean 53%
Number of patients included 134
Data completeness 100%



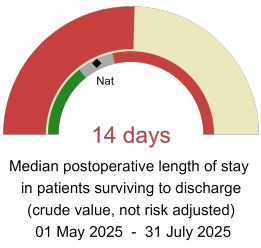
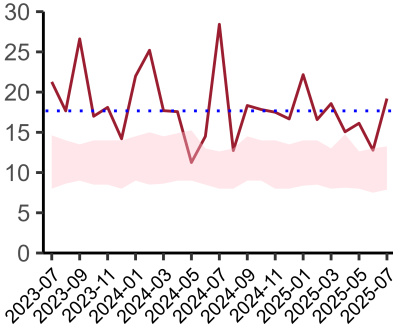
Admitted to Critical Care (risk of death ≥ 5%)
National mean 58%
Number of patients included 76
Data completeness 100%



Consultant Anaesthetist & Consultant Surgeon in theatre (risk of death ≥ 5%)
National mean 72%
Number of patients included 76
Data completeness 77%

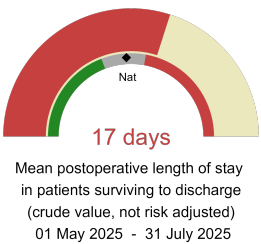
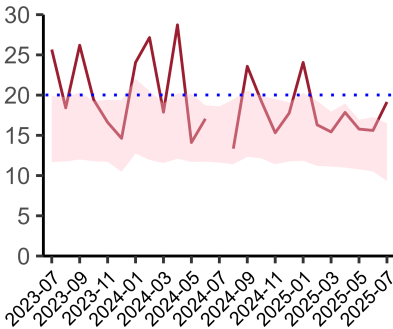


Perioperative Assessment by a member of the geriatrician-led multidisciplinary team for patient aged 65 or over and frail (CFS ≥ 5) or 80+
National mean 29%
Number of patients included 37
Data completeness 68%



Median postoperative Length of Stay

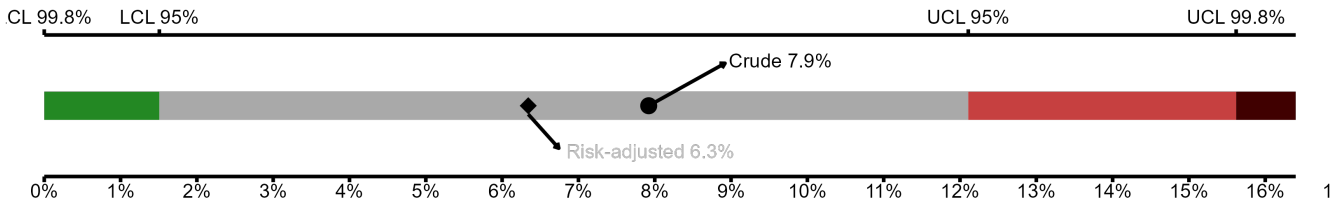
National median 10 days
Number of patients included 93
Data completeness 100%



Mean postoperative Length of Stay

National mean 14 days
Number of patients included 93
Data completeness 100%

Risk-Adjusted Mortality



Number of patients included 101 | 30-day risk-adjusted mortality rate 6.3% | National 30-day mortality rate 6.4%

Integrated Care Board

NHS South West London Integrated Care Board ICB comprises St Helier Hospital, St George's Hospital, Royal Marsden Hospital, Croydon University Hospital, Kingston Hospital.