

**Explanatory Notes**

All cases admitted to hospital between 01 November 2025 and 31 January 2026 have been included. Only cases where the necessary data are available have been included in the denominator for each individual analysis.

The results for process measures for which fewer than 10 cases have available data will not be reported. Instead value will be marked as 'Insufficient data'.

For this report runcharts are compared to national quartiles.

For better insight to how these standards have been structured, please refer to the **NELA standards document**.

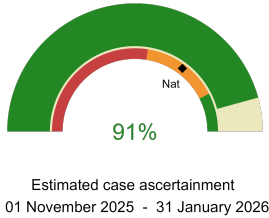


**NHS Frimley Integrated Care Board**

**2025-26 Reporting Period 10: 01 November 2025 - 31 January 2026**

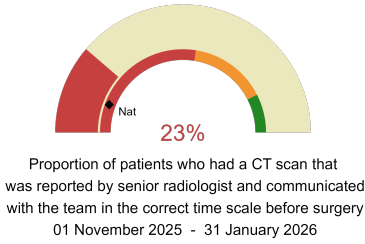
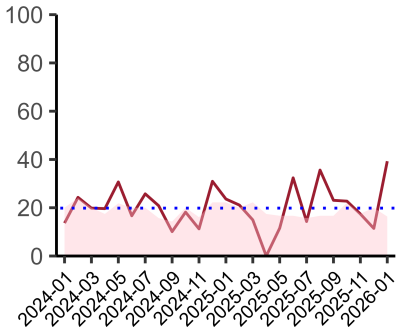
These plots represent patients having an emergency laparotomy during Year 2025-26 Reporting Period 10 of NELA data collection.

**NELA process and outcome measures**



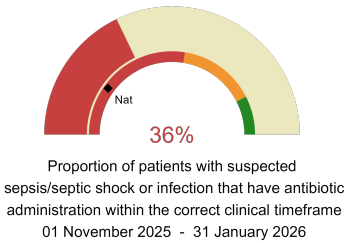
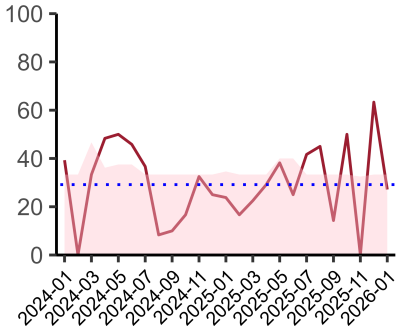
**Estimated Case Ascertainment  
(Based on HES Data)**

Expected number of cases 86  
Total cases entered 87  
Cases locked 87  
Cases unlocked 0



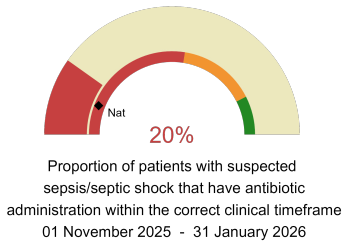
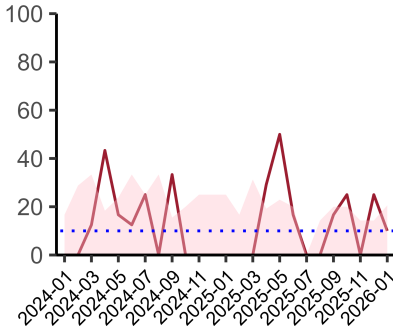
**CT reported by a senior radiologist (ST3+) and communicated with the team in the correct time scale before surgery.**

National mean 11%  
Number of patients included 65  
Data completeness 100%



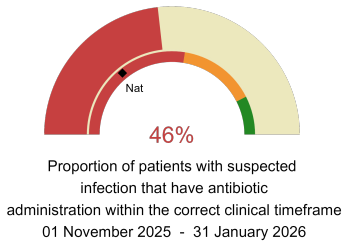
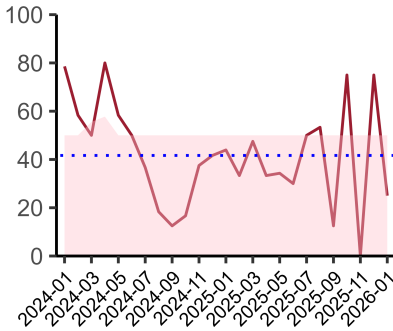
**Combined Infection management standard - antibiotic administration within the correct clinical timeframe**

National mean 20%  
Number of patients included 28  
Data completeness 100%



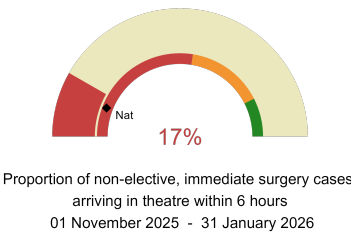
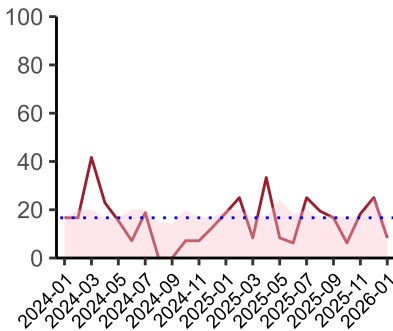
**Sepsis/septic shock - antibiotic administration within the correct clinical timeframe**

National mean 12%  
Number of patients included 11  
Data completeness 100%



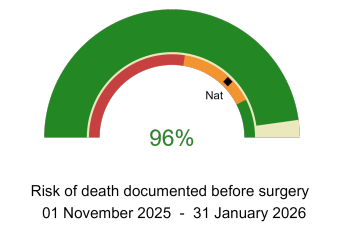
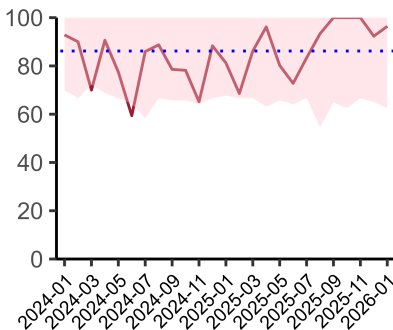
**Infection - antibiotic administration within the correct clinical timeframe**

National mean 28%  
Number of patients included 17  
Data completeness 61%



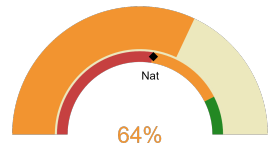
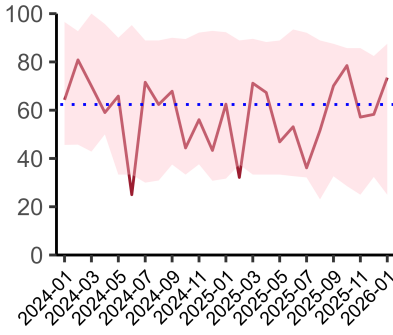
**Timeliness - proportion of patients arriving in theatre according to correct clinical timeframe.**

National mean 12%  
Number of patients included 44  
Data completeness 100%



**Risk documented before surgery**

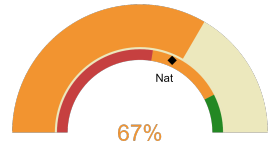
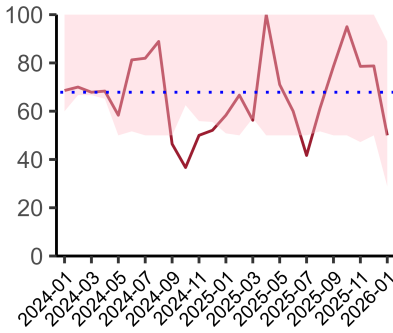
National mean 75%  
Number of patients included 87  
Data completeness 100%



Risk of death documented after surgery  
01 November 2025 - 31 January 2026

**Risk documented after surgery**

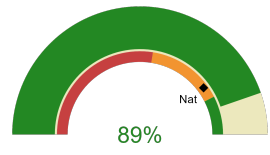
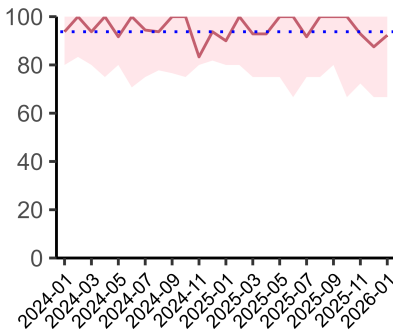
National mean 55%  
Number of patients included 87  
Data completeness 100%



Admitted to critical care following surgery when the risk of death ≥ 5% (Excludes patients who died in theatre or with a decision to palliate)  
01 November 2025 - 31 January 2026

**Admitted to Critical Care (risk of death ≥ 5%)**

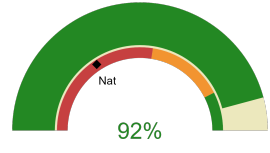
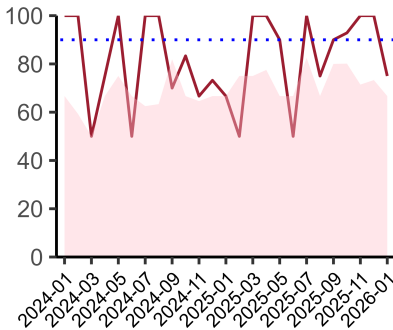
National mean 63%  
Number of patients included 45  
Data completeness 100%



Consultant surgeon and anaesthetist present in theatre when risk of death ≥ 5%  
01 November 2025 - 31 January 2026

**Consultant Anaesthetist & Consultant Surgeon in theatre (risk of death ≥ 5%)**

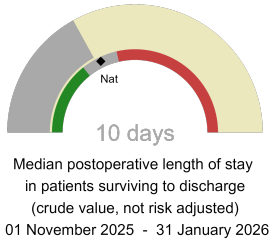
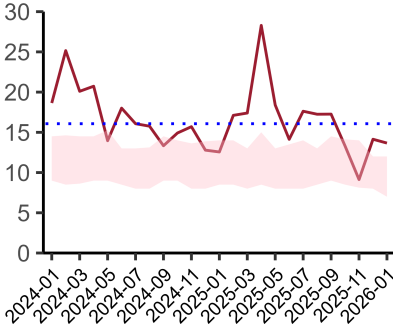
National mean 80%  
Number of patients included 49  
Data completeness 90%



Perioperative assessment by a care of the older person specialist  
01 November 2025 - 31 January 2026

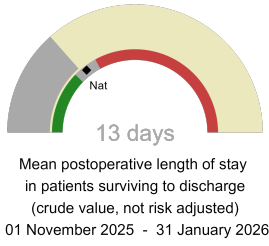
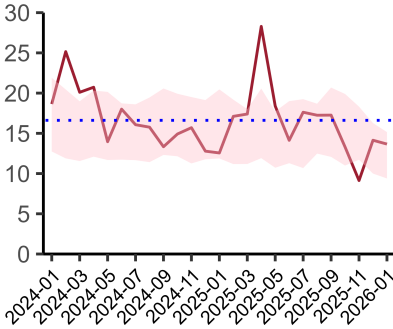
**Perioperative Assessment by a member of the geriatrician-led multidisciplinary team for patient aged 65 or over and frail (CFS ≥ 5) or 80+**

National mean 31%  
Number of patients included 17  
Data completeness 100%



**Median postoperative Length of Stay**

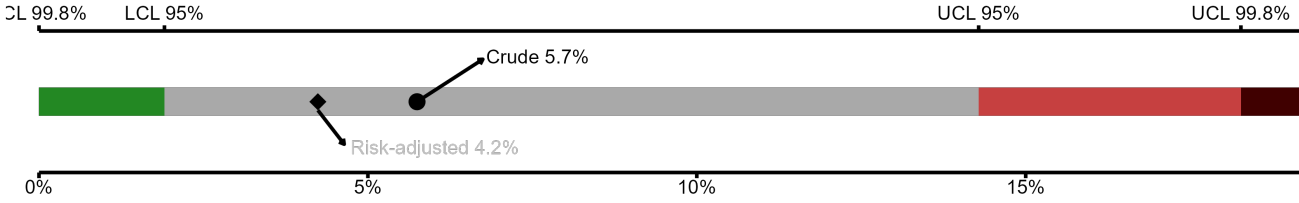
National median 10 days  
Number of patients included 81  
Data completeness 100%



**Mean postoperative Length of Stay**

National mean 14 days  
Number of patients included 81  
Data completeness 100%

**Risk-Adjusted Mortality**



Number of patients included 87 | 30-day risk-adjusted mortality rate 4.2% | National 30-day mortality rate 7.6%

**Integrated Care Board**

NHS Frimley Integrated Care Board ICB comprises Wexham Park Hospital, Frimley Park Hospital.