

Explanatory Notes

All cases admitted to hospital between 01 May 2025 and 31 July 2025 have been included. Only cases where the necessary data are available have been included in the denominator for each individual analysis.

The results for process measures for which fewer than 10 cases have available data will not be reported. Instead value will be marked as 'Insufficient data'.

For this report runcharts are compared to national quartiles.

For better insight to how these standards have been structured, please refer to the **NELA standards document**.

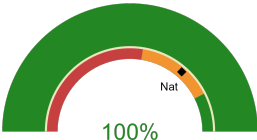


NHS Frimley Integrated Care Board

2025-26 Reporting Period 4: 01 May 2025 - 31 July 2025

These plots represent patients having an emergency laparotomy during Year 2025-26 Reporting Period 4 of NELA data collection.

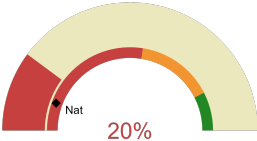
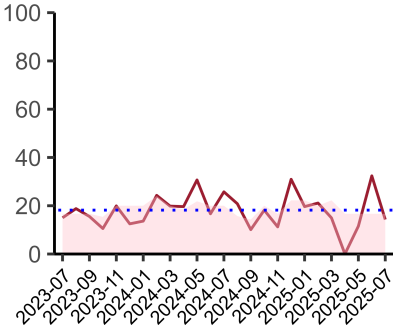
NELA process and outcome measures



Estimated case ascertainment
01 May 2025 - 31 July 2025

**Estimated Case Ascertainment
(Based on HES Data)**

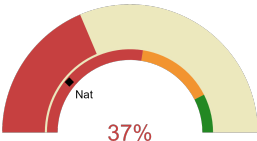
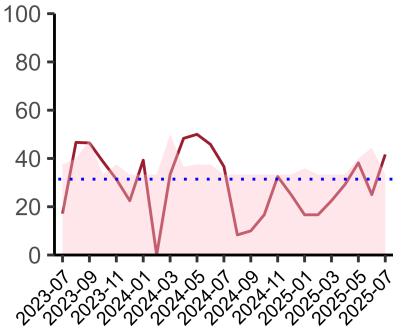
Expected number of cases 24
Total cases entered 77
Cases locked 77
Cases unlocked 0



Proportion of patients who had a CT scan that was reported by senior radiologist and communicated with the team in the correct time scale before surgery
01 May 2025 - 31 July 2025

CT reported by a senior radiologist (ST3+) and communicated with the team in the correct time scale before surgery.

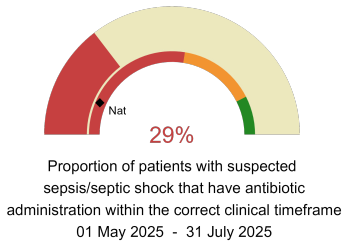
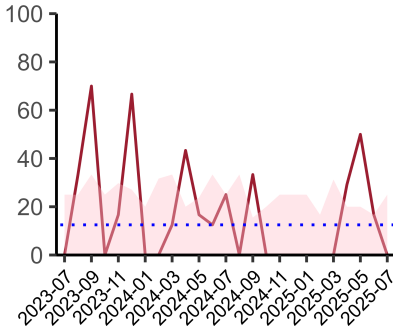
National mean 11%
Number of patients included 53
Data completeness 100%



Proportion of patients with suspected sepsis/septic shock or infection that have antibiotic administration within the correct clinical timeframe
01 May 2025 - 31 July 2025

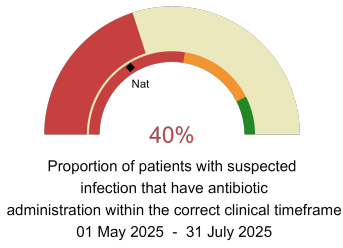
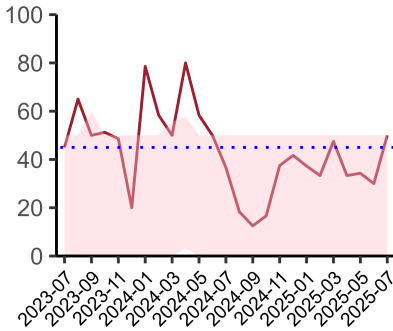
Combined Infection management standard - antibiotic administration within the correct clinical timeframe

National mean 22%
Number of patients included 33
Data completeness 100%



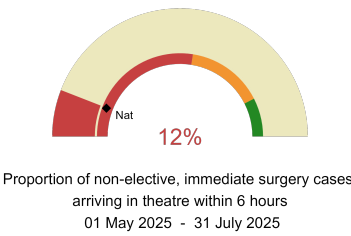
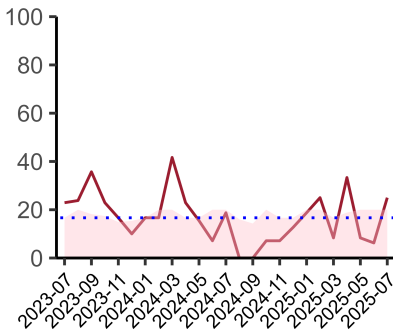
Sepsis/septic shock - antibiotic administration within the correct clinical timeframe

National mean 13%
Number of patients included 11
Data completeness 100%



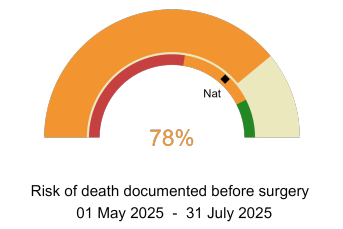
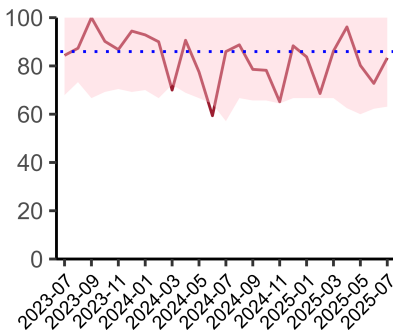
Infection - antibiotic administration within the correct clinical timeframe

National mean 32%
Number of patients included 22
Data completeness 68%



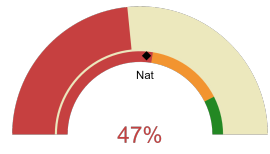
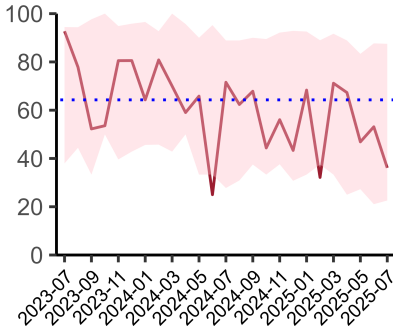
Timeliness - proportion of patients arriving in theatre according to correct clinical timeframe.

National mean 12%
Number of patients included 34
Data completeness 100%



Risk documented before surgery

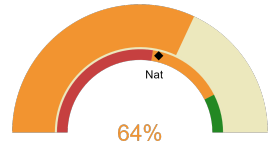
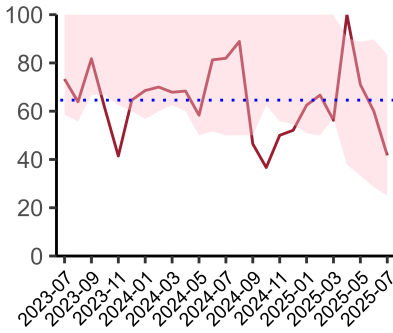
National mean 74%
Number of patients included 77
Data completeness 100%



Risk of death documented after surgery
01 May 2025 - 31 July 2025

Risk documented after surgery

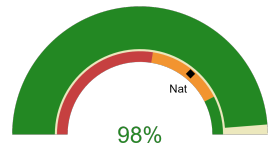
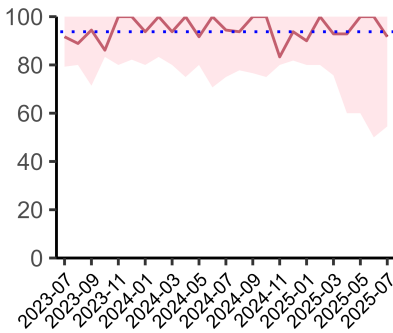
National mean 53%
Number of patients included 77
Data completeness 100%



Admitted to critical care following surgery when the risk of death ≥ 5% (Excludes patients who died in theatre or with a decision to palliate)
01 May 2025 - 31 July 2025

Admitted to Critical Care (risk of death ≥ 5%)

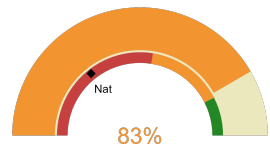
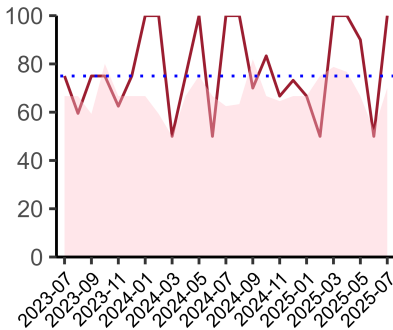
National mean 58%
Number of patients included 38
Data completeness 100%



Consultant surgeon and anaesthetist present in theatre when risk of death ≥ 5%
01 May 2025 - 31 July 2025

Consultant Anaesthetist & Consultant Surgeon in theatre (risk of death ≥ 5%)

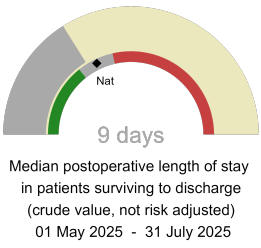
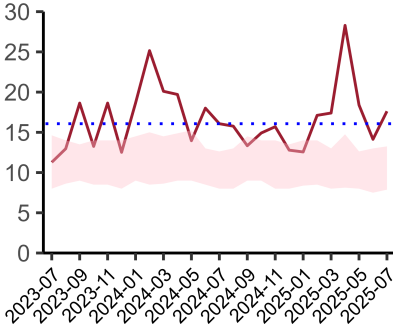
National mean 72%
Number of patients included 34
Data completeness 77%



Perioperative assessment by a care of the older person specialist
01 May 2025 - 31 July 2025

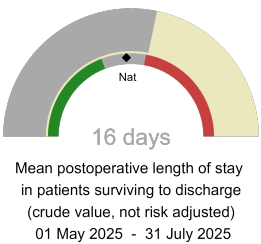
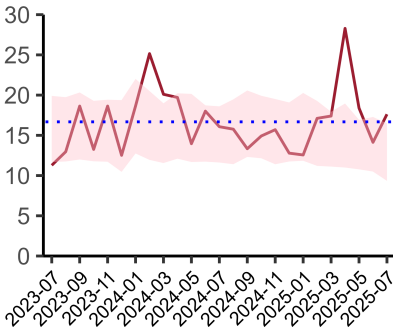
Perioperative Assessment by a member of the geriatrician-led multidisciplinary team for patient aged 65 or over and frail (CFS ≥ 5) or 80+

National mean 29%
Number of patients included 18
Data completeness 100%



Median postoperative Length of Stay

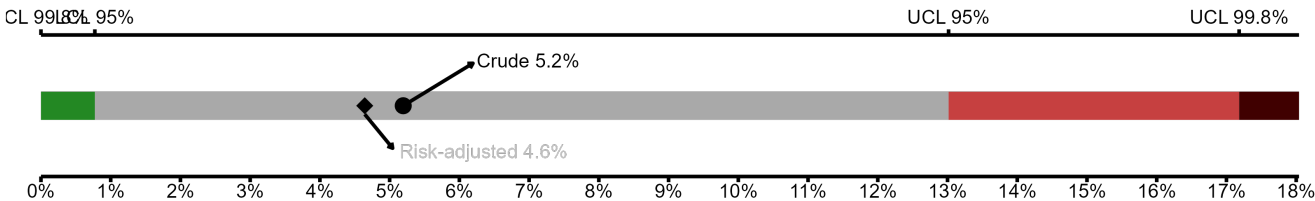
National median 10 days
Number of patients included 72
Data completeness 100%



Mean postoperative Length of Stay

National mean 14 days
Number of patients included 72
Data completeness 100%

Risk-Adjusted Mortality



Number of patients included 77 | 30-day risk-adjusted mortality rate 4.6% | National 30-day mortality rate 6.4%

Integrated Care Board

NHS Frimley Integrated Care Board ICB comprises Wexham Park Hospital, Frimley Park Hospital.