

**Explanatory Notes**

All cases admitted to hospital between 01 August 2025 and 31 October 2025 have been included. Only cases where the necessary data are available have been included in the denominator for each individual analysis.

The results for process measures for which fewer than 10 cases have available data will not be reported. Instead value will be marked as 'Insufficient data'.

For this report runcharts are compared to national quartiles.

For better insight to how these standards have been structured, please refer to the **NELA standards document**.

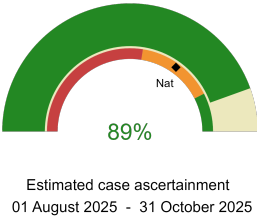


**NHS Frimley Integrated Care Board**

**2025-26 Reporting Period 7: 01 August 2025 - 31 October 2025**

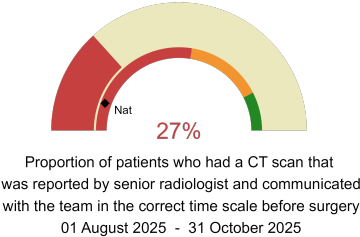
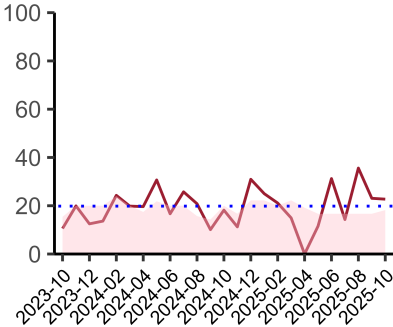
These plots represent patients having an emergency laparotomy during Year 2025-26 Reporting Period 7 of NELA data collection.

**NELA process and outcome measures**



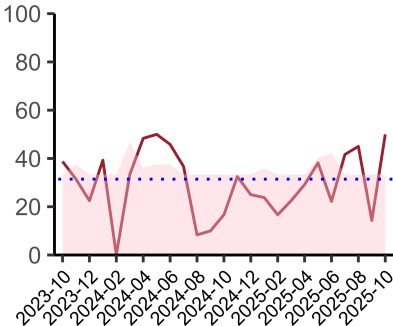
**Estimated Case Ascertainment  
(Based on HES Data)**

Expected number of cases 86  
Total cases entered 79  
Cases locked 66  
Cases unlocked 13



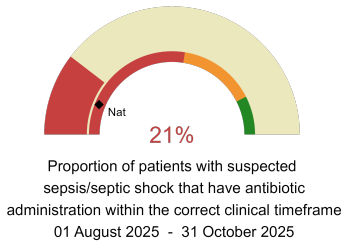
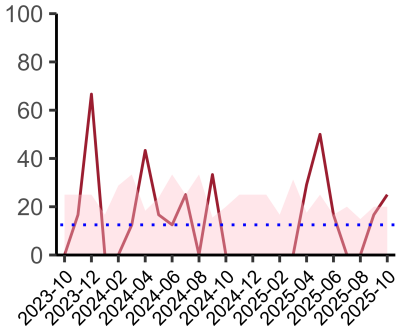
**CT reported by a senior radiologist (ST3+) and communicated with the team in the correct time scale before surgery.**

National mean 11%  
Number of patients included 57  
Data completeness 100%



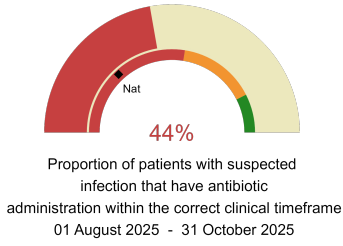
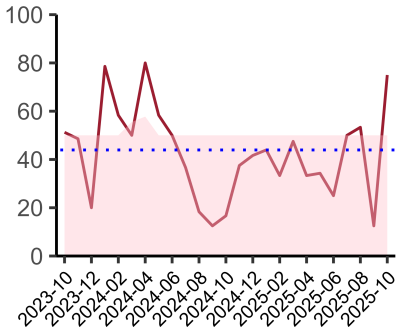
**Combined Infection management standard - antibiotic administration within the correct clinical timeframe**

National mean 20%  
Number of patients included 28  
Data completeness 100%



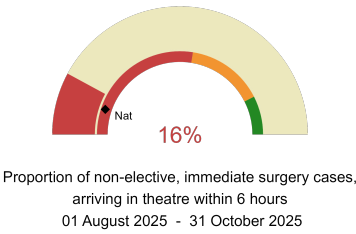
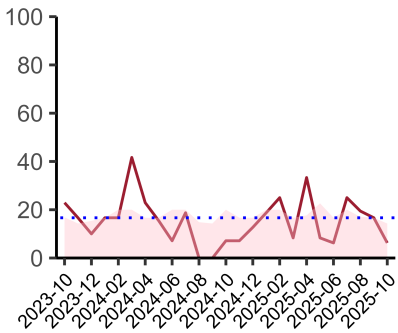
**Sepsis/septic shock - antibiotic administration within the correct clinical timeframe**

National mean 12%  
Number of patients included 10  
Data completeness 100%



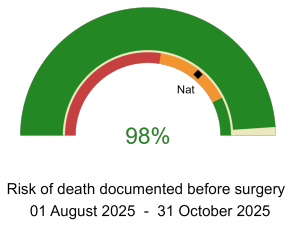
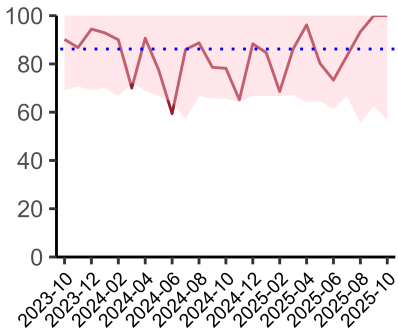
**Infection - antibiotic administration within the correct clinical timeframe**

National mean 26%  
Number of patients included 18  
Data completeness 65%



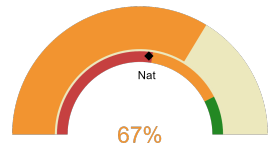
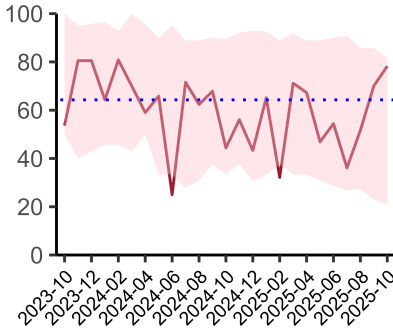
**Timeliness - proportion of patients arriving in theatre according to correct clinical timeframe.**

National mean 10%  
Number of patients included 41  
Data completeness 100%



**Risk documented before surgery**

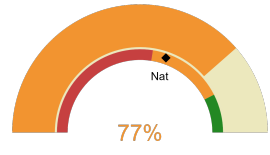
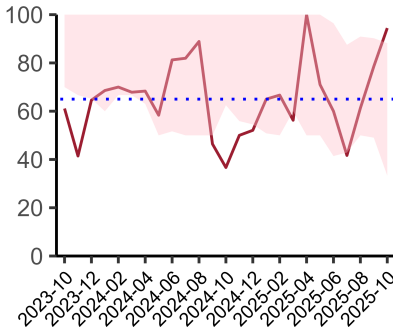
National mean 72%  
Number of patients included 79  
Data completeness 100%



Risk of death documented after surgery  
01 August 2025 - 31 October 2025

**Risk documented after surgery**

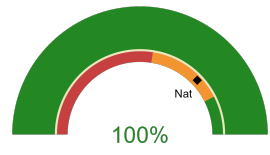
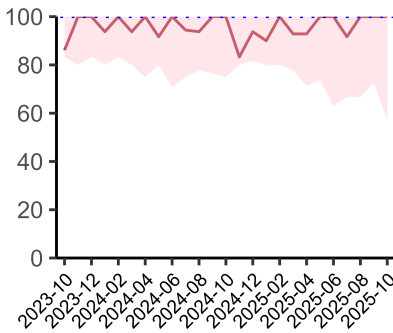
National mean 54%  
Number of patients included 79  
Data completeness 100%



Admitted to critical care following surgery when the risk of death ≥ 5% (Excludes patients who died in theatre or with a decision to palliate)  
01 August 2025 - 31 October 2025

**Admitted to Critical Care (risk of death ≥ 5%)**

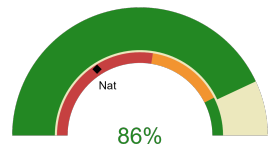
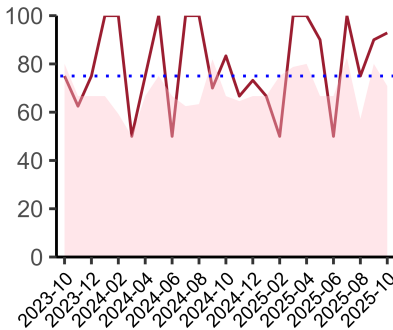
National mean 61%  
Number of patients included 36  
Data completeness 100%



Consultant surgeon and anaesthetist present in theatre when risk of death ≥ 5%  
01 August 2025 - 31 October 2025

**Consultant Anaesthetist & Consultant Surgeon in theatre (risk of death ≥ 5%)**

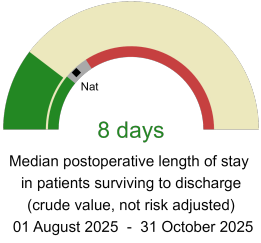
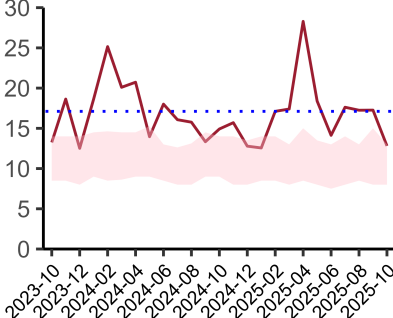
National mean 76%  
Number of patients included 34  
Data completeness 83%



Perioperative assessment by a care of the older person specialist  
01 August 2025 - 31 October 2025

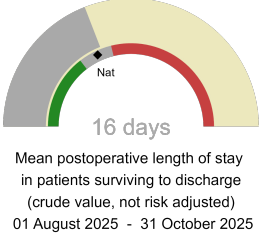
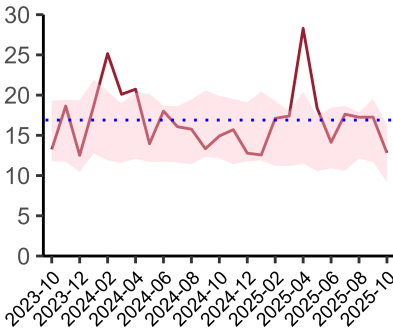
**Perioperative Assessment by a member of the geriatrician-led multidisciplinary team for patient aged 65 or over and frail (CFS ≥ 5) or 80+**

National mean 32%  
Number of patients included 27  
Data completeness 100%



**Median postoperative Length of Stay**

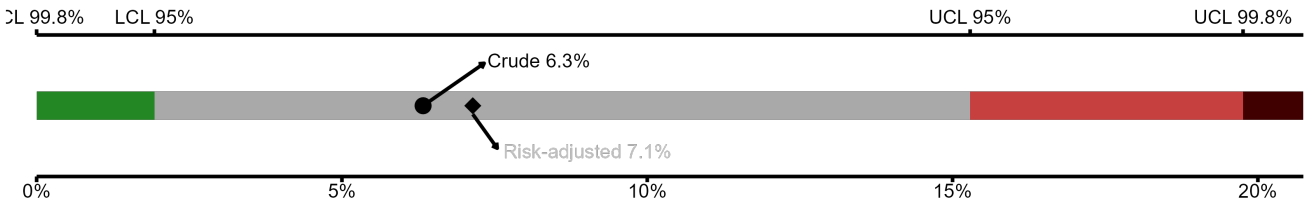
National median 10 days  
Number of patients included 73  
Data completeness 100%



**Mean postoperative Length of Stay**

National mean 15 days  
Number of patients included 73  
Data completeness 100%

**Risk-Adjusted Mortality**



Number of patients included 79 | 30-day risk-adjusted mortality rate 7.1% | National 30-day mortality rate 8.2%

**Integrated Care Board**

NHS Frimley Integrated Care Board ICB comprises Wexham Park Hospital, Frimley Park Hospital.