

Explanatory Notes

All cases admitted to hospital between 01 May 2024 and 31 October 2024 have been included. Only cases where the necessary data are available have been included in the denominator for each individual analysis.

The results for process measures for which fewer than 10 cases have available data will not be reported. Instead value will be marked as 'Insufficient data'.

At ICB level, runcharts are compared to national quartiles.

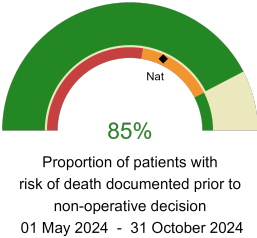
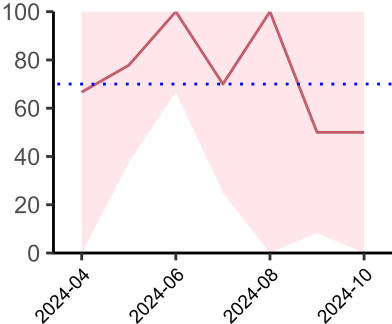


NHS North East And North Cumbria Integrated Care Board

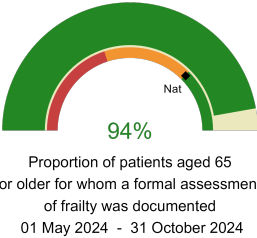
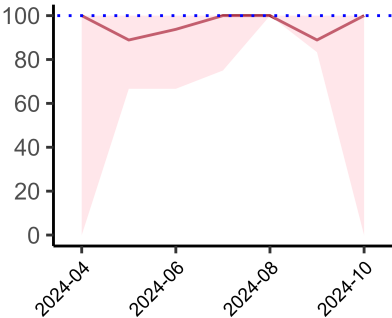
2024-25 Reporting Period 2: 01 May 2024 - 31 October 2024

These plots represent patients who did NOT have an emergency laparotomy during Year 2024-25 Reporting Period 2 of NELA data collection. This version will be made publicly available via the NELA website. Feedback from participating hospitals is welcome.

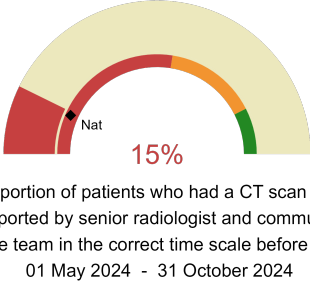
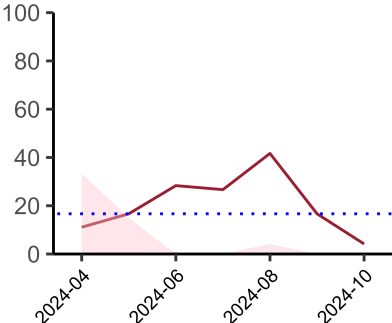
NELA process and outcome measures



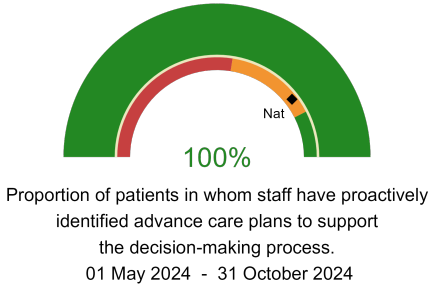
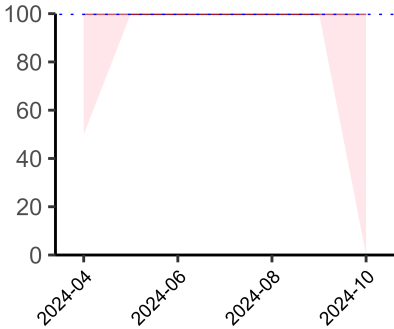
Risk documented prior to non-operative decision.
National mean 64%
Number of patients included 53
Data completeness 100%



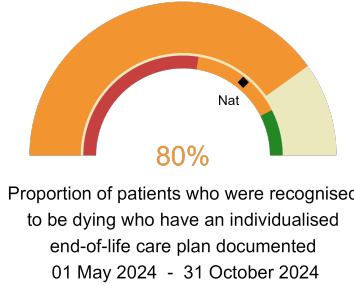
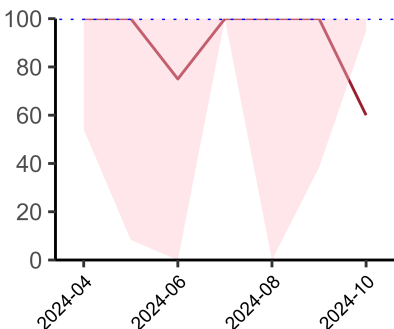
Formal assessment of frailty documented.
National mean 75%
Number of patients included 46
Data completeness 100%



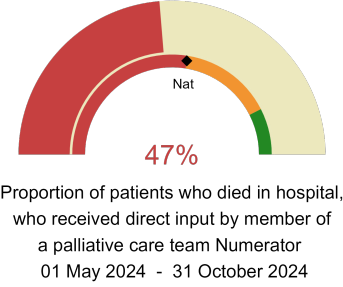
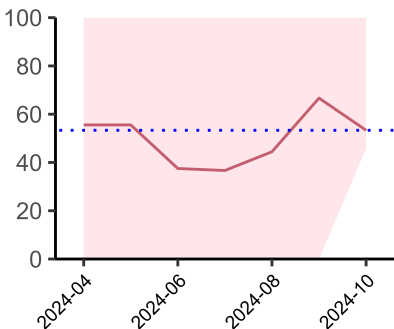
CT reported by a senior radiologist (ST3+) and communicated with the team in the correct time scale.
National mean 13%
Number of patients included 52
Data completeness 92%



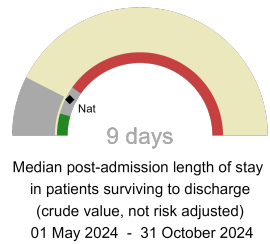
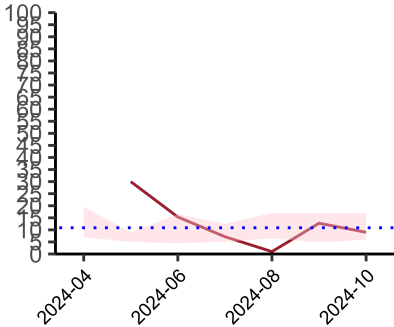
Advance care plans to support the decision-making process.
National mean 79%
Number of patients included 53
Data completeness 100%



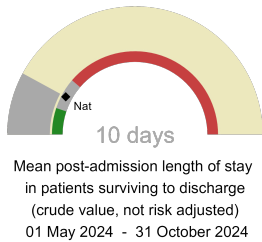
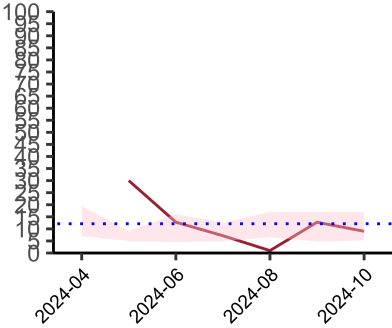
Individualised end-of-life care plan documented for patients recognised to be dying.
National mean 72%
Number of patients included 35
Data completeness 97%



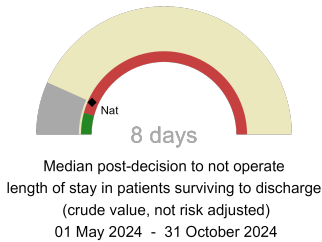
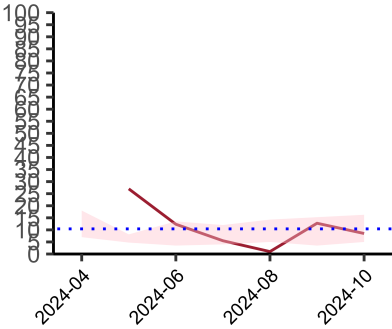
Direct input by a member of a palliative care team for patients who have died in hospital.
National mean 55%
Number of patients included 35
Data completeness 97%



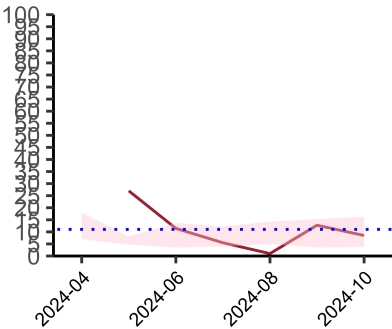
Median post-admission length of stay
National median 9 days
Number of patients included 17
Data completeness 100%



Mean post-admission length of stay
National mean 10 days
Number of patients included 17
Data completeness 100%



Median post-decision to not operate length of stay
National median 8 days
Number of patients included 17
Data completeness 100%



Mean post-decision to not operate length of stay
National mean 8 days
Number of patients included 17
Data completeness 100%

Integrated Care Board

NHS North East And North Cumbria Integrated Care Board ICB comprises Northumbria Specialist Emergency Care Hospital, Queen Elizabeth Hospital - Gateshead, Royal Victoria Infirmary, Sunderland Royal Hospital, The James Cook University Hospital, University Hospital North Durham, University Hospital of North Tees.