

**Explanatory Notes**

All cases admitted to hospital between 01 February 2025 and 30 April 2025 have been included. Only cases where the necessary data are available have been included in the denominator for each individual analysis.

The results for process measures for which fewer than 10 cases have available data will not be reported. Instead value will be marked as 'Insufficient data'.

For this report runcharts are compared to national quartiles.

For better insight to how these standards have been structured, please refer to the **NELA standards document**.

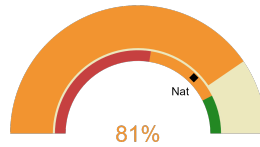


**NHS North East And North Cumbria Integrated Care Board**

**2025-26 Reporting Period 1: 01 February 2025 - 30 April 2025**

These plots represent patients having an emergency laparotomy during Year 2025-26 Reporting Period 1 of NELA data collection.

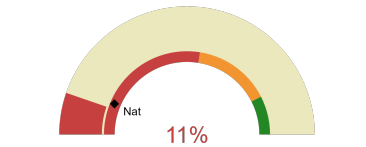
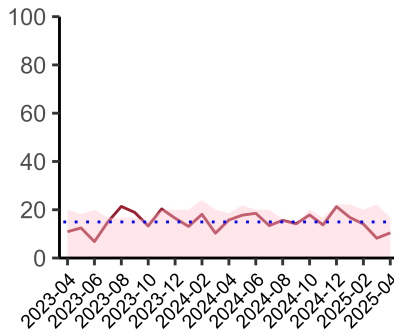
**NELA process and outcome measures**



Estimated case ascertainment  
01 February 2025 - 30 April 2025

**Estimated Case Ascertainment  
(Based on HES Data)**

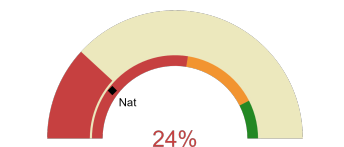
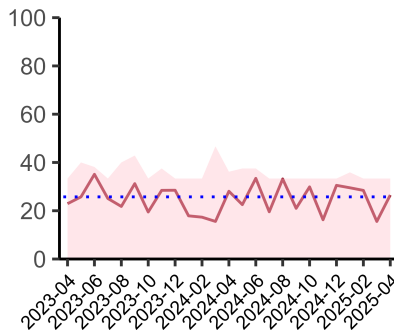
Expected number of cases 438  
Total cases entered 412  
Cases locked 370  
Cases unlocked 42



Proportion of patients who had a CT scan that was reported by senior radiologist and communicated with the team in the correct time scale before surgery  
01 February 2025 - 30 April 2025

**CT reported by a senior radiologist (ST3+) and communicated with the team in the correct time scale before surgery.**

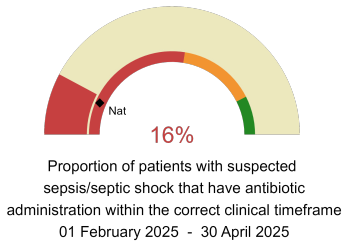
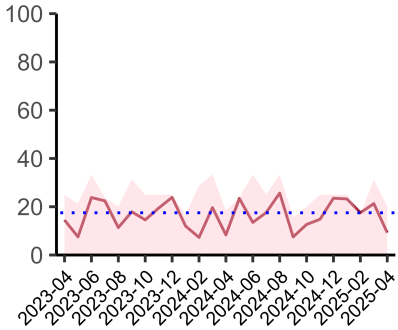
National mean 13%  
Number of patients included 275  
Data completeness 99%



Proportion of patients with suspected sepsis/septic shock or infection that have antibiotic administration within the correct clinical timeframe  
01 February 2025 - 30 April 2025

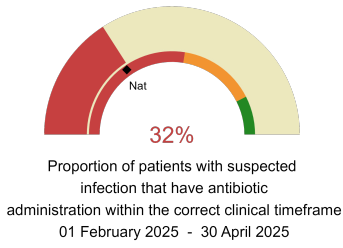
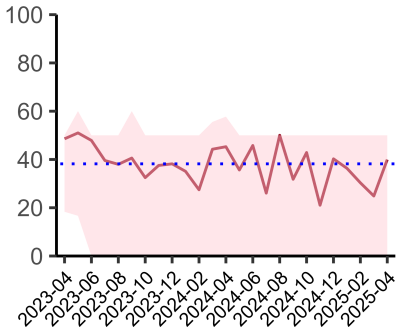
**Combined Infection management standard - antibiotic administration within the correct clinical timeframe**

National mean 21%  
Number of patients included 134  
Data completeness 93%



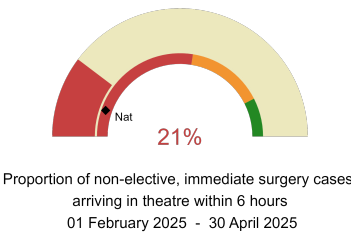
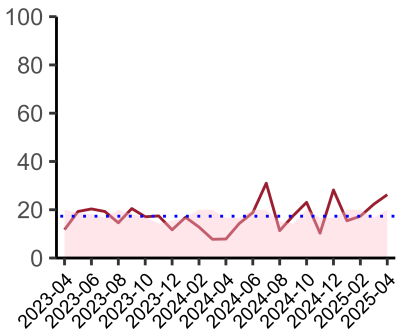
**Sepsis/septic shock - antibiotic administration within the correct clinical timeframe**

National mean 13%  
Number of patients included 67  
Data completeness 89%



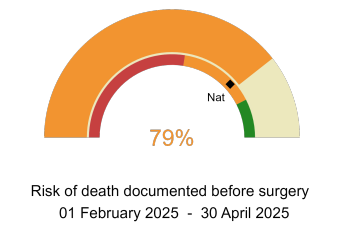
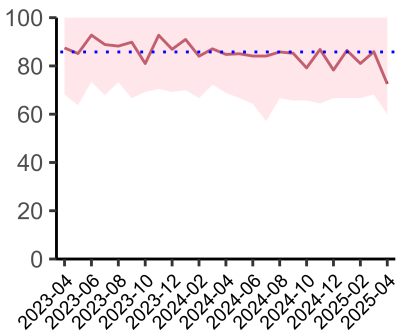
**Infection - antibiotic administration within the correct clinical timeframe**

National mean 31%  
Number of patients included 101  
Data completeness 76%



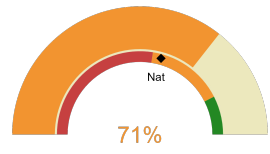
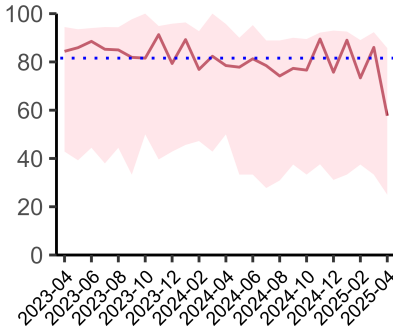
**Timeliness - proportion of patients arriving in theatre according to correct clinical timeframe.**

National mean 11%  
Number of patients included 203  
Data completeness 100%



**Risk documented before surgery**

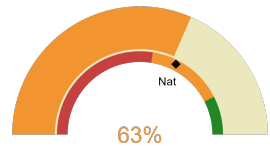
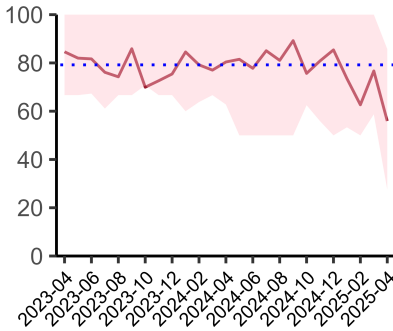
National mean 76%  
Number of patients included 412  
Data completeness 100%



Risk of death documented after surgery  
01 February 2025 - 30 April 2025

**Risk documented after surgery**

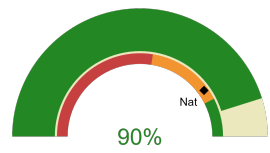
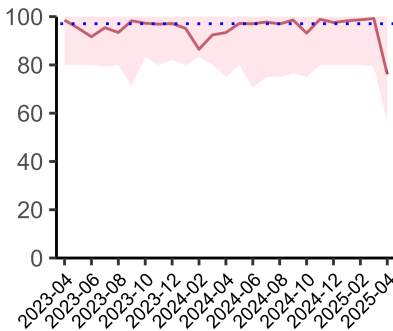
National mean 59%  
Number of patients included 412  
Data completeness 100%



Admitted to critical care following surgery when the risk of death ≥ 5% (Excludes patients who died in theatre or with a decision to palliate)  
01 February 2025 - 30 April 2025

**Admitted to Critical Care (risk of death ≥ 5%)**

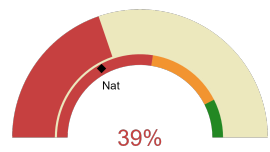
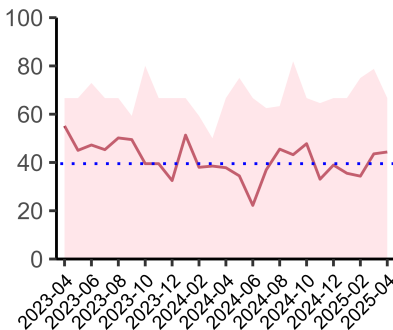
National mean 65%  
Number of patients included 216  
Data completeness 100%



Consultant surgeon and anaesthetist present in theatre when risk of death ≥ 5%  
01 February 2025 - 30 April 2025

**Consultant Anaesthetist & Consultant Surgeon in theatre (risk of death ≥ 5%)**

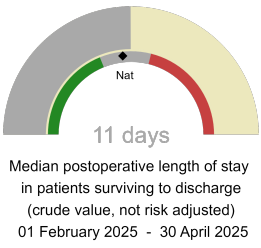
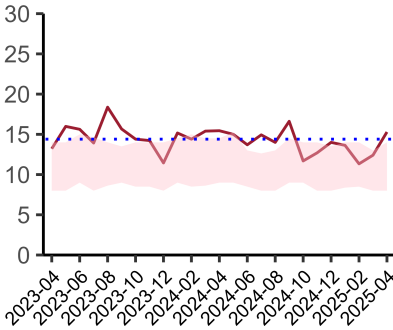
National mean 80%  
Number of patients included 222  
Data completeness 83%



Perioperative assessment by a care of the older person specialist  
01 February 2025 - 30 April 2025

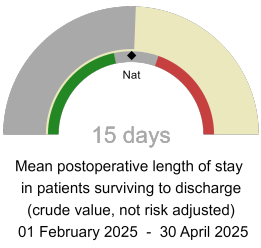
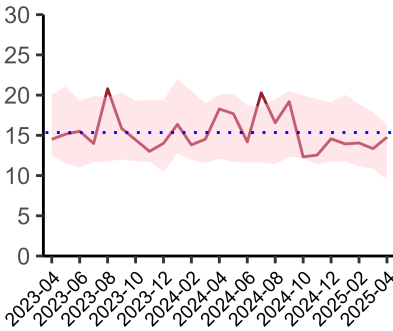
**Perioperative Assessment by a member of the geriatrician-led multidisciplinary team for patient aged 65 or over and frail (CFS ≥ 5) or 80+**

National mean 34%  
Number of patients included 109  
Data completeness 94%



**Median postoperative Length of Stay**

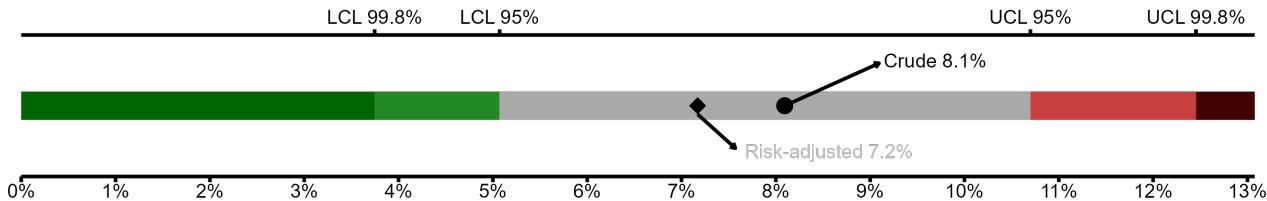
National median 10 days  
Number of patients included 350  
Data completeness 100%



**Mean postoperative Length of Stay**

National mean 14 days  
Number of patients included 350  
Data completeness 100%

**Risk-Adjusted Mortality**



Number of patients included 383 | 30-day risk-adjusted mortality rate 7.2% | National 30-day mortality rate 7.8%