

## Explanatory Notes

All cases admitted to hospital between 01 March 2025 and 31 August 2025 have been included. Only cases where the necessary data are available have been included in the denominator for each individual analysis.

The results for process measures for which fewer than 10 cases have available data will not be reported. Instead value will be marked as 'Insufficient data'.

At ICB level, runcharts are compared to national quartiles.

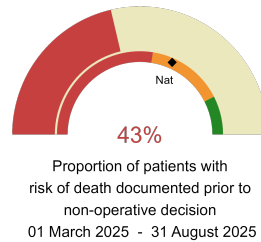
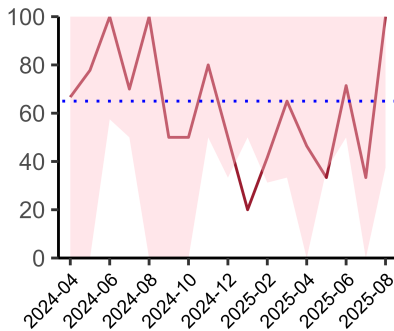


**NHS North East And North Cumbria Integrated Care Board**

**2025-26 Reporting Period 5: 01 March 2025 - 31 August 2025**

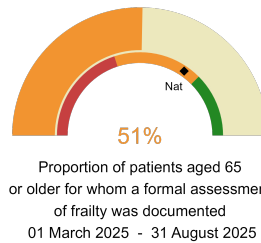
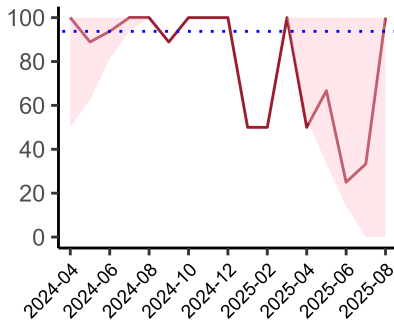
These plots represent patients who did NOT have an emergency laparotomy during Year 2025-26 Reporting Period 5 of NELA data collection. This version will be made publicly available via the NELA website. Feedback from participating hospitals is welcome.

**NELA process and outcome measures**



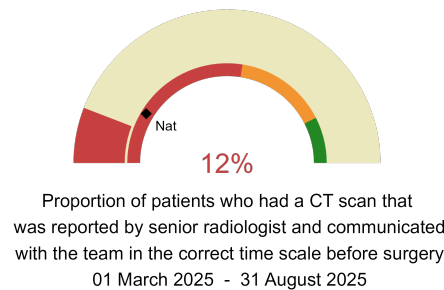
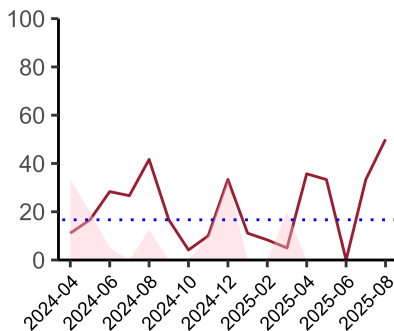
**Risk documented prior to non-operative decision.**

National mean 63%  
Number of patients included 42  
Data completeness 100%



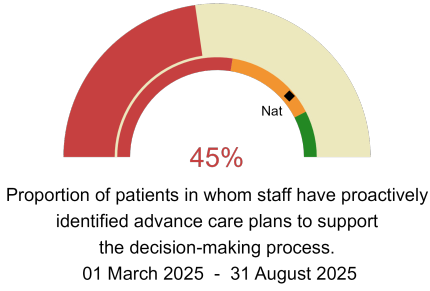
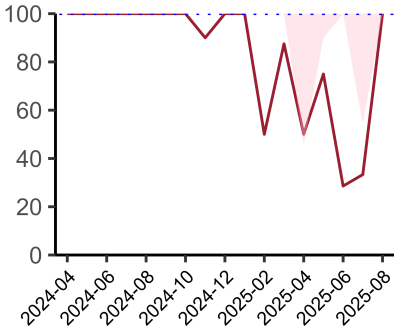
**Formal assessment of frailty documented.**

National mean 69%  
Number of patients included 36  
Data completeness 63%



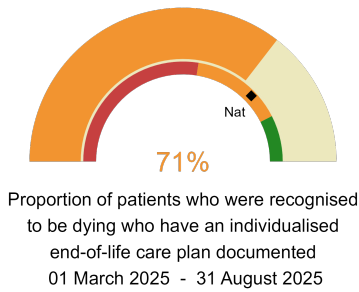
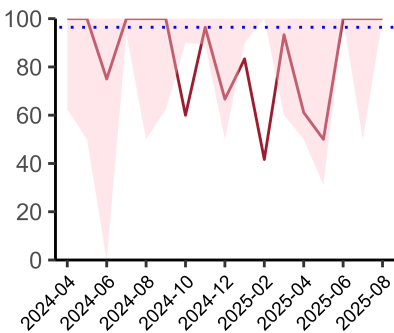
**CT reported by a senior radiologist (ST3+) and communicated with the team in the correct time scale.**

National mean 17%  
Number of patients included 42  
Data completeness 92%



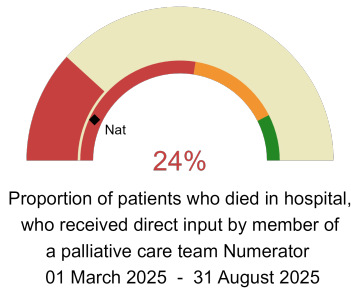
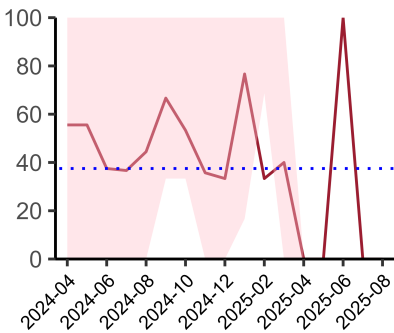
**Advance care plans to support the decision-making process.**

National mean 78%  
Number of patients included 42  
Data completeness 58%



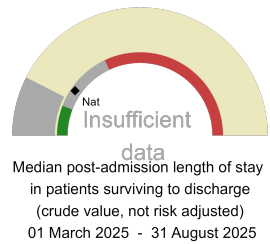
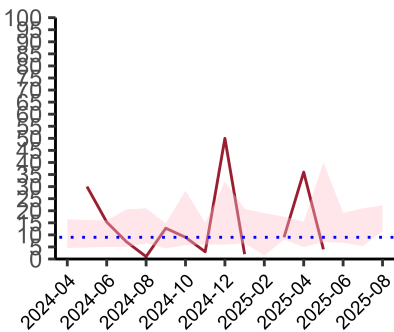
**Individualised end-of-life care plan documented for patients recognised to be dying.**

National mean 76%  
Number of patients included 23  
Data completeness 49%



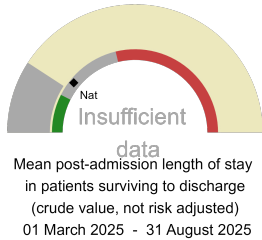
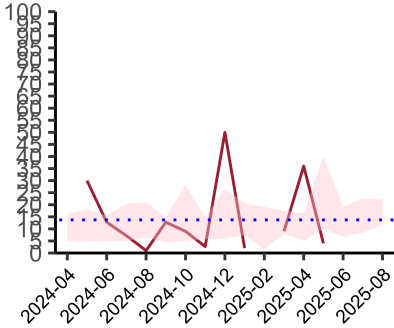
**Direct input by a member of a palliative care team for patients who have died in hospital.**

National mean 14%  
Number of patients included 23  
Data completeness 49%

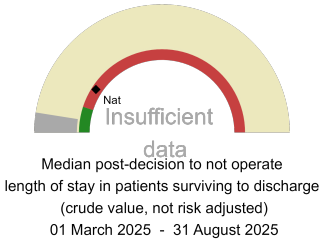
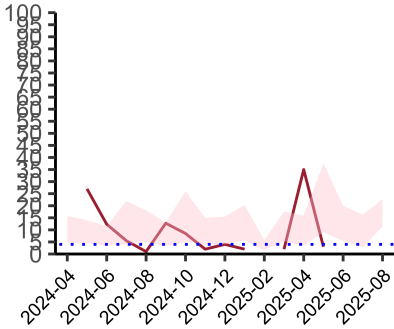


**Median post-admission length of stay**

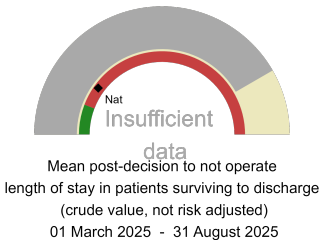
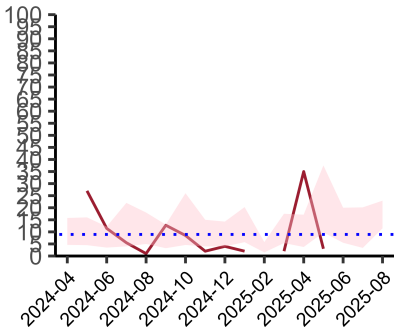
National median 12 days  
Number of patients included 5  
Data completeness 100%



**Mean post-admission length of stay**  
National mean 13 days  
Number of patients included 5  
Data completeness 100%



**Median post-decision to not operate length of stay**  
National median 11 days  
Number of patients included 5  
Data completeness 100%



**Mean post-decision to not operate length of stay**  
National mean 12 days  
Number of patients included 5  
Data completeness 100%

**Integrated Care Board**

NHS North East And North Cumbria Integrated Care Board ICB comprises Queen Elizabeth Hospital - Gateshead, The James Cook University Hospital, Royal Victoria Infirmary, Northumbria Specialist Emergency Care Hospital, Sunderland Royal Hospital, University Hospital North Durham, Darlington Memorial Hospital, University Hospital of North Tees.