

Explanatory Notes

All cases admitted to hospital between 01 April 2025 and 30 September 2025 have been included. Only cases where the necessary data are available have been included in the denominator for each individual analysis.

The results for process measures for which fewer than 10 cases have available data will not be reported. Instead value will be marked as 'Insufficient data'.

At ICB level, runcharts are compared to national quartiles.

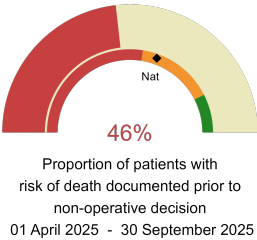
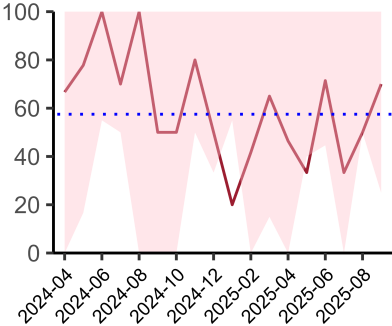


NHS North East And North Cumbria Integrated Care Board

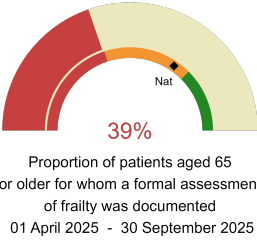
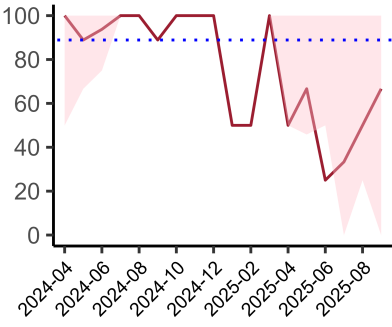
2025-26 Reporting Period 6: 01 April 2025 - 30 September 2025

These plots represent patients who did NOT have an emergency laparotomy during Year 2025-26 Reporting Period 6 of NELA data collection. This version will be made publicly available via the NELA website. Feedback from participating hospitals is welcome.

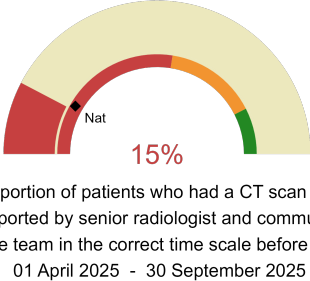
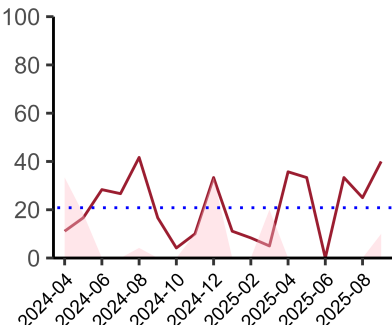
NELA process and outcome measures



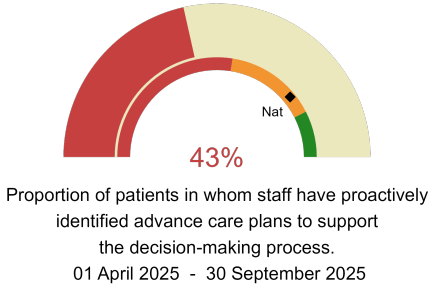
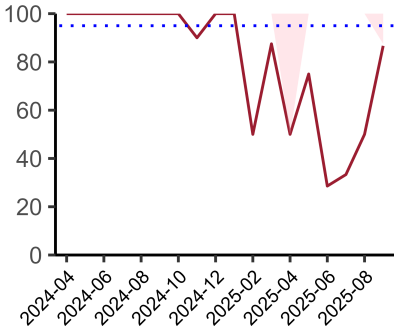
Risk documented prior to non-operative decision.
National mean 61%
Number of patients included 44
Data completeness 100%



Formal assessment of frailty documented.
National mean 69%
Number of patients included 39
Data completeness 56%

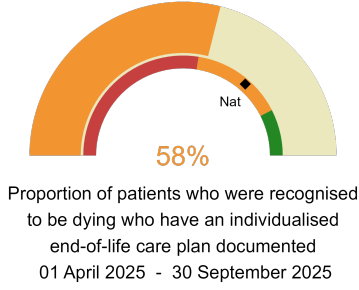
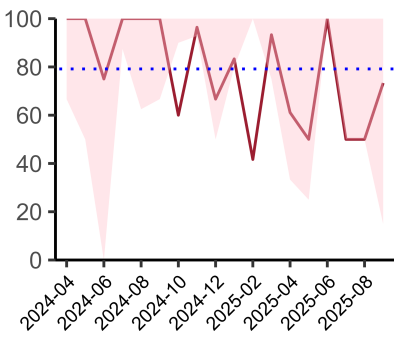


CT reported by a senior radiologist (ST3+) and communicated with the team in the correct time scale.
National mean 17%
Number of patients included 44
Data completeness 92%



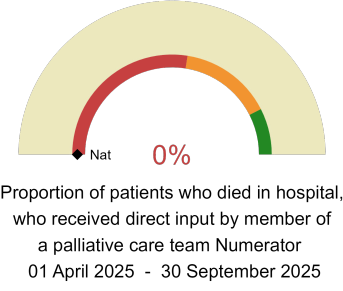
Advance care plans to support the decision-making process.

National mean 78%
Number of patients included 44
Data completeness 57%



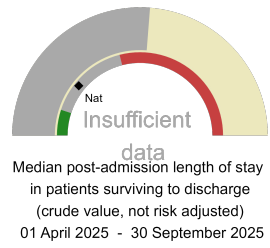
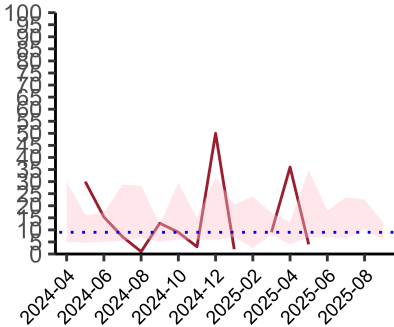
Individualised end-of-life care plan documented for patients recognised to be dying.

National mean 73%
Number of patients included 29
Data completeness 50%



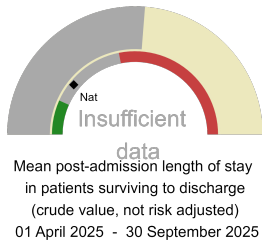
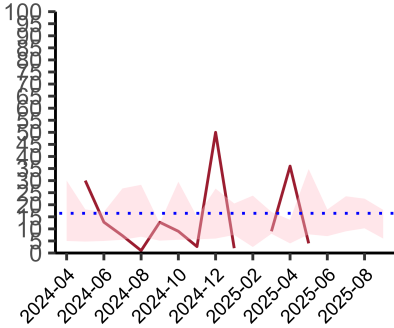
Direct input by a member of a palliative care team for patients who have died in hospital.

National mean 0%
Number of patients included 29
Data completeness 50%

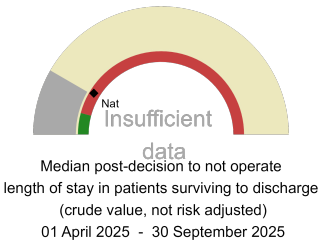
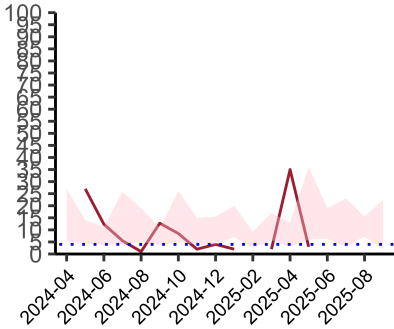


Median post-admission length of stay

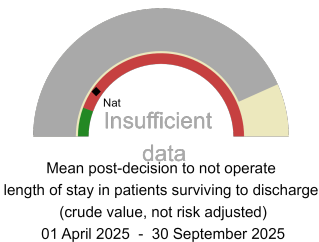
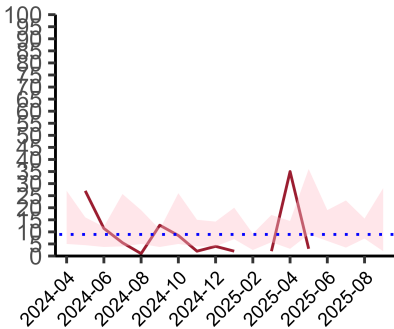
National median 13 days
Number of patients included 5
Data completeness 100%



Mean post-admission length of stay
National mean 13 days
Number of patients included 5
Data completeness 100%



Median post-decision to not operate length of stay
National median 10 days
Number of patients included 4
Data completeness 83%



Mean post-decision to not operate length of stay
National mean 12 days
Number of patients included 4
Data completeness 83%

Integrated Care Board

NHS North East And North Cumbria Integrated Care Board ICB comprises Darlington Memorial Hospital, Northumbria Specialist Emergency Care Hospital, Queen Elizabeth Hospital - Gateshead, Royal Victoria Infirmary, Sunderland Royal Hospital, The James Cook University Hospital, University Hospital North Durham, University Hospital of North Tees.