

Explanatory Notes

All cases admitted to hospital between 01 April 2024 and 30 June 2024 have been included. Only cases where the necessary data are available have been included in the denominator for each individual analysis.

The results for process measures for which fewer than 10 cases have available data will not be reported. Instead value will be marked as 'Insufficient data'.

At ICB level, runcharts are compared to national quartiles.

For better insight to how these standards have been structured, please refer to the **NELA standards document**.

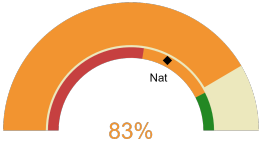


NHS Gloucestershire Integrated Care Board

2024-25 Reporting Period 1: 01 April 2024 - 30 June 2024

These plots represent patients having an emergency laparotomy during Year 2024-25 Reporting Period 1 of NELA data collection. This version will be made publicly available via the NELA website. Feedback from participating ICBs and hospitals is welcome.

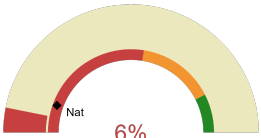
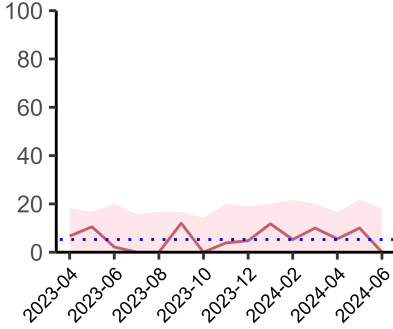
NELA process and outcome measures



Estimated case ascertainment
01 April 2024 - 30 June 2024

**Estimated Case Ascertainment
(Based on HES Data)**

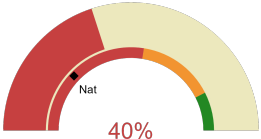
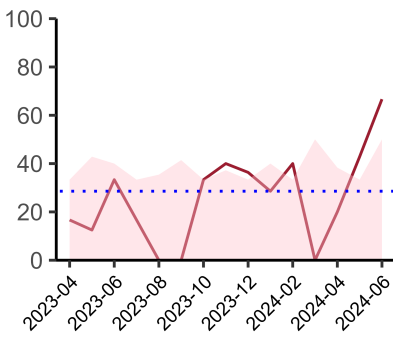
Expected number of cases 77
Total cases entered 65
Cases locked 50
Cases unlocked 14



Proportion of patients who had a CT scan that was reported by senior radiologist and communicated with the team in the correct time scale before surgery
01 April 2024 - 30 June 2024

CT reported by a senior radiologist (ST3+) and communicated with the team in the correct time scale before surgery.

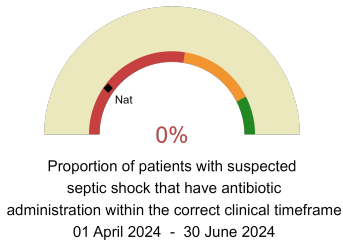
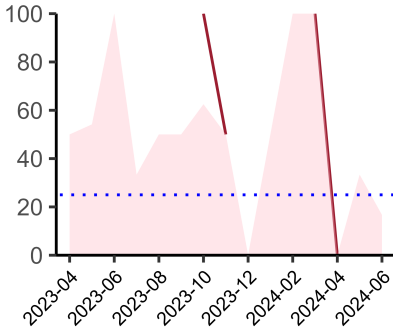
National mean 11%
Number of patients included 48
Data completeness 100%



Proportion of patients with suspected sepsis or infection that have antibiotic administration within the correct clinical timeframe
01 April 2024 - 30 June 2024

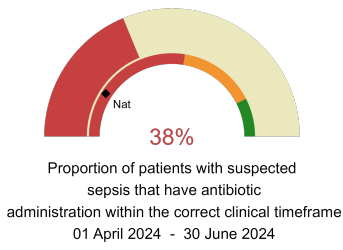
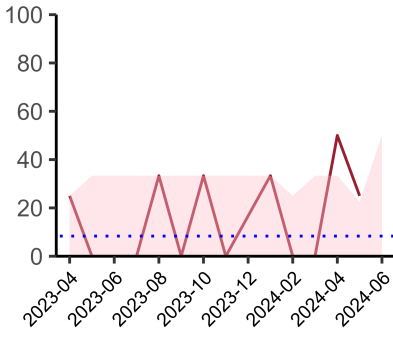
Combined Infection management standard - antibiotic administration within the correct clinical timeframe

National mean 24%
Number of patients included 15
Data completeness 94%



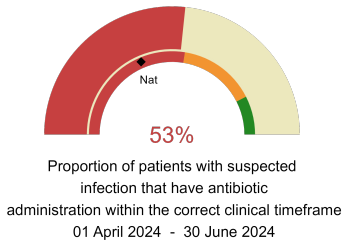
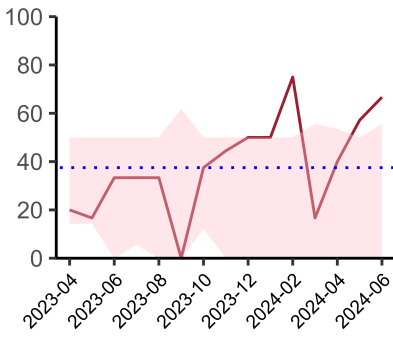
Septic Shock - antibiotic administration within the correct clinical timeframe

National mean 20%
Number of patients included 1
Data completeness 50%



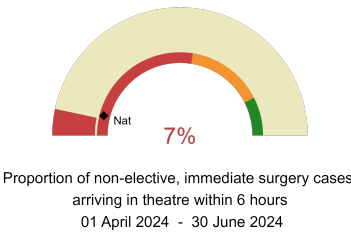
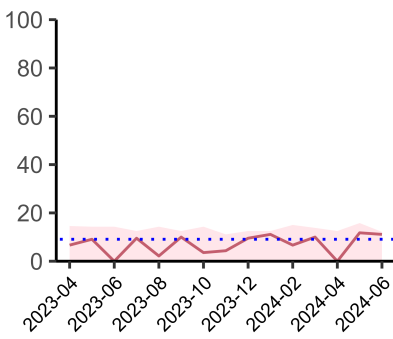
Sepsis - antibiotic administration within the correct clinical timeframe

National mean 18%
Number of patients included 8
Data completeness 89%



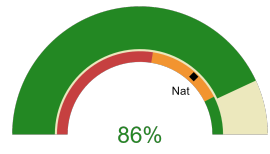
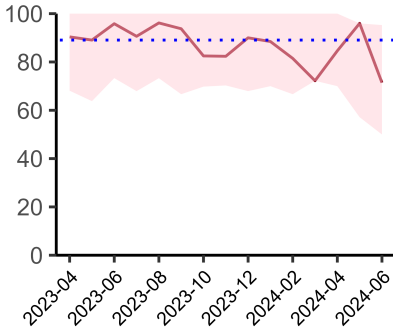
Infection - antibiotic administration within the correct clinical timeframe

National mean 37%
Number of patients included 15
Data completeness 94%



Timeliness - proportion of patients arriving in theatre according to correct clinical timeframe.

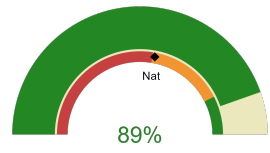
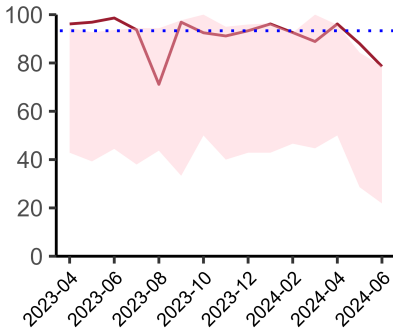
National mean 8%
Number of patients included 45
Data completeness 100%



Risk of death documented before surgery
01 April 2024 - 30 June 2024

Risk documented before surgery

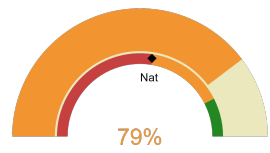
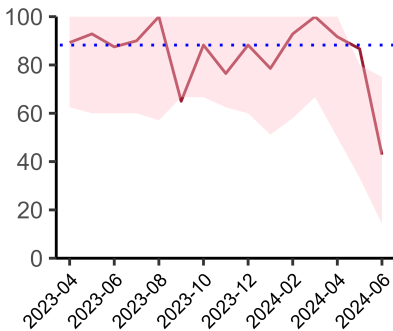
National mean 74%
Number of patients included 65
Data completeness 100%



Risk of death documented after surgery
01 April 2024 - 30 June 2024

Risk documented after surgery

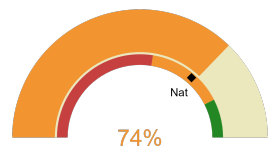
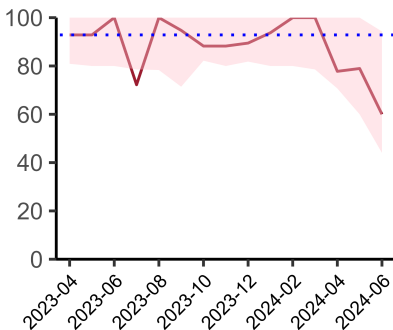
National mean 56%
Number of patients included 65
Data completeness 100%



Admitted to critical care following surgery when the risk of death \geq 5% (Excludes patients who died in theatre or with a decision to palliate)
01 April 2024 - 30 June 2024

Admitted to Critical Care (risk of death \geq 5%)

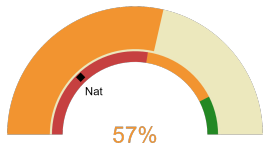
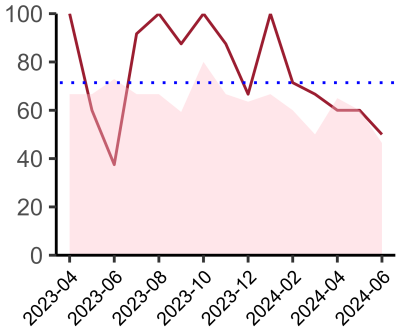
National mean 55%
Number of patients included 34
Data completeness 100%



Consultant surgeon and anaesthetist present in theatre when risk of death \geq 5%
01 April 2024 - 30 June 2024

Consultant Anaesthetist & Consultant Surgeon in theatre (risk of death \geq 5%)

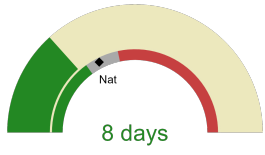
National mean 73%
Number of patients included 47
Data completeness 92%



Perioperative assessment by a care of the older person specialist
01 April 2024 - 30 June 2024

Perioperative Assessment by a member of the geriatrician-led multidisciplinary team for patient aged 65 or over and frail (CFS ≥ 5) or 80+

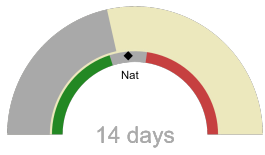
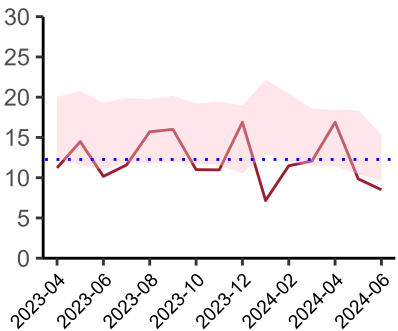
National mean 26%
Number of patients included 21
Data completeness 84%



Median postoperative length of stay in patients surviving to discharge (crude value, not risk adjusted)
01 April 2024 - 30 June 2024

Mean postoperative Length of Stay

National median 10 days
Number of patients included 47
Data completeness 100%



Mean postoperative length of stay in patients surviving to discharge (crude value, not risk adjusted)
01 April 2024 - 30 June 2024

Median postoperative Length of Stay

National mean 15 days
Number of patients included 47
Data completeness 100%

Integrated Care Board

NHS Gloucestershire Integrated Care Board ICB comprises Gloucestershire Royal Hospital, Cheltenham Hospital.