

Explanatory Notes

All cases admitted to hospital between 01 December 2025 and 28 February 2026 have been included. Only cases where the necessary data are available have been included in the denominator for each individual analysis.

The results for process measures for which fewer than 10 cases have available data will not be reported. Instead value will be marked as 'Insufficient data'.

For this report runcharts are compared to national quartiles.

For better insight to how these standards have been structured, please refer to the **NELA standards document**.

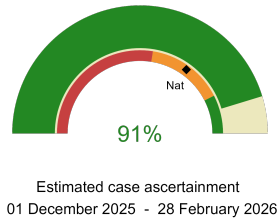


NHS Gloucestershire Integrated Care Board

2025-26 Reporting Period 11: 01 December 2025 - 28 February 2026

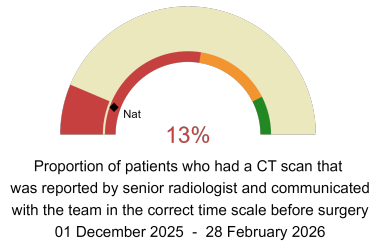
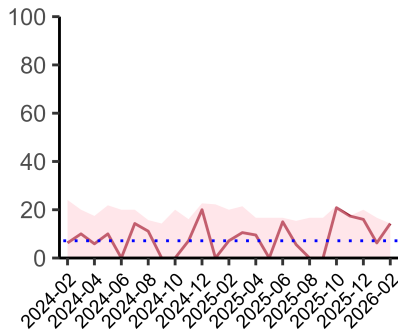
These plots represent patients having an emergency laparotomy during Year 2025-26 Reporting Period 11 of NELA data collection.

NELA process and outcome measures



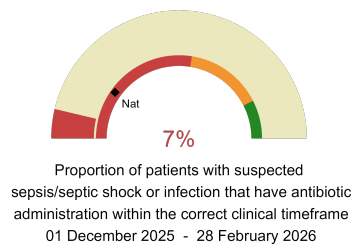
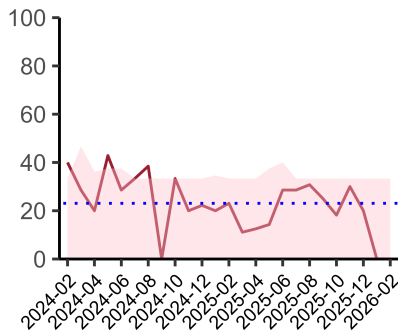
**Estimated Case Ascertainment
(Based on HES Data)**

Expected number of cases 85
Total cases entered 77
Cases locked 40
Cases unlocked 37



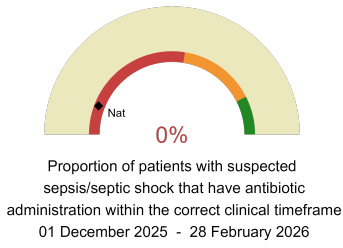
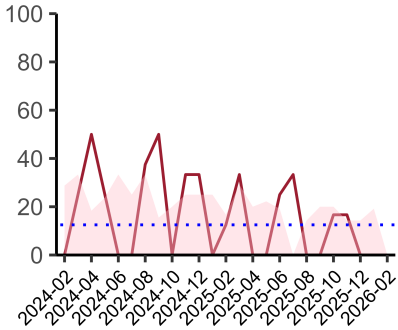
CT reported by a senior radiologist (ST3+) and communicated with the team in the correct time scale before surgery.

National mean 11%
Number of patients included 55
Data completeness 100%



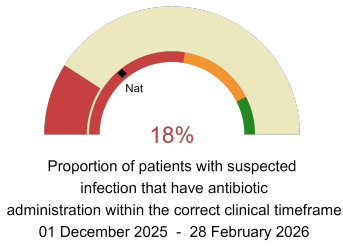
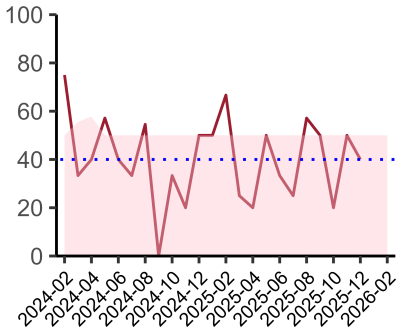
Combined Infection management standard - antibiotic administration within the correct clinical timeframe

National mean 20%
Number of patients included 27
Data completeness 87%



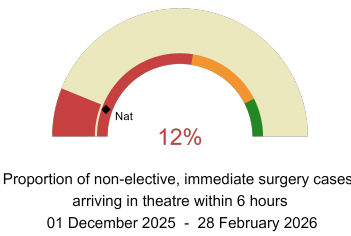
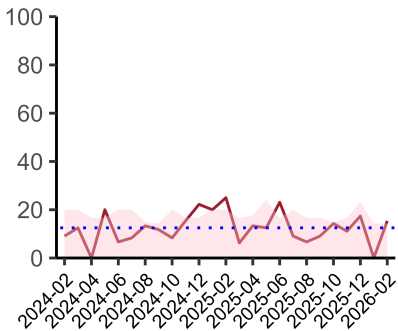
Sepsis/septic shock - antibiotic administration within the correct clinical timeframe

National mean 12%
Number of patients included 16
Data completeness 80%



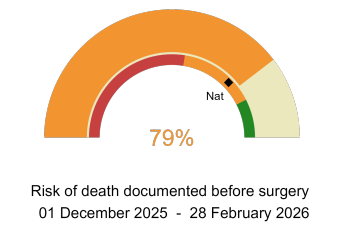
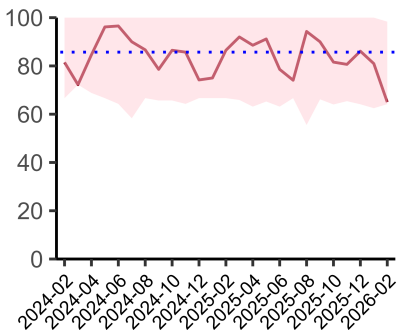
Infection - antibiotic administration within the correct clinical timeframe

National mean 28%
Number of patients included 11
Data completeness 35%



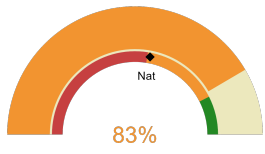
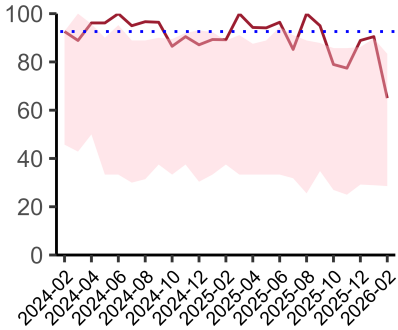
Timeliness - proportion of patients arriving in theatre according to correct clinical timeframe.

National mean 11%
Number of patients included 49
Data completeness 100%



Risk documented before surgery

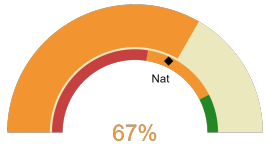
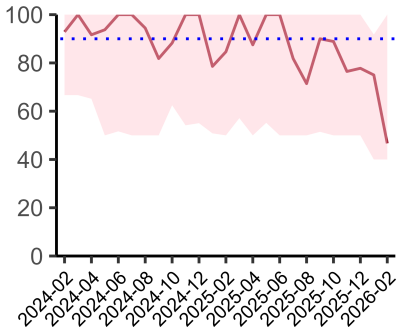
National mean 75%
Number of patients included 77
Data completeness 100%



Risk of death documented after surgery
01 December 2025 - 28 February 2026

Risk documented after surgery

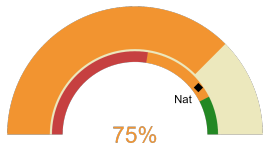
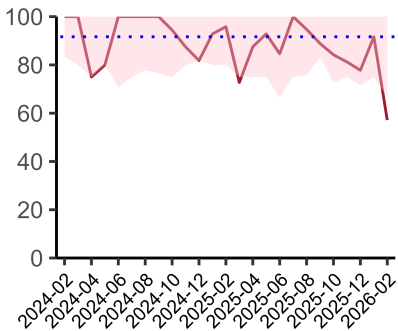
National mean 56%
Number of patients included 77
Data completeness 100%



Admitted to critical care following surgery when the risk of death ≥ 5% (Excludes patients who died in theatre or with a decision to palliate)
01 December 2025 - 28 February 2026

Admitted to Critical Care (risk of death ≥ 5%)

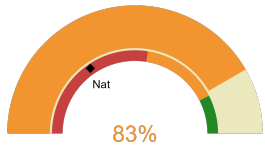
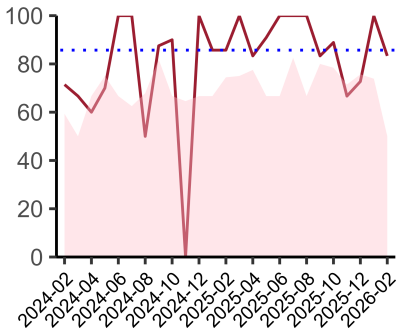
National mean 64%
Number of patients included 45
Data completeness 100%



Consultant surgeon and anaesthetist present in theatre when risk of death ≥ 5%
01 December 2025 - 28 February 2026

Consultant Anaesthetist & Consultant Surgeon in theatre (risk of death ≥ 5%)

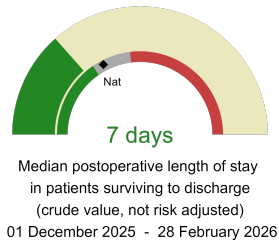
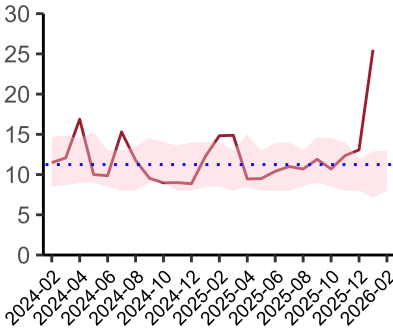
National mean 80%
Number of patients included 44
Data completeness 85%



Perioperative assessment by a care of the older person specialist
01 December 2025 - 28 February 2026

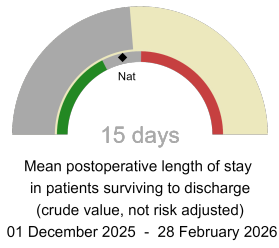
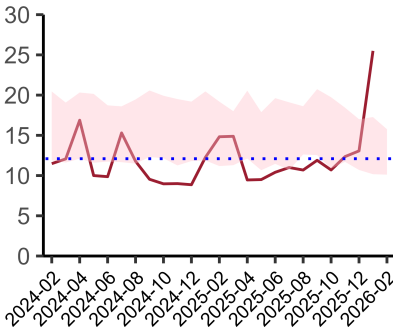
Perioperative Assessment by a member of the geriatrician-led multidisciplinary team for patient aged 65 or over and frail (CFS ≥ 5) or 80+

National mean 31%
Number of patients included 24
Data completeness 89%



Median postoperative Length of Stay


National median 9 days
Number of patients included 37
Data completeness 100%



Mean postoperative Length of Stay

National mean 14 days
Number of patients included 37
Data completeness 100%

Risk-Adjusted Mortality



Number of patients included 40 | 30-day risk-adjusted mortality rate 5.2% | National 30-day mortality rate 7.1%

Integrated Care Board

NHS Gloucestershire Integrated Care Board ICB comprises Gloucestershire Royal Hospital, Cheltenham Hospital.