

Explanatory Notes

All cases admitted to hospital between 01 August 2024 and 31 October 2024 have been included. Only cases where the necessary data are available have been included in the denominator for each individual analysis.

The results for process measures for which fewer than 10 cases have available data will not be reported. Instead value will be marked as 'Insufficient data'.

At ICB level, runcharts are compared to national quartiles.

For better insight to how these standards have been structured, please refer to the **NELA standards document**.

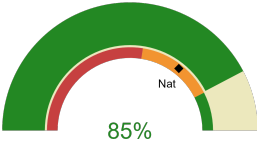


NHS Bath And North East Somerset, Swindon And Wiltshire Integrated C

2024-25 Reporting Period 5: 01 August 2024 - 31 October 2024

These plots represent patients having an emergency laparotomy during Year 2024-25 Reporting Period 5 of NELA data collection. This version will be made publicly available via the NELA website. Feedback from participating ICBs and hospitals is welcome.

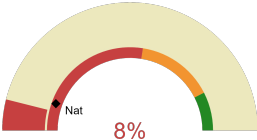
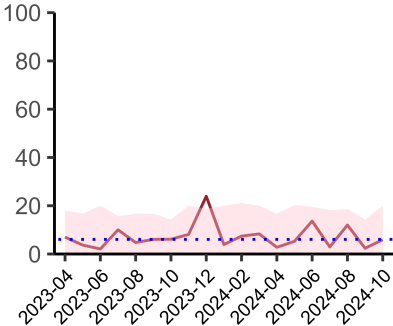
NELA process and outcome measures



Estimated case ascertainment
01 August 2024 - 31 October 2024

**Estimated Case Ascertainment
(Based on HES Data)**

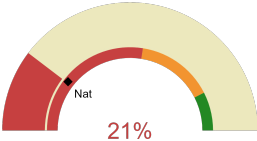
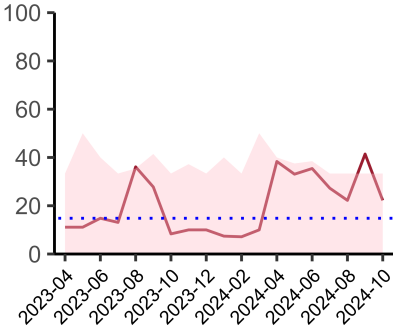
Expected number of cases 132
Total cases entered 114
Cases locked 21
Cases unlocked 93



Proportion of patients who had a CT scan that was reported by senior radiologist and communicated with the team in the correct time scale before surgery
01 August 2024 - 31 October 2024

CT reported by a senior radiologist (ST3+) and communicated with the team in the correct time scale before surgery.

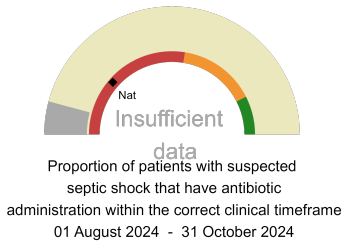
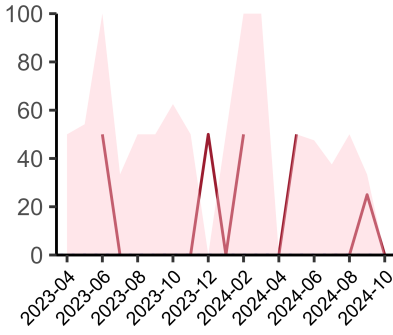
National mean 11%
Number of patients included 80
Data completeness 99%



Proportion of patients with suspected sepsis or infection that have antibiotic administration within the correct clinical timeframe
01 August 2024 - 31 October 2024

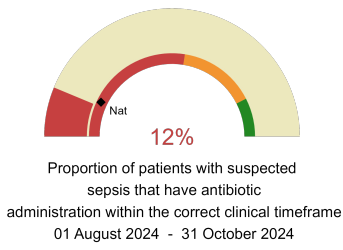
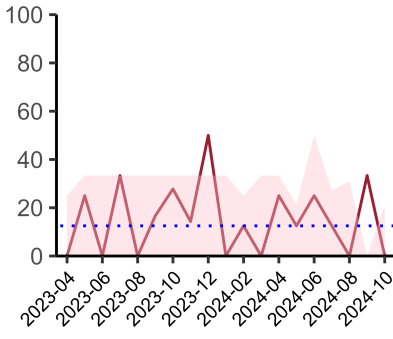
Combined Infection management standard - antibiotic administration within the correct clinical timeframe

National mean 21%
Number of patients included 35
Data completeness 63%



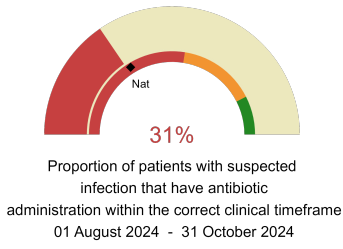
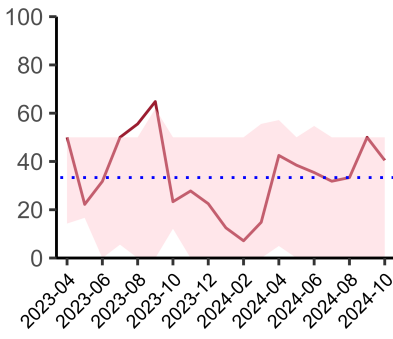
Septic Shock - antibiotic administration within the correct clinical timeframe

National mean 23%
Number of patients included 9
Data completeness 38%



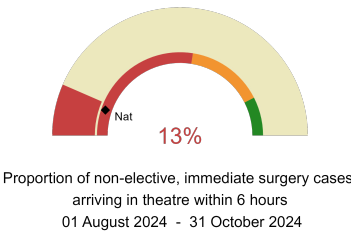
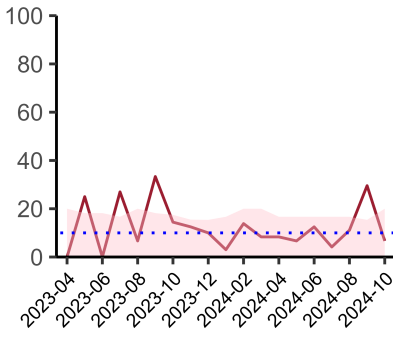
Sepsis - antibiotic administration within the correct clinical timeframe

National mean 14%
Number of patients included 15
Data completeness 43%



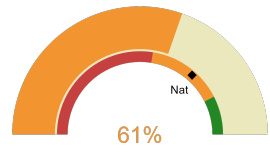
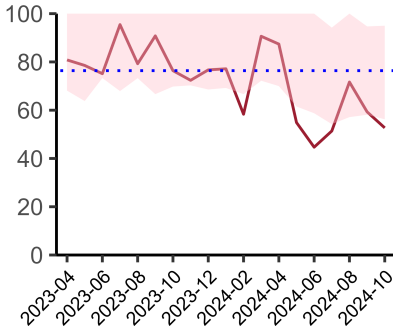
Infection - antibiotic administration within the correct clinical timeframe

National mean 32%
Number of patients included 31
Data completeness 64%



Timeliness - proportion of patients arriving in theatre according to correct clinical timeframe.

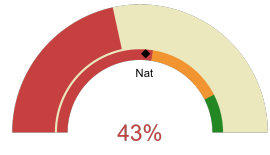
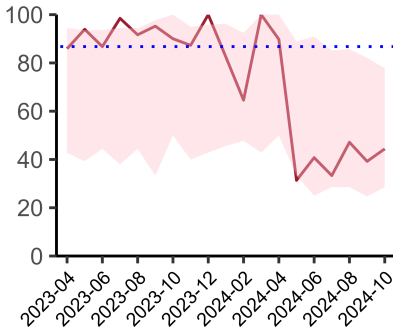
National mean 10%
Number of patients included 57
Data completeness 100%



Risk of death documented before surgery
01 August 2024 - 31 October 2024

Risk documented before surgery

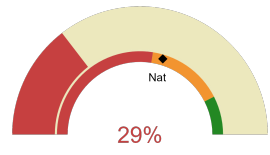
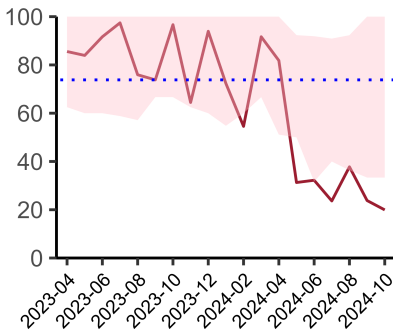
National mean 73%
Number of patients included 114
Data completeness 100%



Risk of death documented after surgery
01 August 2024 - 31 October 2024

Risk documented after surgery

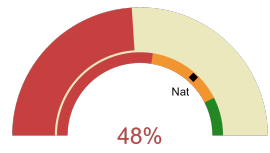
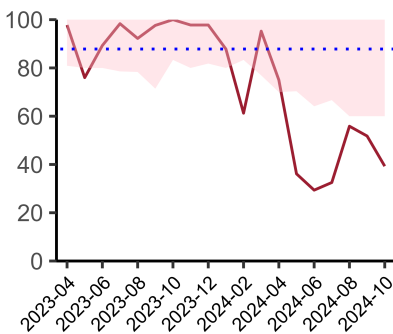
National mean 52%
Number of patients included 114
Data completeness 100%



Admitted to critical care following surgery when the risk of death ≥ 5% (Excludes patients who died in theatre or with a decision to palliate)
01 August 2024 - 31 October 2024

Admitted to Critical Care (risk of death ≥ 5%)

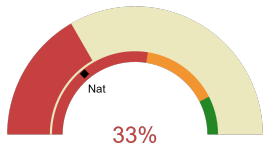
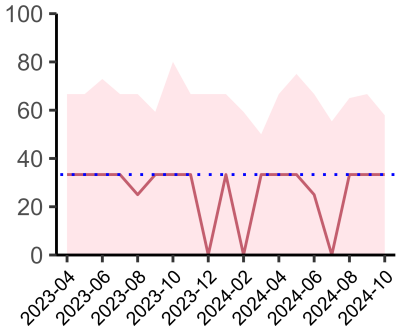
National mean 59%
Number of patients included 85
Data completeness 100%



Consultant surgeon and anaesthetist present in theatre when risk of death ≥ 5%
01 August 2024 - 31 October 2024

Consultant Anaesthetist & Consultant Surgeon in theatre (risk of death ≥ 5%)

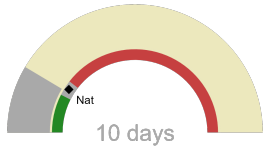
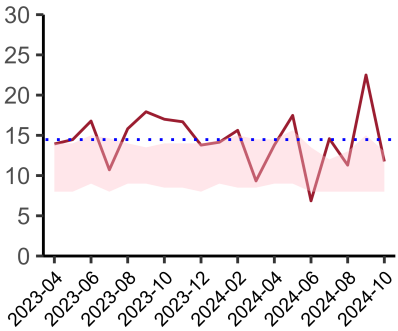
National mean 74%
Number of patients included 102
Data completeness 95%



Perioperative assessment by a care of the older person specialist
01 August 2024 - 31 October 2024

Perioperative Assessment by a member of the geriatrician-led multidisciplinary team for patient aged 65 or over and frail (CFS ≥ 5) or 80+

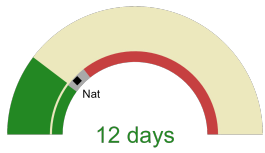
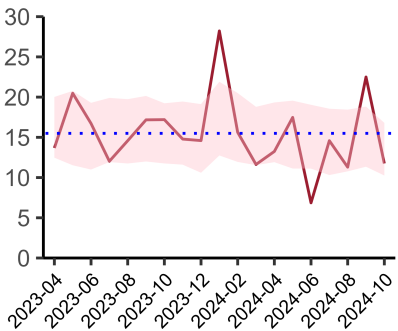
National mean 28%
Number of patients included 35
Data completeness 68%



Median postoperative length of stay in patients surviving to discharge (crude value, not risk adjusted)
01 August 2024 - 31 October 2024

Mean postoperative Length of Stay

National median 11 days
Number of patients included 35
Data completeness 100%



Mean postoperative length of stay in patients surviving to discharge (crude value, not risk adjusted)
01 August 2024 - 31 October 2024

Median postoperative Length of Stay

National mean 14 days
Number of patients included 35
Data completeness 100%

Integrated Care Board

NHS Bath And North East Somerset, Swindon And Wiltshire Integrated Care Board ICB comprises Royal United Hospital, Salisbury District Hospital, The Great Western Hospital.