

Explanatory Notes

All cases admitted to hospital between 01 December 2025 and 28 February 2026 have been included. Only cases where the necessary data are available have been included in the denominator for each individual analysis.

The results for process measures for which fewer than 10 cases have available data will not be reported. Instead value will be marked as 'Insufficient data'.

For this report runcharts are compared to national quartiles.

For better insight to how these standards have been structured, please refer to the **NELA standards document**.

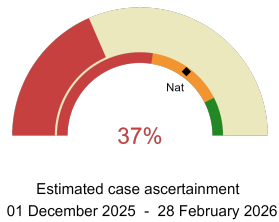


NHS Hampshire And Isle Of Wight Integrated Care Board

2025-26 Reporting Period 11: 01 December 2025 - 28 February 2026

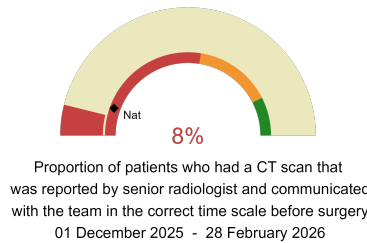
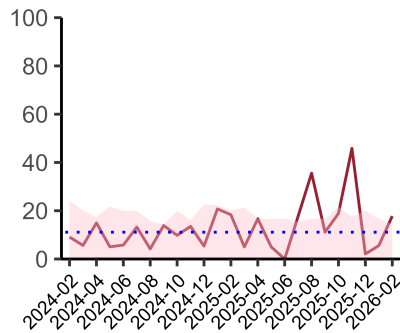
These plots represent patients having an emergency laparotomy during Year 2025-26 Reporting Period 11 of NELA data collection.

NELA process and outcome measures



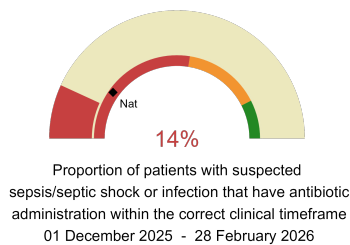
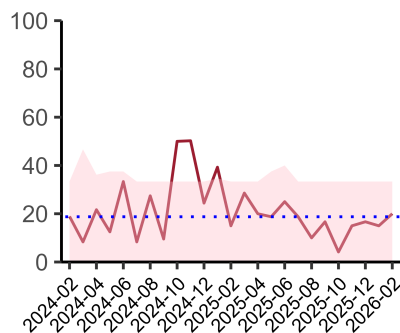
**Estimated Case Ascertainment
(Based on HES Data)**

Expected number of cases 212
Total cases entered 73
Cases locked 19
Cases unlocked 54



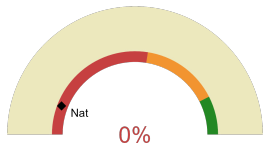
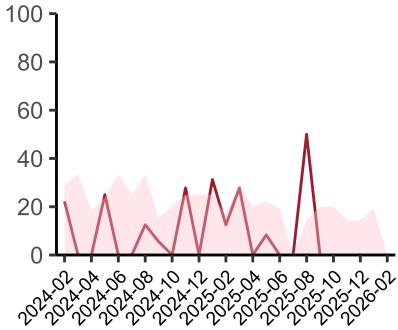
**CT reported by a senior radiologist
(ST3+) and communicated with the
team in the correct time scale
before surgery.**

National mean 11%
Number of patients included 50
Data completeness 100%



**Combined Infection
management standard -
antibiotic administration
within the correct clinical
timeframe**

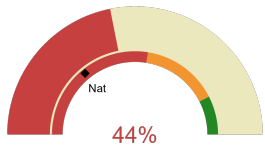
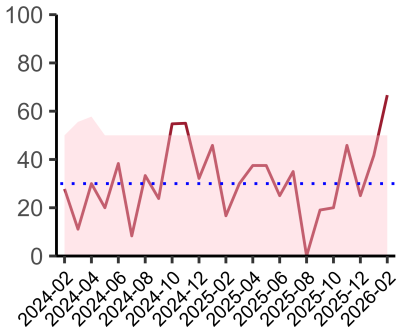
National mean 20%
Number of patients included 27
Data completeness 79%



Proportion of patients with suspected sepsis/septic shock that have antibiotic administration within the correct clinical timeframe
01 December 2025 - 28 February 2026

Sepsis/septic shock - antibiotic administration within the correct clinical timeframe

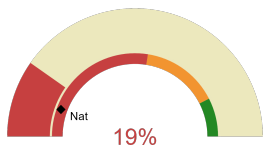
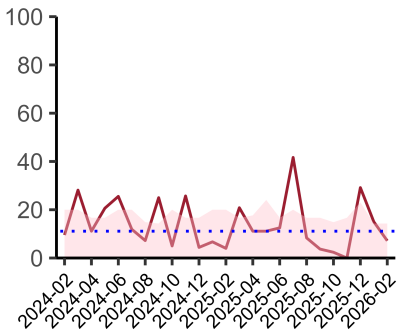
National mean 12%
Number of patients included 15
Data completeness 72%



Proportion of patients with suspected infection that have antibiotic administration within the correct clinical timeframe
01 December 2025 - 28 February 2026

Infection - antibiotic administration within the correct clinical timeframe

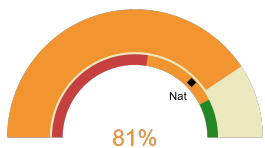
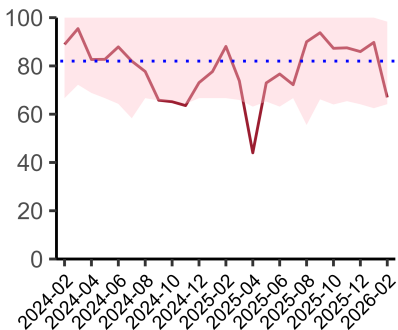
National mean 28%
Number of patients included 12
Data completeness 27%



Proportion of non-elective, immediate surgery cases, arriving in theatre within 6 hours
01 December 2025 - 28 February 2026

Timeliness - proportion of patients arriving in theatre according to correct clinical timeframe.

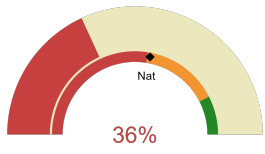
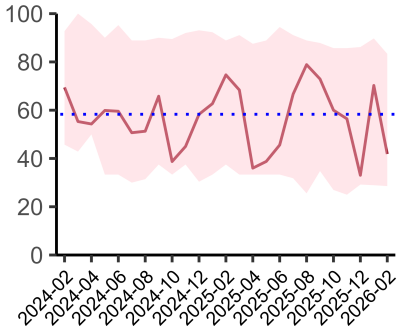
National mean 11%
Number of patients included 39
Data completeness 100%



Risk of death documented before surgery
01 December 2025 - 28 February 2026

Risk documented before surgery

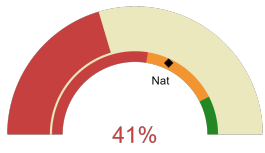
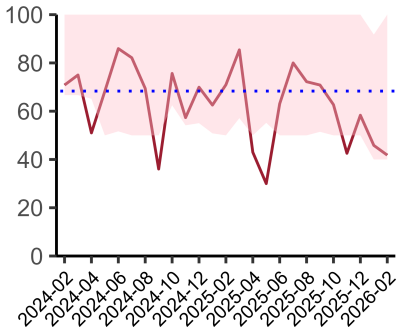
National mean 75%
Number of patients included 73
Data completeness 100%



Risk of death documented after surgery
01 December 2025 - 28 February 2026

Risk documented after surgery

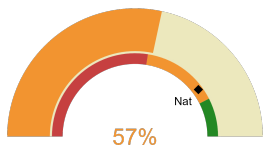
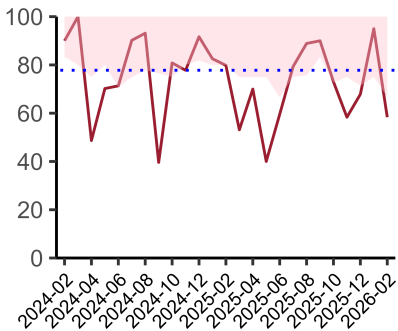
National mean 56%
Number of patients included 73
Data completeness 100%



Admitted to critical care following surgery when the risk of death \geq 5% (Excludes patients who died in theatre or with a decision to palliate)
01 December 2025 - 28 February 2026

Admitted to Critical Care (risk of death \geq 5%)

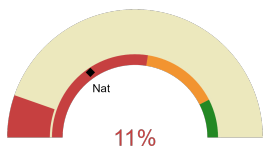
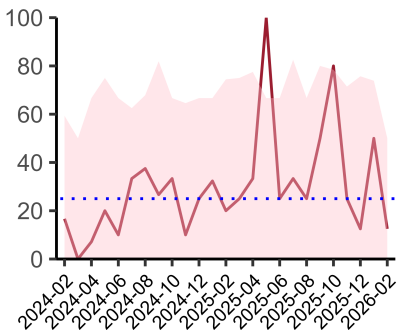
National mean 64%
Number of patients included 50
Data completeness 100%



Consultant surgeon and anaesthetist present in theatre when risk of death \geq 5%
01 December 2025 - 28 February 2026

Consultant Anaesthetist & Consultant Surgeon in theatre (risk of death \geq 5%)

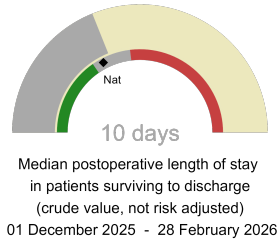
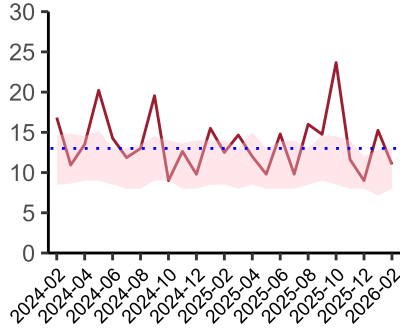
National mean 80%
Number of patients included 41
Data completeness 80%



Perioperative assessment by a care of the older person specialist
01 December 2025 - 28 February 2026

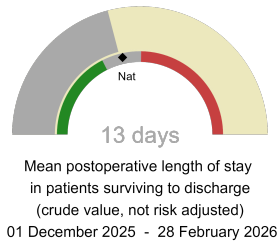
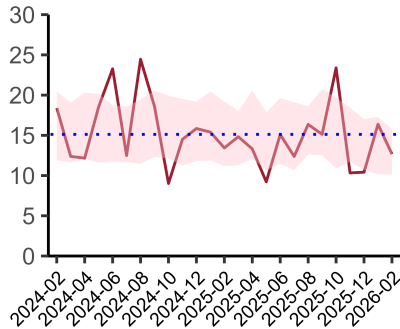
Perioperative Assessment by a member of the geriatrician-led multidisciplinary team for patient aged 65 or over and frail (CFS \geq 5) or 80+

National mean 31%
Number of patients included 15
Data completeness 75%



Median postoperative Length of Stay

National median 9 days
Number of patients included 41
Data completeness 93%



Mean postoperative Length of Stay

National mean 14 days
Number of patients included 41
Data completeness 93%

Risk-Adjusted Mortality



Number of patients included 42 | 30-day risk-adjusted mortality rate 1.6% | National 30-day mortality rate 7.1%

Integrated Care Board

NHS Hampshire And Isle Of Wight Integrated Care Board ICB comprises Basingstoke and North Hampshire Hospital, Southampton General Hospital, St Mary's Hospital - IOW, Royal Hampshire County Hospital, Queen Alexandra Hospital.