

Explanatory Notes

All cases admitted to hospital between 01 April 2024 and 30 September 2024 have been included. Only cases where the necessary data are available have been included in the denominator for each individual analysis.

The results for process measures for which fewer than 10 cases have available data will not be reported. Instead value will be marked as 'Insufficient data'.

At ICB level, runcharts are compared to national quartiles.

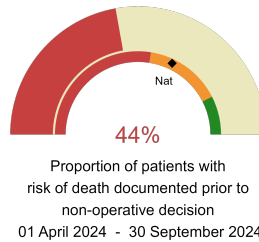
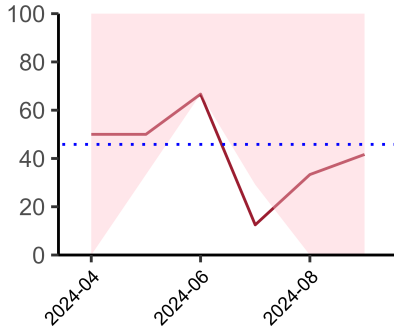


NHS West Yorkshire Integrated Care Board

2024-25 Reporting Period 1: 01 April 2024 - 30 September 2024

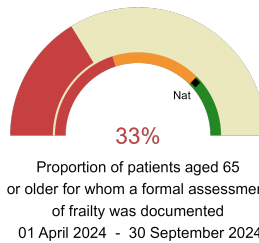
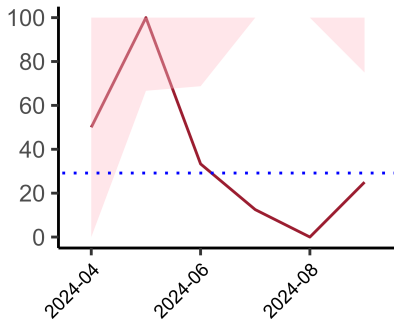
These plots represent patients who did NOT have an emergency laparotomy during Year 2024-25 Reporting Period 1 of NELA data collection. This version will be made publicly available via the NELA website. Feedback from participating hospitals is welcome.

NELA process and outcome measures



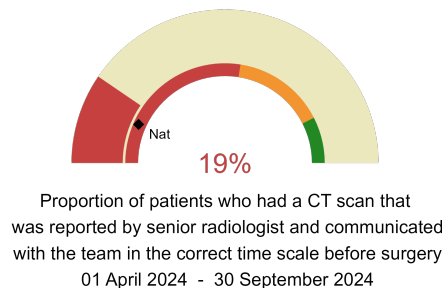
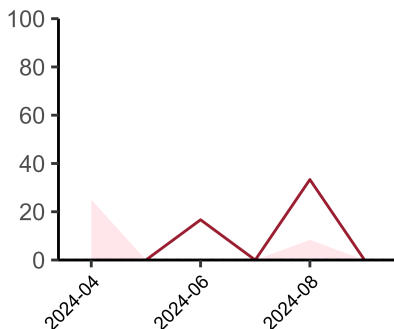
Risk documented prior to non-operative decision.

National mean 64%
Number of patients included 27
Data completeness 100%



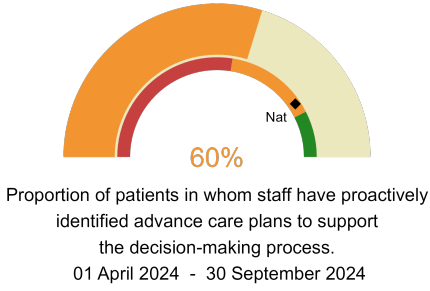
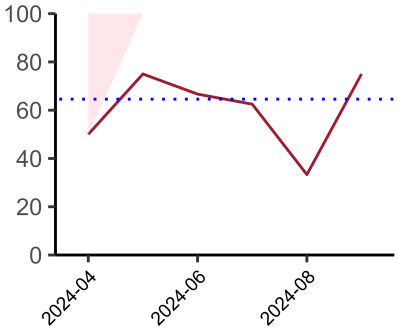
Formal assessment of frailty documented.

National mean 76%
Number of patients included 26
Data completeness 60%



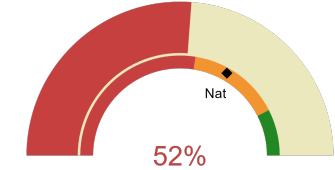
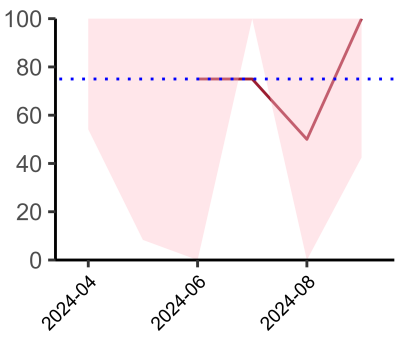
CT reported by a senior radiologist (ST3+) and communicated with the team in the correct time scale.

National mean 13%
Number of patients included 20
Data completeness 67%



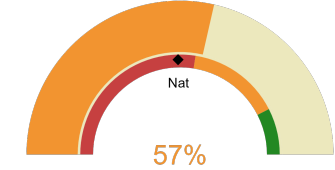
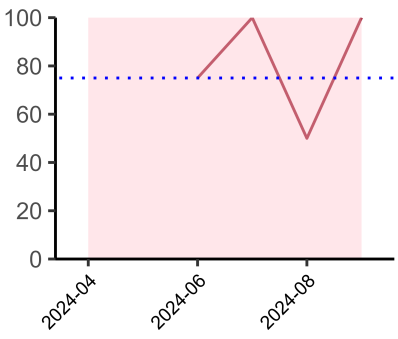
Proportion of patients in whom staff have proactively identified advance care plans to support the decision-making process.
01 April 2024 - 30 September 2024

Advance care plans to support the decision-making process.
National mean 81%
Number of patients included 27
Data completeness 60%



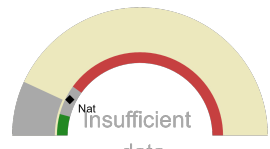
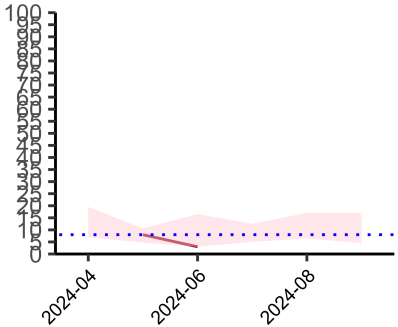
Proportion of patients who were recognised to be dying who have an individualised end-of-life care plan documented
01 April 2024 - 30 September 2024

Individualised end-of-life care plan documented for patients recognised to be dying.
National mean 67%
Number of patients included 10
Data completeness 56%



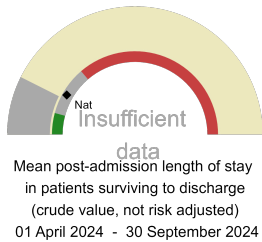
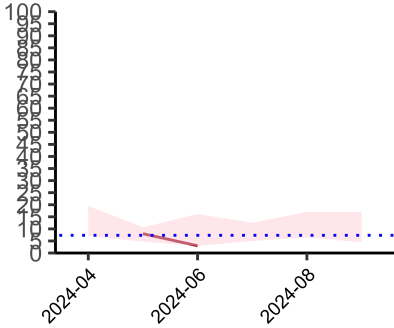
Proportion of patients who died in hospital, who received direct input by member of a palliative care team Numerator
01 April 2024 - 30 September 2024

Direct input by a member of a palliative care team for patients who have died in hospital.
National mean 49%
Number of patients included 10
Data completeness 56%

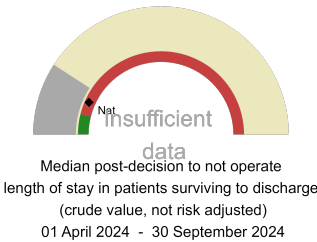
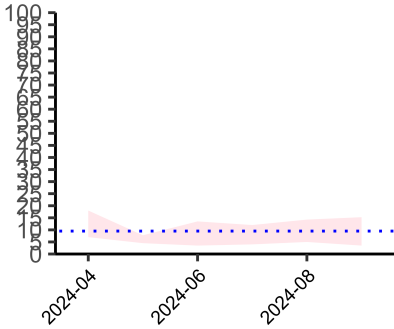


Median post-admission length of stay in patients surviving to discharge (crude value, not risk adjusted)
01 April 2024 - 30 September 2024

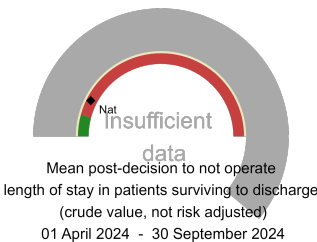
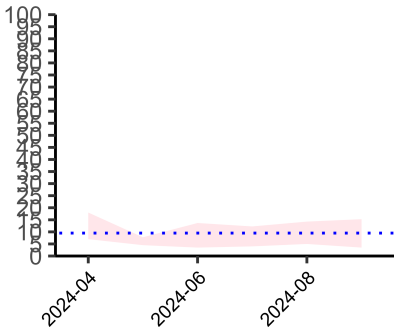
Median post-admission length of stay
National median 9 days
Number of patients included 6
Data completeness 100%



Mean post-admission length of stay
National mean 10 days
Number of patients included 6
Data completeness 100%



Median post-decision to not operate length of stay
National median 8 days
Number of patients included 3
Data completeness 62%



Mean post-decision to not operate length of stay
National mean 9 days
Number of patients included 3
Data completeness 62%

Integrated Care Board

NHS West Yorkshire Integrated Care Board ICB comprises Bradford Royal Infirmary, Huddersfield Royal Infirmary, Pinderfields Hospital, St James’s University Hospital.