

Explanatory Notes

All cases admitted to hospital between 01 October 2025 and 31 December 2025 have been included. Only cases where the necessary data are available have been included in the denominator for each individual analysis.

The results for process measures for which fewer than 10 cases have available data will not be reported. Instead value will be marked as 'Insufficient data'.

For this report runcharts are compared to national quartiles.

For better insight to how these standards have been structured, please refer to the **NELA standards document**.

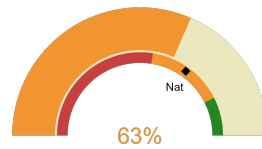


NHS Buckinghamshire, Oxfordshire And Berkshire West Integrated Care

2025-26 Reporting Period 9: 01 October 2025 - 31 December 2025

These plots represent patients having an emergency laparotomy during Year 2025-26 Reporting Period 9 of NELA data collection.

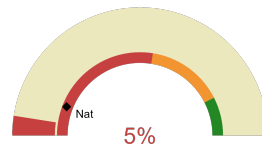
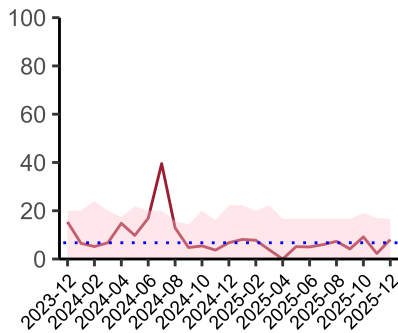
NELA process and outcome measures



Estimated case ascertainment
01 October 2025 - 31 December 2025

**Estimated Case Ascertainment
(Based on HES Data)**

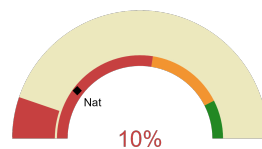
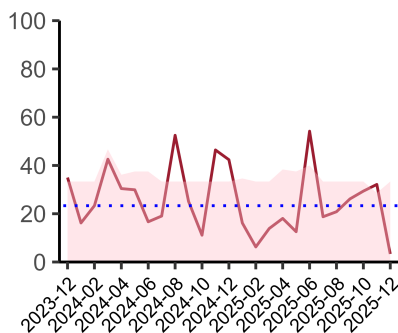
Expected number of cases 204
Total cases entered 175
Cases locked 168
Cases unlocked 7



Proportion of patients who had a CT scan that was reported by senior radiologist and communicated with the team in the correct time scale before surgery
01 October 2025 - 31 December 2025

CT reported by a senior radiologist (ST3+) and communicated with the team in the correct time scale before surgery.

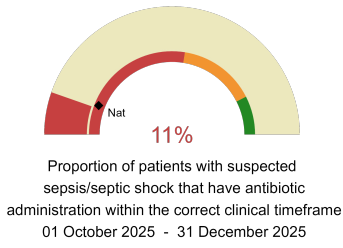
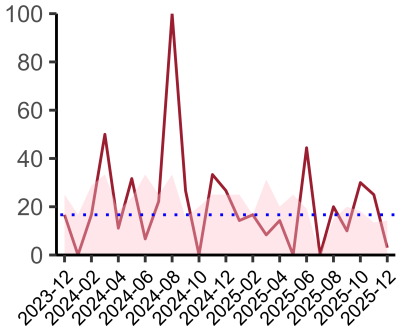
National mean 12%
Number of patients included 134
Data completeness 100%



Proportion of patients with suspected sepsis/septic shock or infection that have antibiotic administration within the correct clinical timeframe
01 October 2025 - 31 December 2025

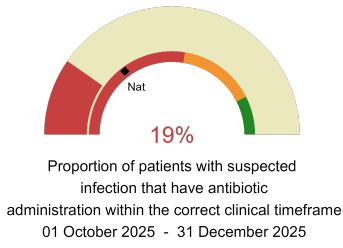
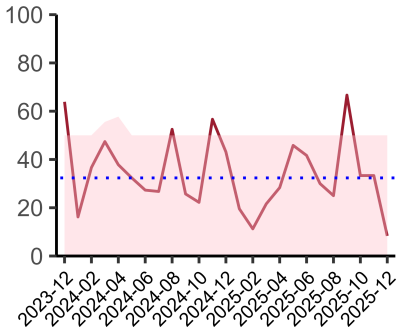
Combined Infection management standard - antibiotic administration within the correct clinical timeframe

National mean 21%
Number of patients included 66
Data completeness 88%



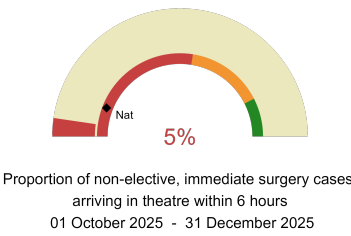
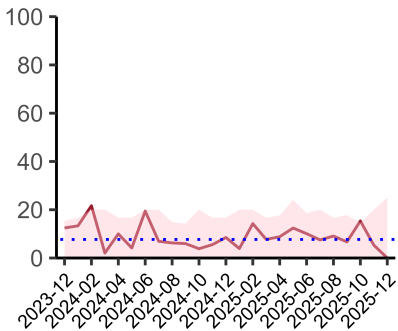
Sepsis/septic shock - antibiotic administration within the correct clinical timeframe

National mean 12%
Number of patients included 44
Data completeness 75%



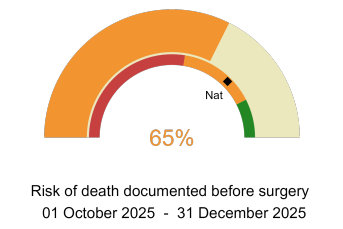
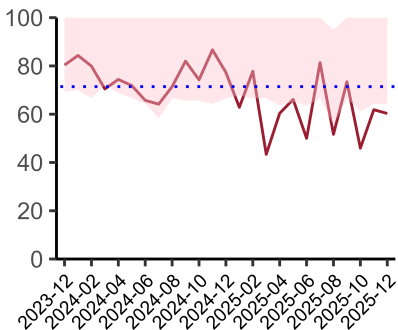
Infection - antibiotic administration within the correct clinical timeframe

National mean 30%
Number of patients included 22
Data completeness 31%



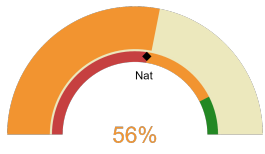
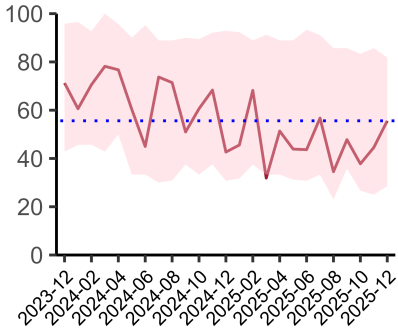
Timeliness - proportion of patients arriving in theatre according to correct clinical timeframe.

National mean 12%
Number of patients included 105
Data completeness 100%



Risk documented before surgery

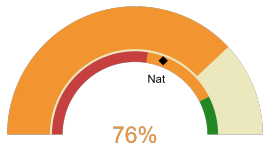
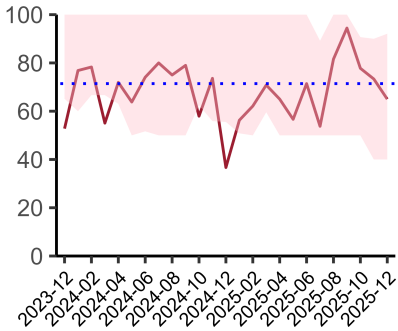
National mean 75%
Number of patients included 175
Data completeness 100%



Risk of death documented after surgery
01 October 2025 - 31 December 2025

Risk documented after surgery

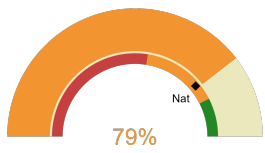
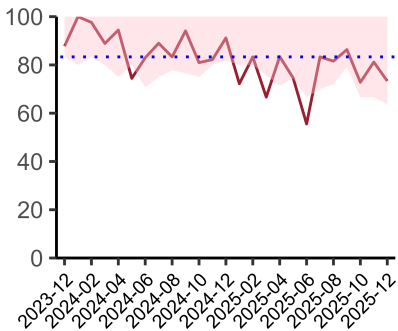
National mean 55%
Number of patients included 175
Data completeness 100%



Admitted to critical care following surgery when the risk of death ≥ 5% (Excludes patients who died in theatre or with a decision to palliate)
01 October 2025 - 31 December 2025

Admitted to Critical Care (risk of death ≥ 5%)

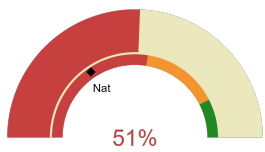
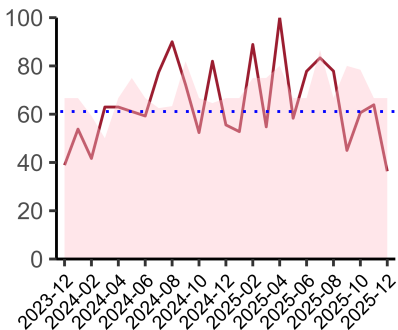
National mean 62%
Number of patients included 76
Data completeness 100%



Consultant surgeon and anaesthetist present in theatre when risk of death ≥ 5%
01 October 2025 - 31 December 2025

Consultant Anaesthetist & Consultant Surgeon in theatre (risk of death ≥ 5%)

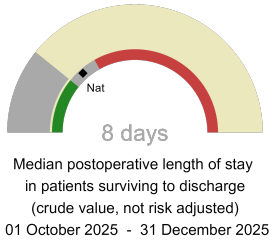
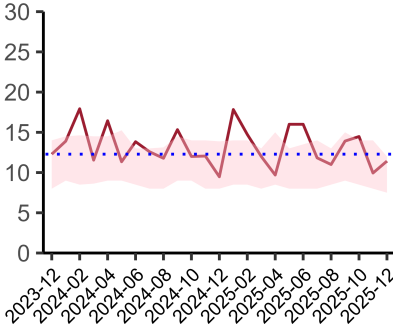
National mean 78%
Number of patients included 75
Data completeness 74%



Perioperative assessment by a care of the older person specialist
01 October 2025 - 31 December 2025

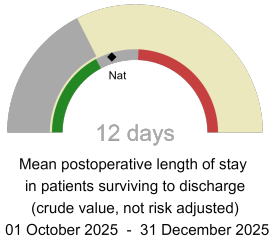
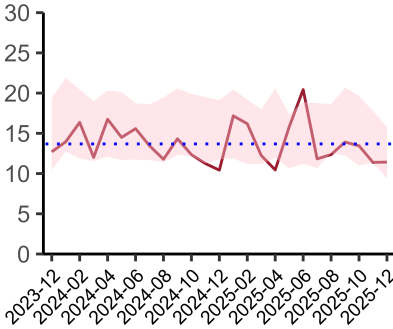
Perioperative Assessment by a member of the geriatrician-led multidisciplinary team for patient aged 65 or over and frail (CFS ≥ 5) or 80+

National mean 31%
Number of patients included 43
Data completeness 83%



Median postoperative Length of Stay

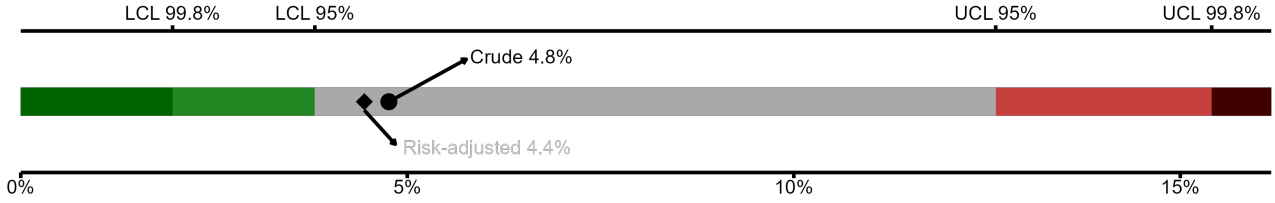
National median 10 days
Number of patients included 160
Data completeness 99%



Mean postoperative Length of Stay

National mean 14 days
Number of patients included 160
Data completeness 99%

Risk-Adjusted Mortality



Number of patients included 168 | 30-day risk-adjusted mortality rate 4.4% | National 30-day mortality rate 8%

Integrated Care Board

NHS Buckinghamshire, Oxfordshire And Berkshire West Integrated Care Board ICB comprises Stoke Mandeville Hospital, John Radcliffe Hospital, Churchill Hospital, Royal Berkshire Hospital.