

Explanatory Notes

All cases admitted to hospital between 01 August 2025 and 31 October 2025 have been included. Only cases where the necessary data are available have been included in the denominator for each individual analysis.

The results for process measures for which fewer than 10 cases have available data will not be reported. Instead value will be marked as 'Insufficient data'.

For this report runcharts are compared to national quartiles.

For better insight to how these standards have been structured, please refer to the **NELA standards document**.

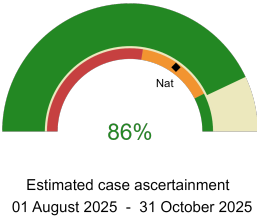


NHS Cambridgeshire And Peterborough Integrated Care Board

2025-26 Reporting Period 7: 01 August 2025 - 31 October 2025

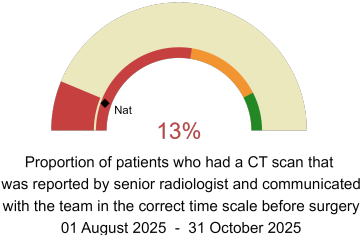
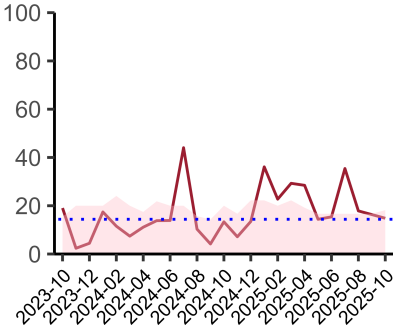
These plots represent patients having an emergency laparotomy during Year 2025-26 Reporting Period 7 of NELA data collection.

NELA process and outcome measures



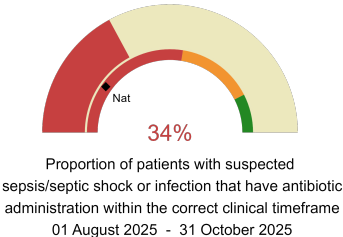
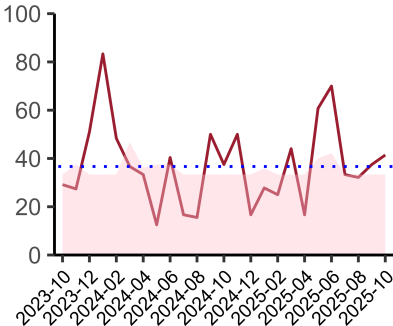
Estimated Case Ascertainment (Based on HES Data)

Expected number of cases 136
Total cases entered 122
Cases locked 95
Cases unlocked 27



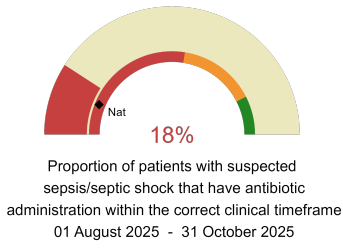
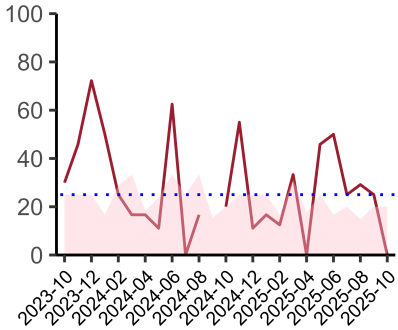
CT reported by a senior radiologist (ST3+) and communicated with the team in the correct time scale before surgery.

National mean 11%
Number of patients included 67
Data completeness 100%



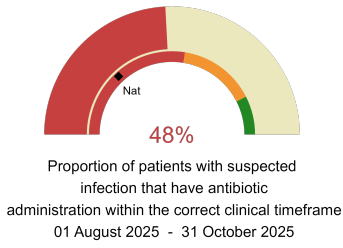
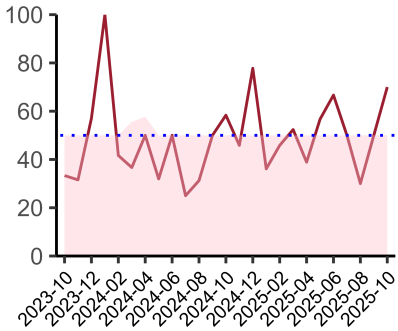
Combined Infection management standard - antibiotic administration within the correct clinical timeframe

National mean 20%
Number of patients included 38
Data completeness 62%



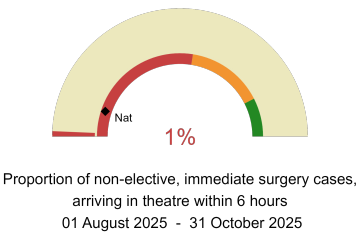
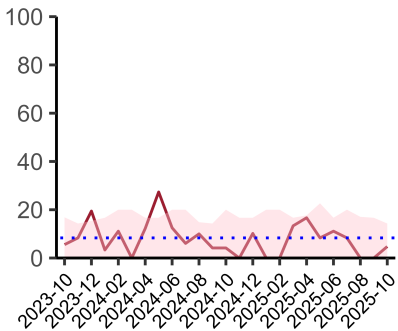
Sepsis/septic shock - antibiotic administration within the correct clinical timeframe

National mean 12%
Number of patients included 16
Data completeness 57%



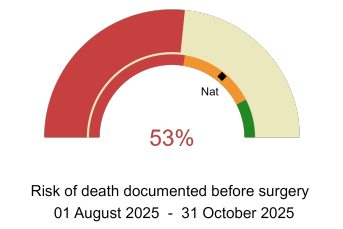
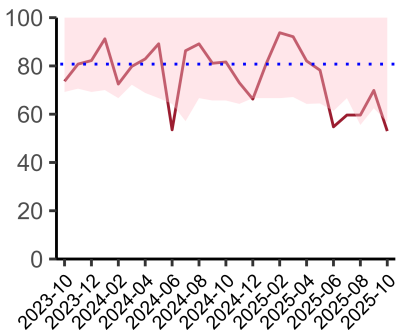
Infection - antibiotic administration within the correct clinical timeframe

National mean 26%
Number of patients included 22
Data completeness 36%



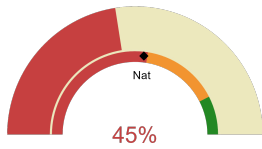
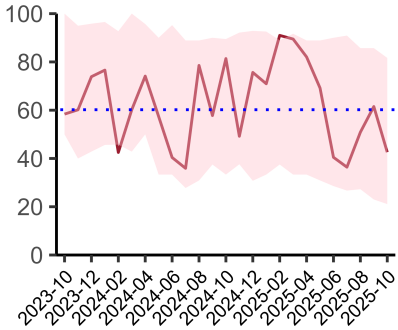
Timeliness - proportion of patients arriving in theatre according to correct clinical timeframe.

National mean 10%
Number of patients included 52
Data completeness 100%



Risk documented before surgery

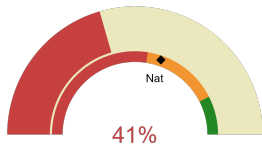
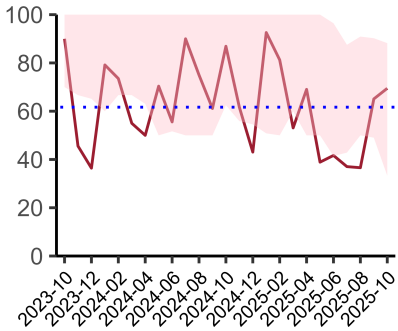
National mean 72%
Number of patients included 122
Data completeness 100%



Risk of death documented after surgery
01 August 2025 - 31 October 2025

Risk documented after surgery

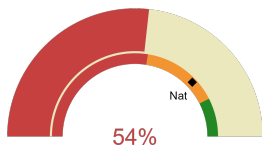
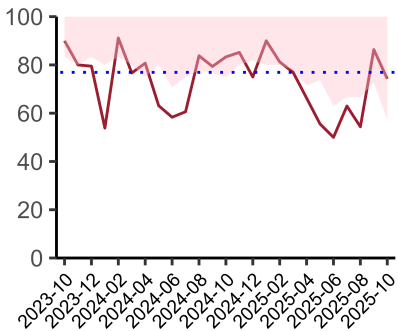
National mean 54%
Number of patients included 122
Data completeness 100%



Admitted to critical care following surgery when the risk of death ≥ 5% (Excludes patients who died in theatre or with a decision to palliate)
01 August 2025 - 31 October 2025

Admitted to Critical Care (risk of death ≥ 5%)

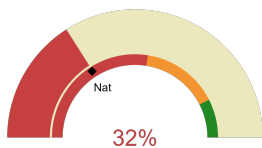
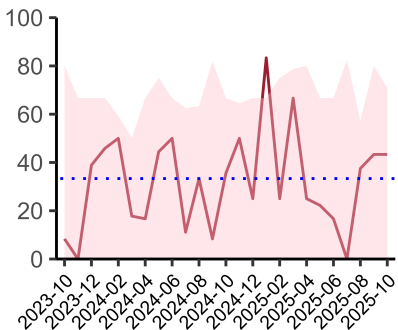
National mean 61%
Number of patients included 75
Data completeness 100%



Consultant surgeon and anaesthetist present in theatre when risk of death ≥ 5%
01 August 2025 - 31 October 2025

Consultant Anaesthetist & Consultant Surgeon in theatre (risk of death ≥ 5%)

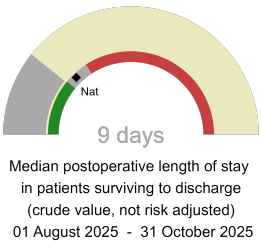
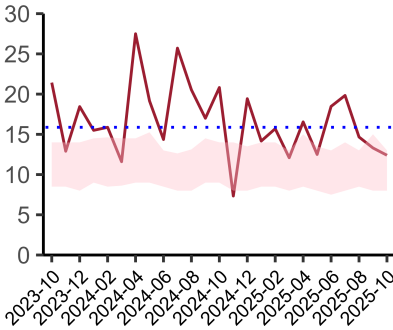
National mean 76%
Number of patients included 77
Data completeness 78%



Perioperative assessment by a care of the older person specialist
01 August 2025 - 31 October 2025

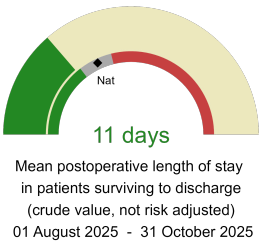
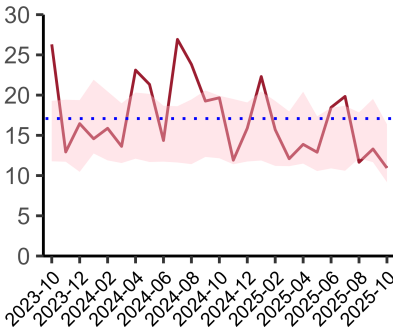
Perioperative Assessment by a member of the geriatrician-led multidisciplinary team for patient aged 65 or over and frail (CFS ≥ 5) or 80+

National mean 32%
Number of patients included 32
Data completeness 65%



Median postoperative Length of Stay

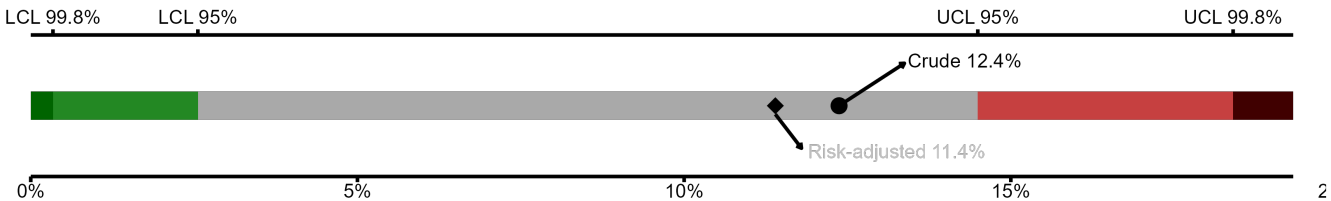
National median 10 days
Number of patients included 84
Data completeness 99%



Mean postoperative Length of Stay

National mean 15 days
Number of patients included 84
Data completeness 99%

Risk-Adjusted Mortality



Number of patients included 97 | 30-day risk-adjusted mortality rate 11.4% | National 30-day mortality rate 8.2%

Integrated Care Board

NHS Cambridgeshire And Peterborough Integrated Care Board ICB comprises Hinchingsbrooke Hospital, Addenbrookes Hospital, Peterborough City Hospital.