

**Explanatory Notes**

All cases admitted to hospital between 01 December 2025 and 28 February 2026 have been included. Only cases where the necessary data are available have been included in the denominator for each individual analysis.

The results for process measures for which fewer than 10 cases have available data will not be reported. Instead value will be marked as 'Insufficient data'.

For this report runcharts are compared to national quartiles.

For better insight to how these standards have been structured, please refer to the **NELA standards document**.

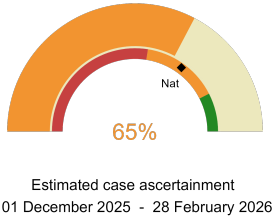


**NHS North West London Integrated Care Board**

**2025-26 Reporting Period 11: 01 December 2025 - 28 February 2026**

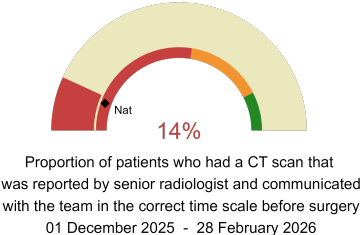
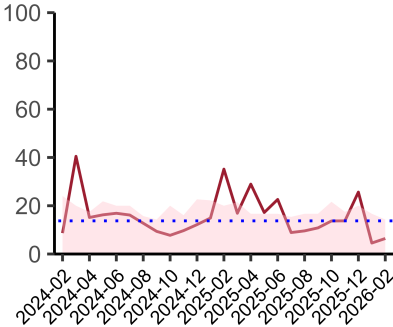
These plots represent patients having an emergency laparotomy during Year 2025-26 Reporting Period 11 of NELA data collection.

**NELA process and outcome measures**



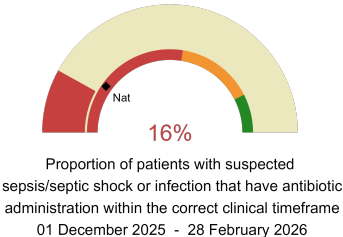
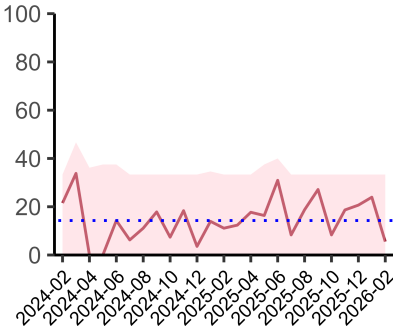
**Estimated Case Ascertainment (Based on HES Data)**

Expected number of cases 185  
Total cases entered 145  
Cases locked 81  
Cases unlocked 64



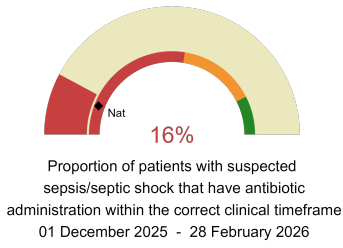
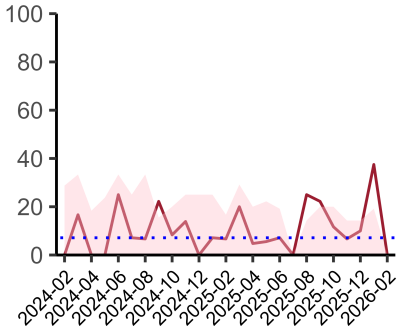
**CT reported by a senior radiologist (ST3+) and communicated with the team in the correct time scale before surgery.**

National mean 11%  
Number of patients included 109  
Data completeness 100%



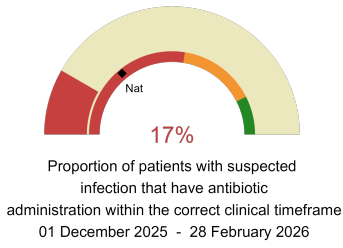
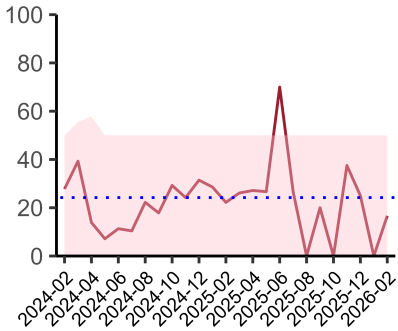
**Combined Infection management standard - antibiotic administration within the correct clinical timeframe**

National mean 20%  
Number of patients included 51  
Data completeness 87%



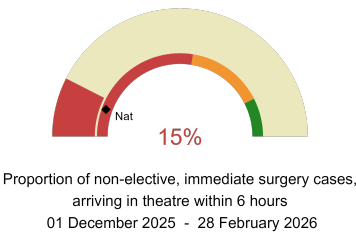
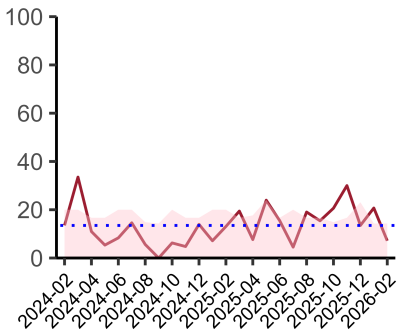
**Sepsis/septic shock - antibiotic administration within the correct clinical timeframe**

National mean 12%  
Number of patients included 35  
Data completeness 86%



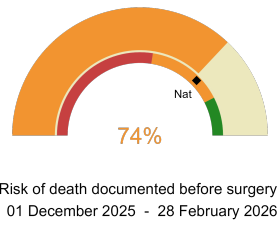
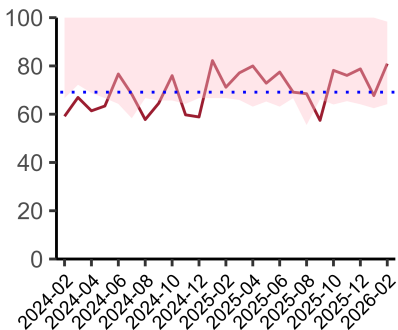
**Infection - antibiotic administration within the correct clinical timeframe**

National mean 28%  
Number of patients included 16  
Data completeness 26%



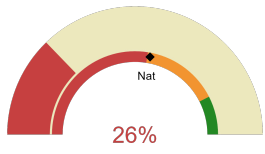
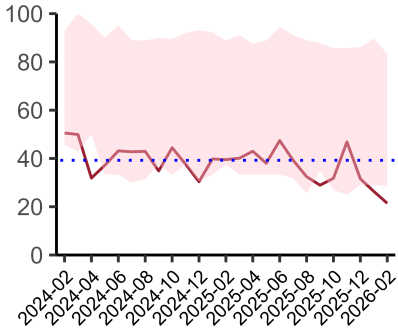
**Timeliness - proportion of patients arriving in theatre according to correct clinical timeframe.**

National mean 11%  
Number of patients included 70  
Data completeness 100%



**Risk documented before surgery**

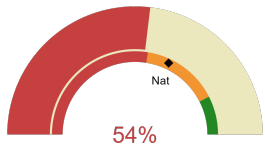
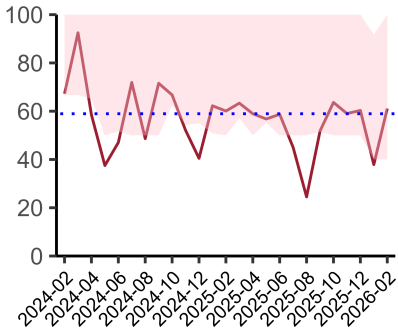
National mean 75%  
Number of patients included 145  
Data completeness 100%



Risk of death documented after surgery  
01 December 2025 - 28 February 2026

**Risk documented after surgery**

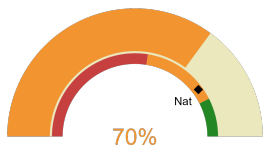
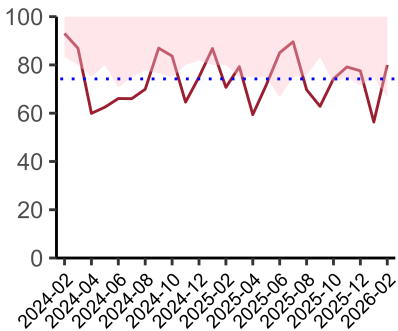
National mean 56%  
Number of patients included 145  
Data completeness 100%



Admitted to critical care following surgery when the risk of death  $\geq$  5% (Excludes patients who died in theatre or with a decision to palliate)  
01 December 2025 - 28 February 2026

**Admitted to Critical Care (risk of death  $\geq$  5%)**

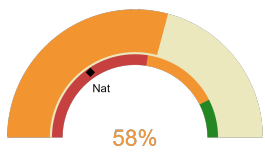
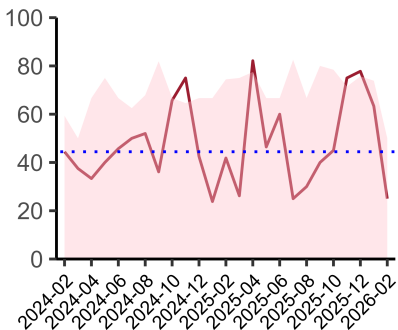
National mean 64%  
Number of patients included 83  
Data completeness 100%



Consultant surgeon and anaesthetist present in theatre when risk of death  $\geq$  5%  
01 December 2025 - 28 February 2026

**Consultant Anaesthetist & Consultant Surgeon in theatre (risk of death  $\geq$  5%)**

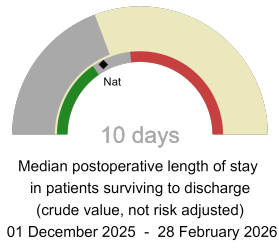
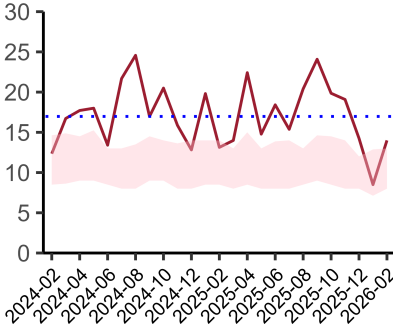
National mean 80%  
Number of patients included 65  
Data completeness 71%



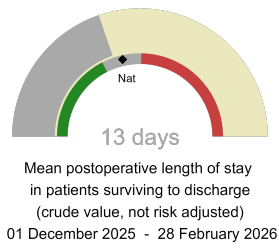
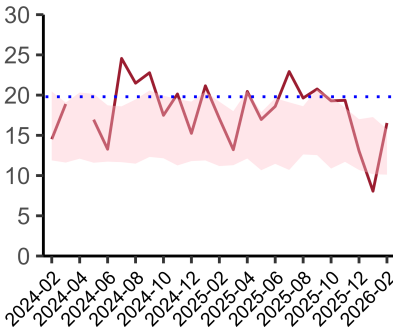
Perioperative assessment by a care of the older person specialist  
01 December 2025 - 28 February 2026

**Perioperative Assessment by a member of the geriatrician-led multidisciplinary team for patient aged 65 or over and frail (CFS  $\geq$  5) or 80+**

National mean 31%  
Number of patients included 26  
Data completeness 86%

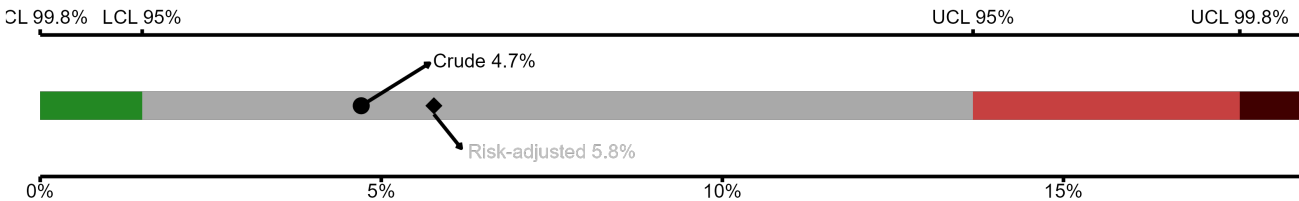


**Median postoperative Length of Stay**  
National median 9 days  
Number of patients included 81  
Data completeness 94%



**Mean postoperative Length of Stay**  
National mean 14 days  
Number of patients included 81  
Data completeness 94%

**Risk-Adjusted Mortality**



Number of patients included 85 | 30-day risk-adjusted mortality rate 5.8% | National 30-day mortality rate 7.1%

**Integrated Care Board**

NHS North West London Integrated Care Board ICB comprises St Mary’s Hospital, Hillingdon Hospital, West Middlesex University Hospital, Northwick Park/St Marks Hospital, Hammersmith Hospital, Chelsea and Westminster Hospital, Charing Cross, Ealing Hospital.