

## Explanatory Notes

All cases admitted to hospital between 01 November 2024 and 30 April 2025 have been included. Only cases where the necessary data are available have been included in the denominator for each individual analysis.

The results for process measures for which fewer than 10 cases have available data will not be reported. Instead value will be marked as 'Insufficient data'.

At ICB level, runcharts are compared to national quartiles.

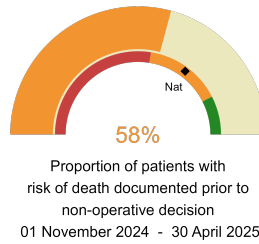
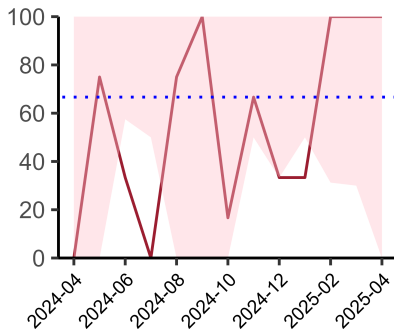


**NHS North West London Integrated Care Board**

**2025-26 Reporting Period 1: 01 November 2024 - 30 April 2025**

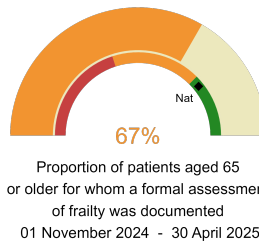
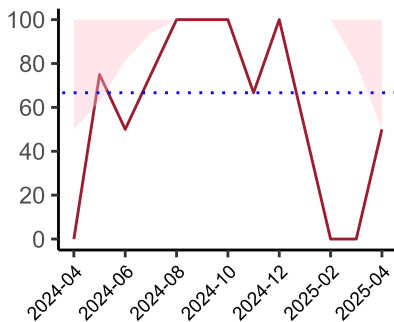
These plots represent patients who did NOT have an emergency laparotomy during Year 2025-26 Reporting Period 1 of NELA data collection. This version will be made publicly available via the NELA website. Feedback from participating hospitals is welcome.

**NELA process and outcome measures**



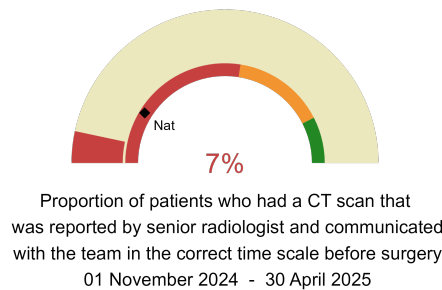
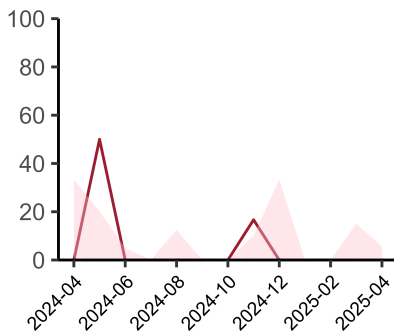
**Risk documented prior to non-operative decision.**

National mean 70%  
Number of patients included 18  
Data completeness 100%



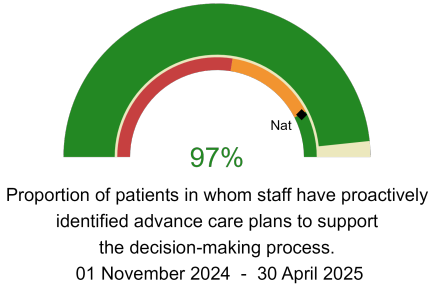
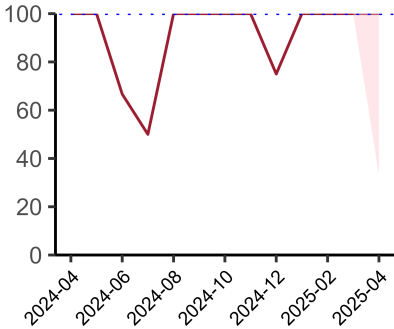
**Formal assessment of frailty documented.**

National mean 78%  
Number of patients included 17  
Data completeness 100%



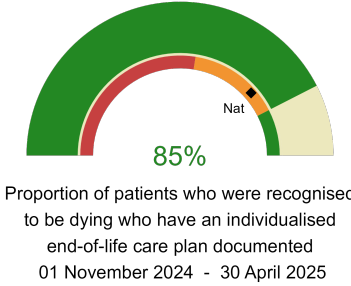
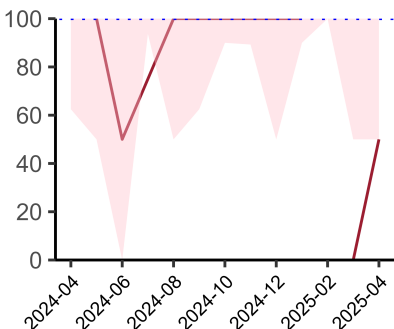
**CT reported by a senior radiologist (ST3+) and communicated with the team in the correct time scale.**

National mean 18%  
Number of patients included 18  
Data completeness 77%



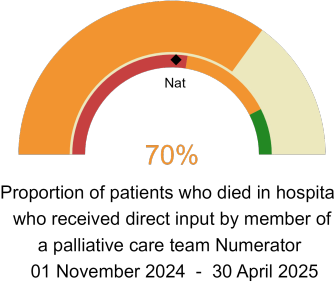
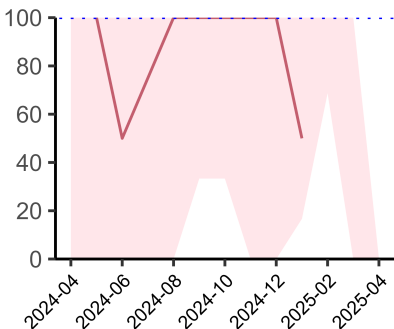
**Advance care plans to support the decision-making process.**

National mean 85%  
Number of patients included 18  
Data completeness 100%



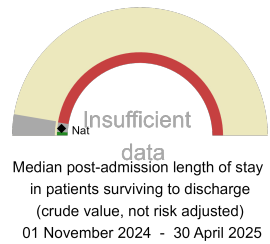
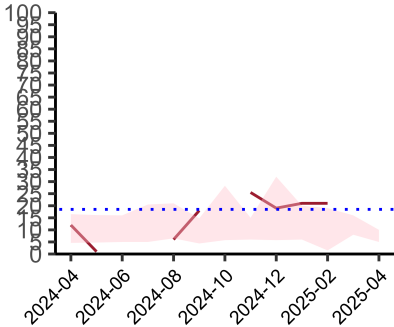
**Individualised end-of-life care plan documented for patients recognised to be dying.**

National mean 77%  
Number of patients included 11  
Data completeness 100%



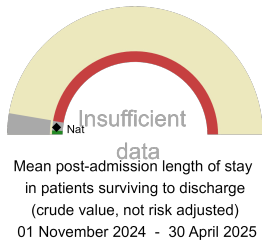
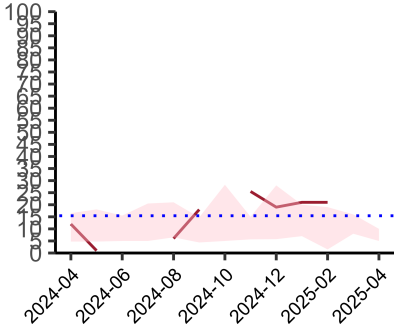
**Direct input by a member of a palliative care team for patients who have died in hospital.**

National mean 51%  
Number of patients included 11  
Data completeness 100%



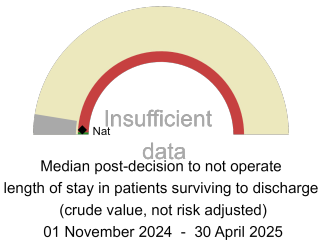
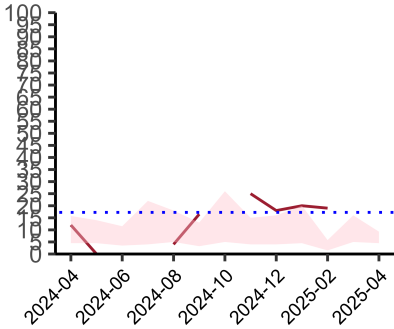
**Median post-admission length of stay**

National median 11 days  
Number of patients included 7  
Data completeness 100%



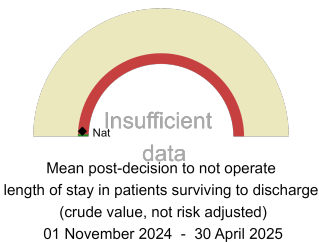
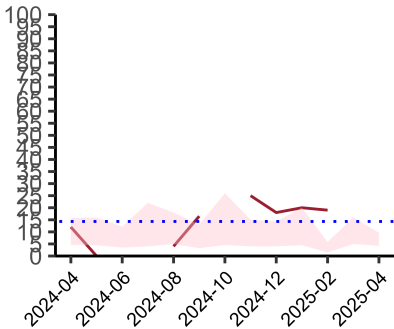
**Mean post-admission length of stay**

National mean 11 days  
Number of patients included 7  
Data completeness 100%



**Median post-decision to not operate length of stay**

National median 7 days  
Number of patients included 7  
Data completeness 100%



**Mean post-decision to not operate length of stay**

National mean 8 days  
Number of patients included 7  
Data completeness 100%

**Integrated Care Board**

NHS North West London Integrated Care Board ICB comprises St Mary’s Hospital, Hillingdon Hospital, Northwick Park/St Marks Hospital, Chelsea and Westminster Hospital, Charing Cross, Ealing Hospital.