

Explanatory Notes

All cases admitted to hospital between 01 December 2025 and 28 February 2026 have been included. Only cases where the necessary data are available have been included in the denominator for each individual analysis.

The results for process measures for which fewer than 10 cases have available data will not be reported. Instead value will be marked as 'Insufficient data'.

For this report runcharts are compared to national quartiles.

For better insight to how these standards have been structured, please refer to the **NELA standards document**.

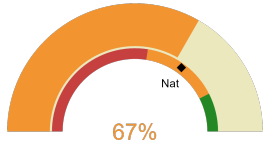


NHS Suffolk And North East Essex Integrated Care Board

2025-26 Reporting Period 11: 01 December 2025 - 28 February 2026

These plots represent patients having an emergency laparotomy during Year 2025-26 Reporting Period 11 of NELA data collection.

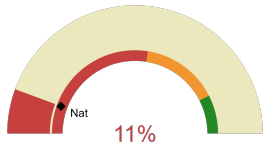
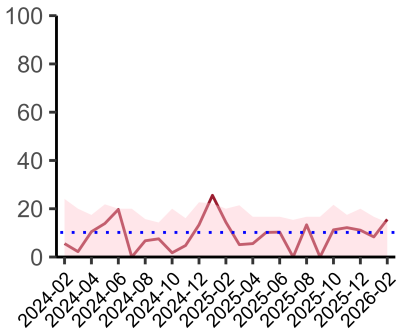
NELA process and outcome measures



Estimated case ascertainment
01 December 2025 - 28 February 2026

**Estimated Case Ascertainment
(Based on HES Data)**

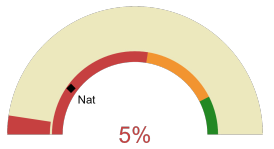
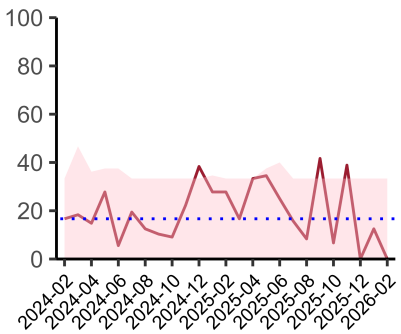
Expected number of cases 147
Total cases entered 100
Cases locked 82
Cases unlocked 18



Proportion of patients who had a CT scan that was reported by senior radiologist and communicated with the team in the correct time scale before surgery
01 December 2025 - 28 February 2026

CT reported by a senior radiologist (ST3+) and communicated with the team in the correct time scale before surgery.

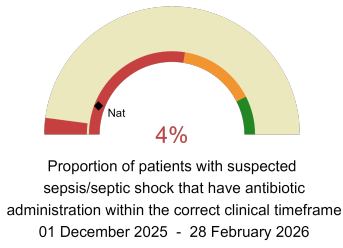
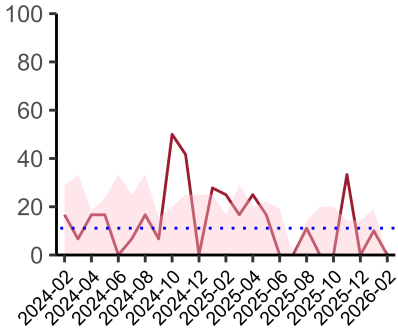
National mean 11%
Number of patients included 70
Data completeness 100%



Proportion of patients with suspected sepsis/septic shock or infection that have antibiotic administration within the correct clinical timeframe
01 December 2025 - 28 February 2026

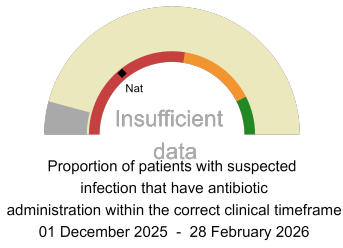
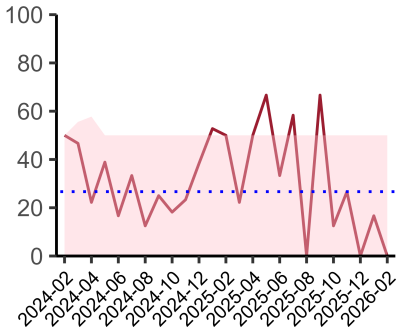
Combined Infection management standard - antibiotic administration within the correct clinical timeframe

National mean 20%
Number of patients included 23
Data completeness 64%



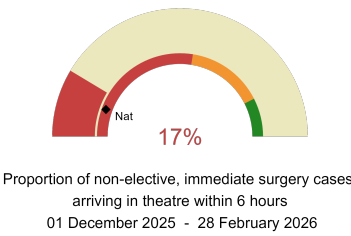
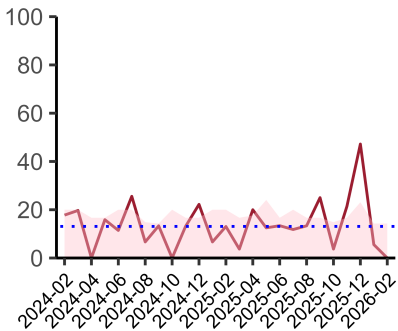
Sepsis/septic shock - antibiotic administration within the correct clinical timeframe

National mean 12%
Number of patients included 15
Data completeness 59%



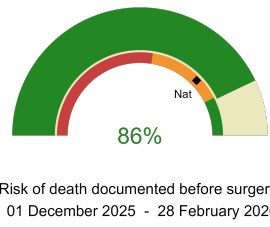
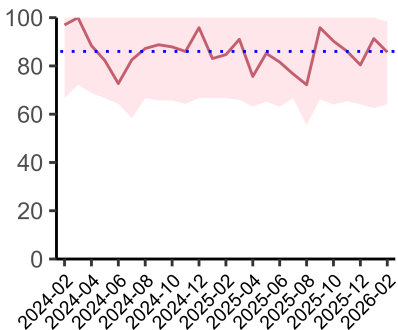
Infection - antibiotic administration within the correct clinical timeframe

National mean 28%
Number of patients included 8
Data completeness 17%



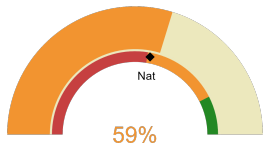
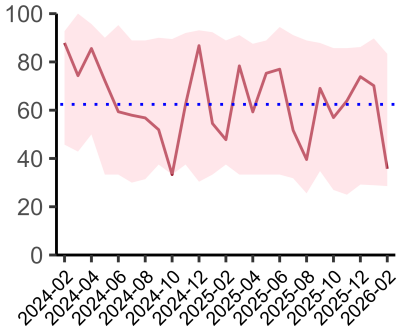
Timeliness - proportion of patients arriving in theatre according to correct clinical timeframe.

National mean 11%
Number of patients included 44
Data completeness 100%



Risk documented before surgery

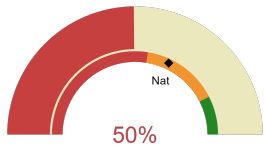
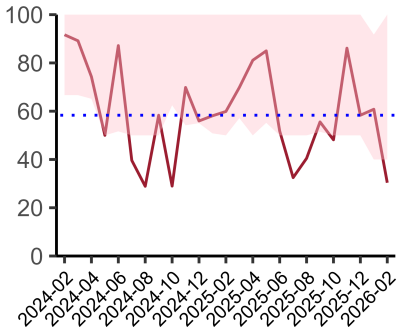
National mean 75%
Number of patients included 100
Data completeness 100%



Risk of death documented after surgery
01 December 2025 - 28 February 2026

Risk documented after surgery

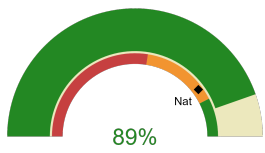
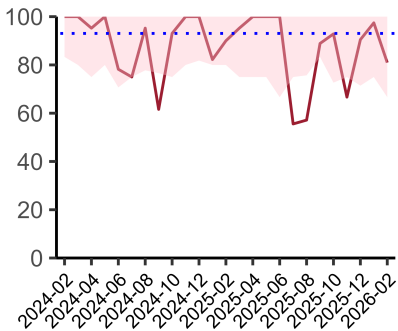
National mean 56%
Number of patients included 100
Data completeness 100%



Admitted to critical care following surgery when the risk of death ≥ 5% (Excludes patients who died in theatre or with a decision to palliate)
01 December 2025 - 28 February 2026

Admitted to Critical Care (risk of death ≥ 5%)

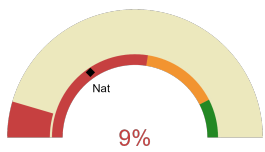
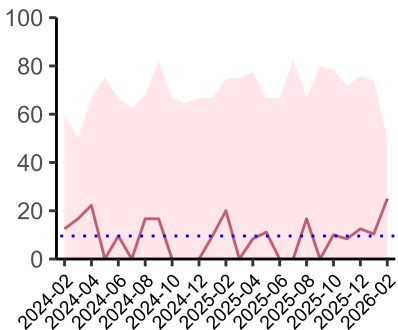
National mean 64%
Number of patients included 54
Data completeness 100%



Consultant surgeon and anaesthetist present in theatre when risk of death ≥ 5%
01 December 2025 - 28 February 2026

Consultant Anaesthetist & Consultant Surgeon in theatre (risk of death ≥ 5%)

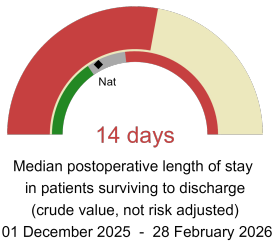
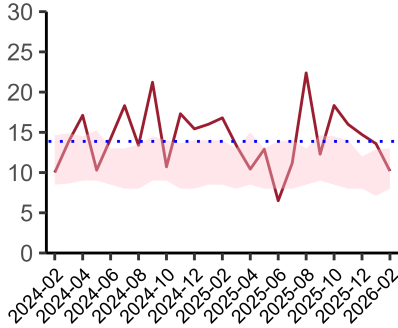
National mean 80%
Number of patients included 51
Data completeness 89%



Perioperative assessment by a care of the older person specialist
01 December 2025 - 28 February 2026

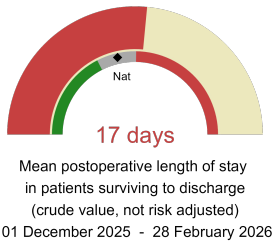
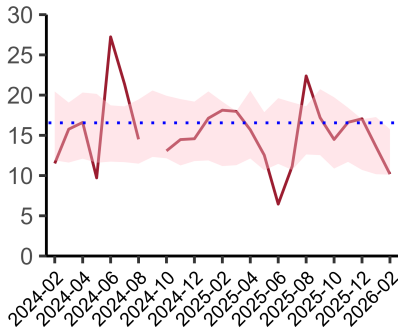
Perioperative Assessment by a member of the geriatrician-led multidisciplinary team for patient aged 65 or over and frail (CFS ≥ 5) or 80+

National mean 31%
Number of patients included 32
Data completeness 86%



Median postoperative Length of Stay

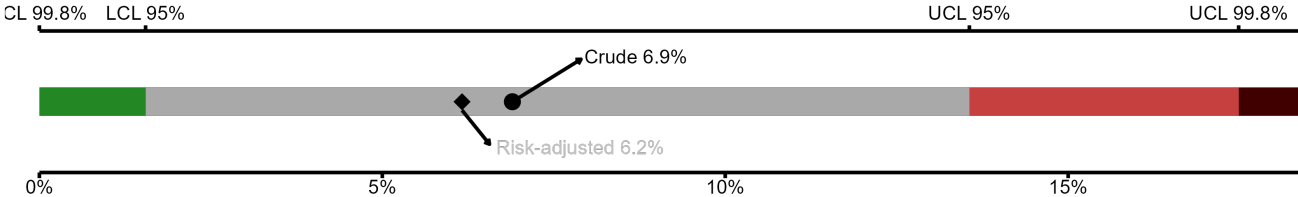
National median 9 days
Number of patients included 80
Data completeness 99%



Mean postoperative Length of Stay

National mean 14 days
Number of patients included 80
Data completeness 99%

Risk-Adjusted Mortality



Number of patients included 87 | 30-day risk-adjusted mortality rate 6.2% | National 30-day mortality rate 7.1%

Integrated Care Board

NHS Suffolk And North East Essex Integrated Care Board ICB comprises Ipswich Hospital, West Suffolk Hospital, Colchester General Hospital.