

## Explanatory Notes

All cases admitted to hospital between 01 January 2025 and 31 March 2025 have been included. Only cases where the necessary data are available have been included in the denominator for each individual analysis.

The results for process measures for which fewer than 10 cases have available data will not be reported. Instead value will be marked as 'Insufficient data'.

For this report runcharts are compared to national quartiles.

For better insight to how these standards have been structured, please refer to the **NELA standards document**.

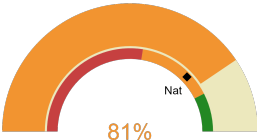


**NHS South Yorkshire Integrated Care Board**

**2024-25 Reporting Period 10: 01 January 2025 - 31 March 2025**

These plots represent patients having an emergency laparotomy during Year 2024-25 Reporting Period 10 of NELA data collection.

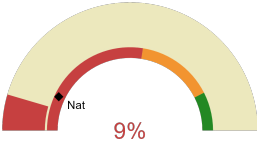
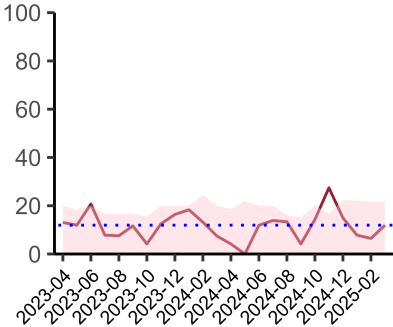
**NELA process and outcome measures**



Estimated case ascertainment  
01 January 2025 - 31 March 2025

**Estimated Case Ascertainment  
(Based on HES Data)**

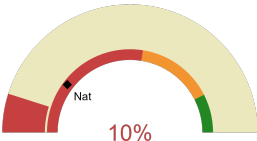
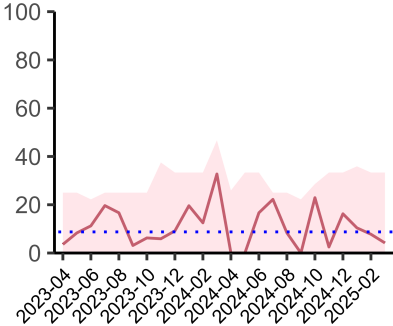
Expected number of cases 181  
Total cases entered 139  
Cases locked 131  
Cases unlocked 8



Proportion of patients who had a CT scan that was reported by senior radiologist and communicated with the team in the correct time scale before surgery  
01 January 2025 - 31 March 2025

**CT reported by a senior radiologist (ST3+) and communicated with the team in the correct time scale before surgery.**

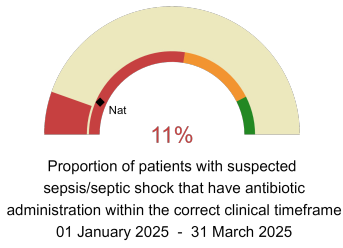
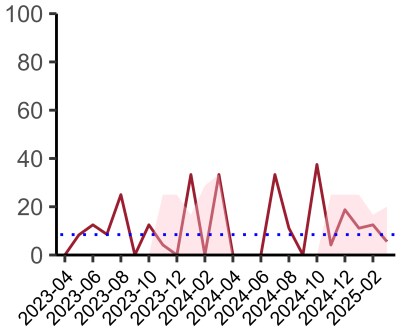
National mean 14%  
Number of patients included 95  
Data completeness 100%



Proportion of patients with suspected sepsis/septic shock or infection that have antibiotic administration within the correct clinical timeframe  
01 January 2025 - 31 March 2025

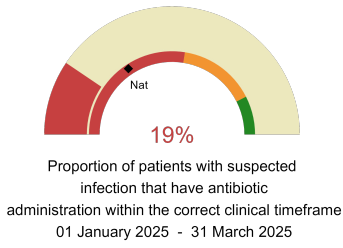
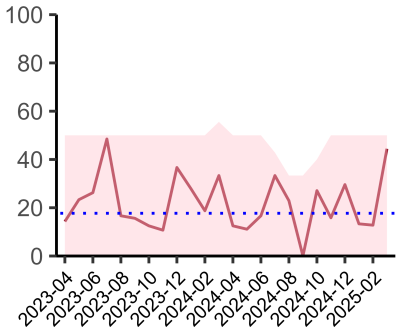
**Combined Infection management standard - antibiotic administration within the correct clinical timeframe**

National mean 21%  
Number of patients included 46  
Data completeness 95%



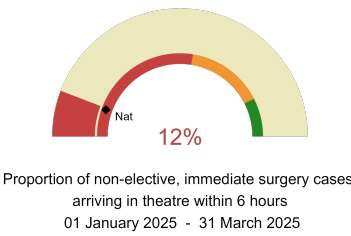
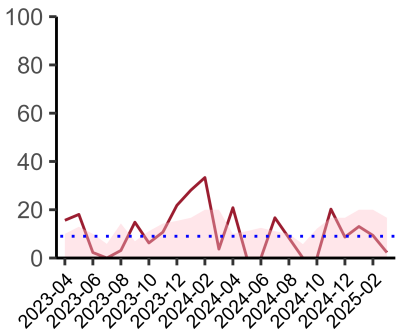
**Sepsis/septic shock - antibiotic administration within the correct clinical timeframe**

National mean 13%  
Number of patients included 26  
Data completeness 94%



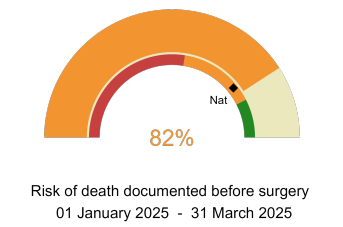
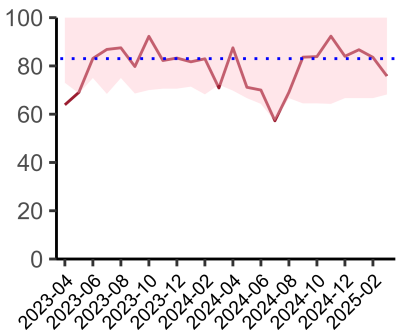
**Infection - antibiotic administration within the correct clinical timeframe**

National mean 31%  
Number of patients included 41  
Data completeness 94%



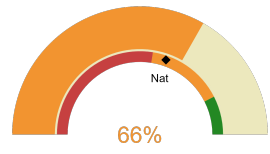
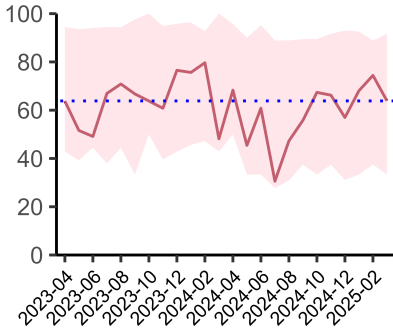
**Timeliness - proportion of patients arriving in theatre according to correct clinical timeframe.**

National mean 11%  
Number of patients included 74  
Data completeness 100%



**Risk documented before surgery**

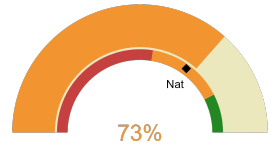
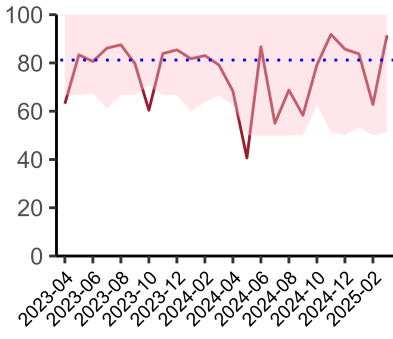
National mean 78%  
Number of patients included 139  
Data completeness 100%



Risk of death documented after surgery  
01 January 2025 - 31 March 2025

**Risk documented after surgery**

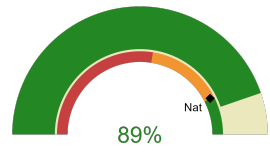
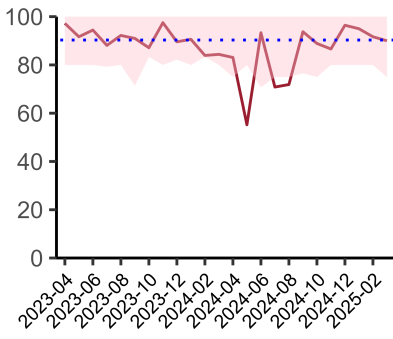
National mean 61%  
Number of patients included 139  
Data completeness 100%



Admitted to critical care following surgery when the risk of death  $\geq$  5% (Excludes patients who died in theatre or with a decision to palliate)  
01 January 2025 - 31 March 2025

**Admitted to Critical Care (risk of death  $\geq$  5%)**

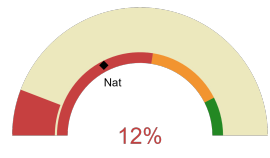
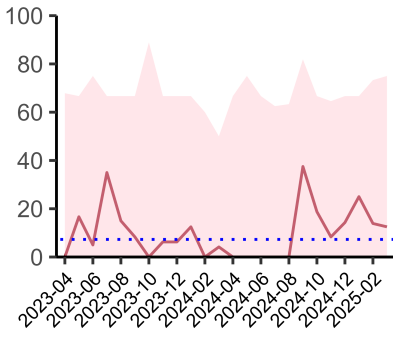
National mean 70%  
Number of patients included 61  
Data completeness 100%



Consultant surgeon and anaesthetist present in theatre when risk of death  $\geq$  5%  
01 January 2025 - 31 March 2025

**Consultant Anaesthetist & Consultant Surgeon in theatre (risk of death  $\geq$  5%)**

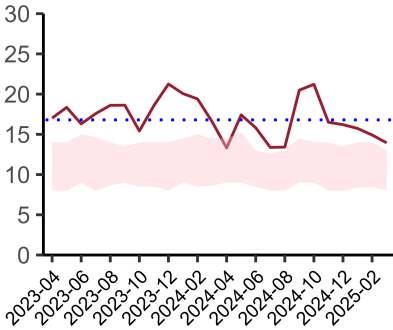
National mean 85%  
Number of patients included 61  
Data completeness 69%



Perioperative assessment by a care of the older person specialist  
01 January 2025 - 31 March 2025

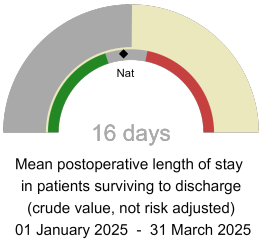
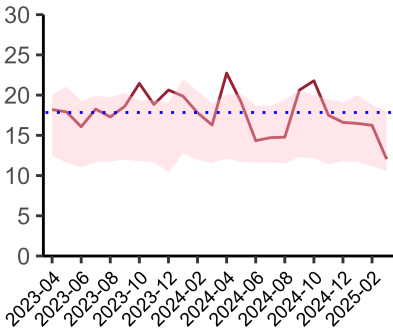
**Perioperative Assessment by a member of the geriatrician-led multidisciplinary team for patient aged 65 or over and frail (CFS  $\geq$  5) or 80+**

National mean 35%  
Number of patients included 37  
Data completeness 90%



**Median postoperative Length of Stay**

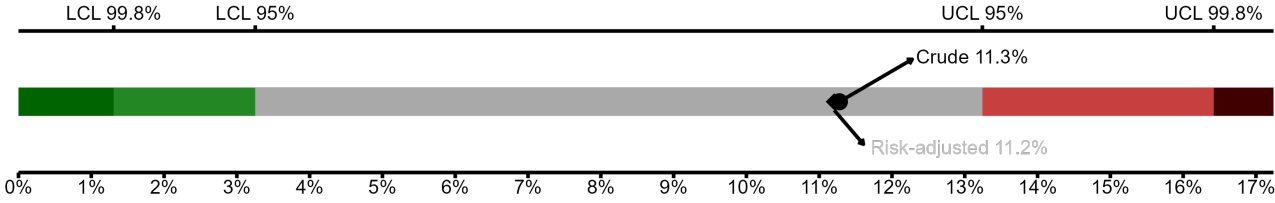
National median 10 days  
Number of patients included 118  
Data completeness 99%



**Mean postoperative Length of Stay**

National mean 15 days  
Number of patients included 118  
Data completeness 99%

**Risk-Adjusted Mortality**



Number of patients included 133 | 30-day risk-adjusted mortality rate 11.2% | National 30-day mortality rate 7.9%