

## Explanatory Notes

All cases admitted to hospital between 01 September 2024 and 28 February 2025 have been included. Only cases where the necessary data are available have been included in the denominator for each individual analysis.

The results for process measures for which fewer than 10 cases have available data will not be reported. Instead value will be marked as 'Insufficient data'.

At ICB level, runcharts are compared to national quartiles.

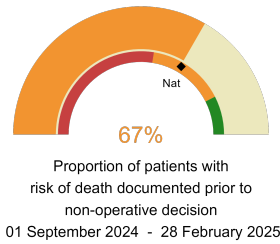
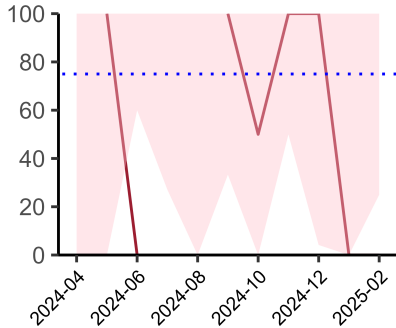


**NHS Hertfordshire And West Essex Integrated Care Board**

**2024-25 Reporting Period 6: 01 September 2024 - 28 February 2025**

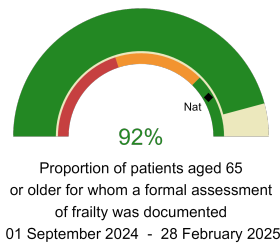
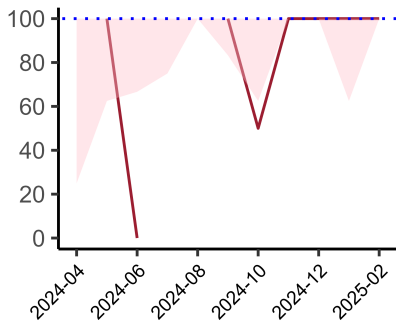
These plots represent patients who did NOT have an emergency laparotomy during Year 2024-25 Reporting Period 6 of NELA data collection. This version will be made publicly available via the NELA website. Feedback from participating hospitals is welcome.

**NELA process and outcome measures**



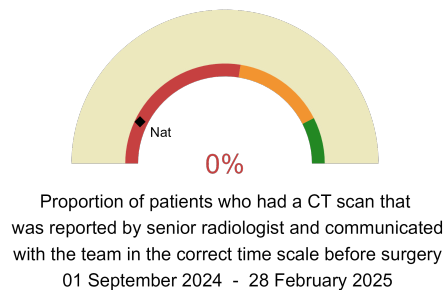
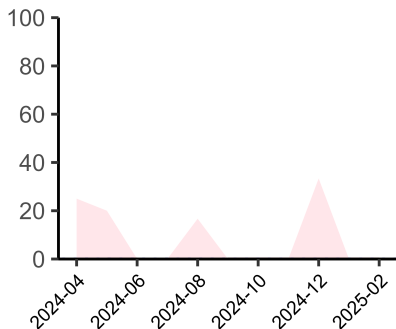
**Risk documented prior to non-operative decision.**

National mean 67%  
Number of patients included 10  
Data completeness 100%



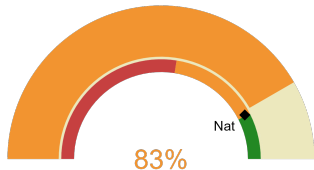
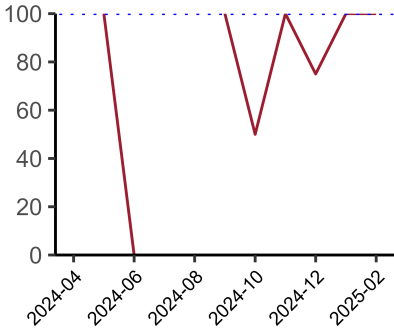
**Formal assessment of frailty documented.**

National mean 83%  
Number of patients included 10  
Data completeness 92%



**CT reported by a senior radiologist (ST3+) and communicated with the team in the correct time scale.**

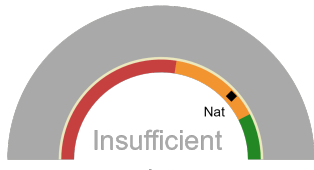
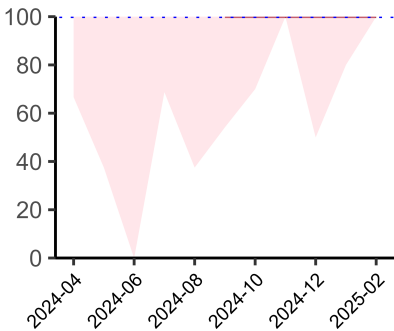
National mean 14%  
Number of patients included 10  
Data completeness 100%



Proportion of patients in whom staff have proactively identified advance care plans to support the decision-making process.  
01 September 2024 - 28 February 2025

**Advance care plans to support the decision-making process.**

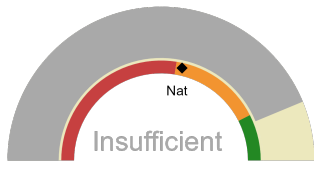
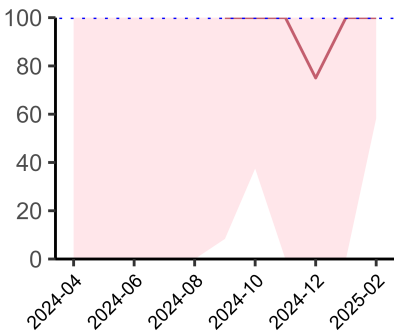
National mean 85%  
Number of patients included 10  
Data completeness 92%



Proportion of patients who were recognised to be dying who have an individualised end-of-life care plan documented  
01 September 2024 - 28 February 2025

**Individualised end-of-life care plan documented for patients recognised to be dying.**

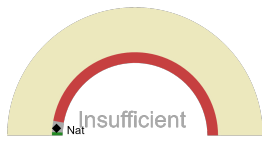
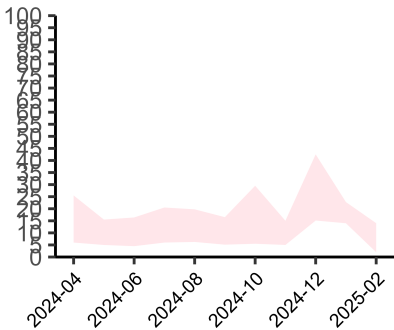
National mean 77%  
Number of patients included 8  
Data completeness 83%



Proportion of patients who died in hospital, who received direct input by member of a palliative care team  
01 September 2024 - 28 February 2025

**Direct input by a member of a palliative care team for patients who have died in hospital.**

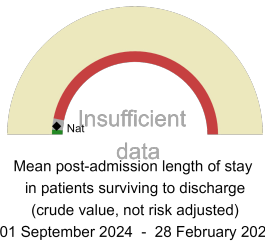
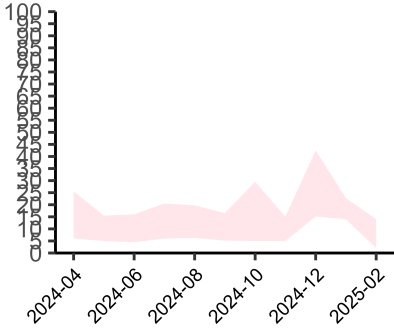
National mean 57%  
Number of patients included 8  
Data completeness 83%



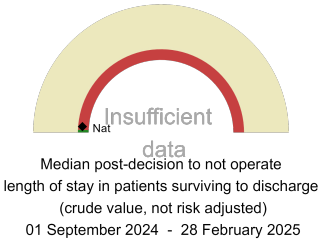
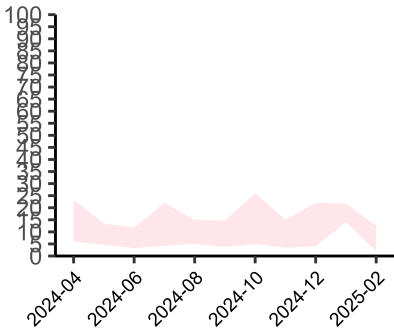
Median post-admission length of stay in patients surviving to discharge (crude value, not risk adjusted)  
01 September 2024 - 28 February 2025

**Median post-admission length of stay**

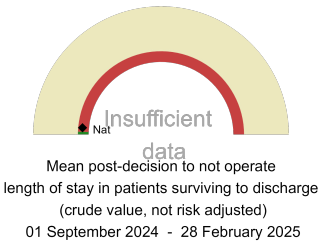
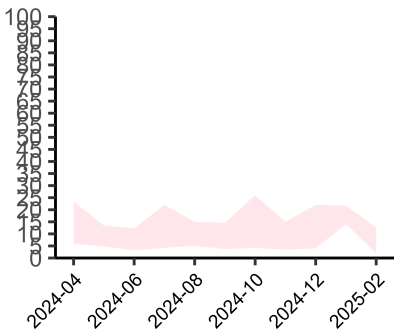
National median 11 days  
Number of patients included 0  
Data completeness NaN%



**Mean post-admission length of stay**  
National mean 13 days  
Number of patients included 0  
Data completeness NaN%



**Median post-decision to not operate length of stay**  
National median 9 days  
Number of patients included 0  
Data completeness NaN%



**Mean post-decision to not operate length of stay**  
National mean 10 days  
Number of patients included 0  
Data completeness NaN%

**Integrated Care Board**

NHS Hertfordshire And West Essex Integrated Care Board ICB comprises Watford General Hospital, Lister Hospital.