

Explanatory Notes

All cases admitted to hospital between 01 October 2024 and 31 May 2025 have been included. Only cases where the necessary data are available have been included in the denominator for each individual analysis.

The results for process measures for which fewer than 10 cases have available data will not be reported. Instead value will be marked as 'Insufficient data'.

At ICB level, runcharts are compared to national quartiles.

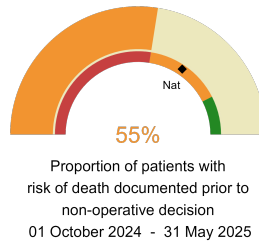
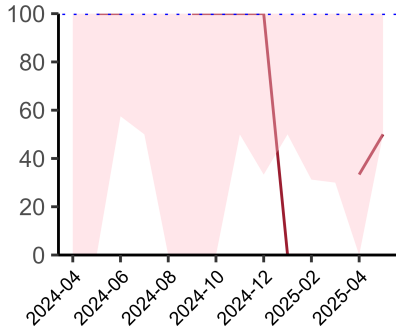


NHS Hertfordshire And West Essex Integrated Care Board

2025-26 Reporting Period 2: 01 October 2024 - 31 May 2025

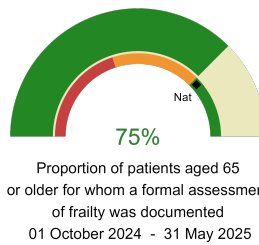
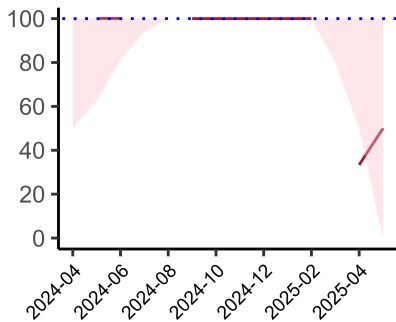
These plots represent patients who did NOT have an emergency laparotomy during Year 2025-26 Reporting Period 2 of NELA data collection. This version will be made publicly available via the NELA website. Feedback from participating hospitals is welcome.

NELA process and outcome measures



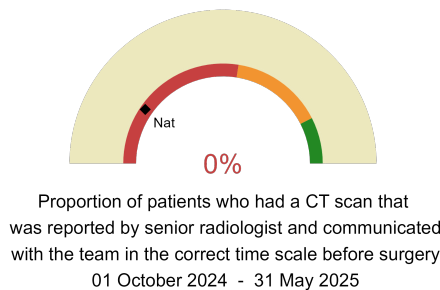
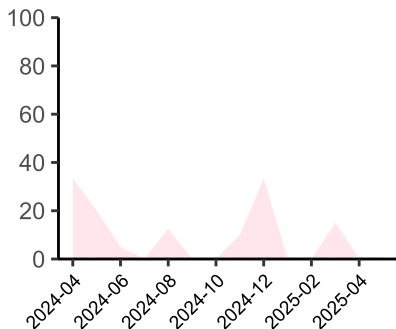
Risk documented prior to non-operative decision.

National mean 69%
Number of patients included 11
Data completeness 100%



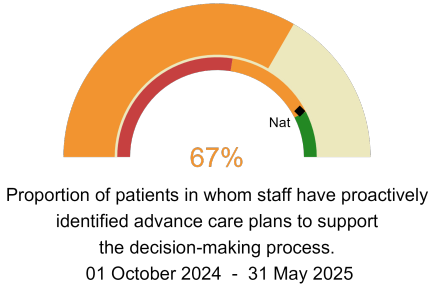
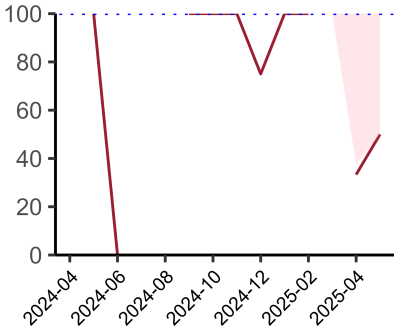
Formal assessment of frailty documented.

National mean 77%
Number of patients included 11
Data completeness 75%



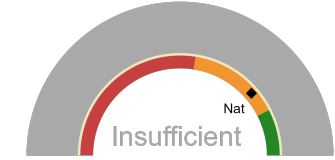
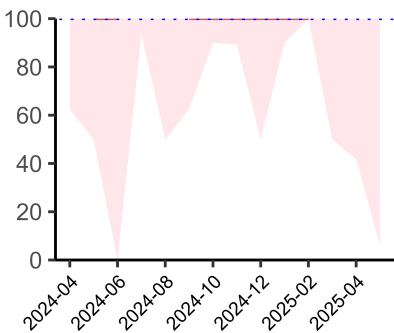
CT reported by a senior radiologist (ST3+) and communicated with the team in the correct time scale.

National mean 19%
Number of patients included 11
Data completeness 100%



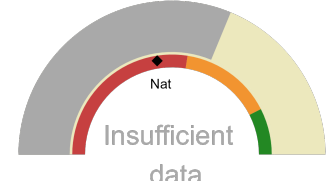
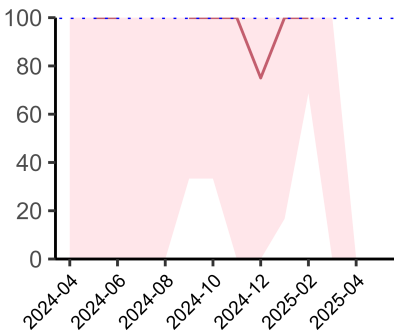
Proportion of patients in whom staff have proactively identified advance care plans to support the decision-making process.
01 October 2024 - 31 May 2025

Advance care plans to support the decision-making process.
National mean 84%
Number of patients included 11
Data completeness 75%



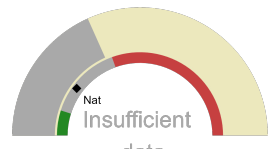
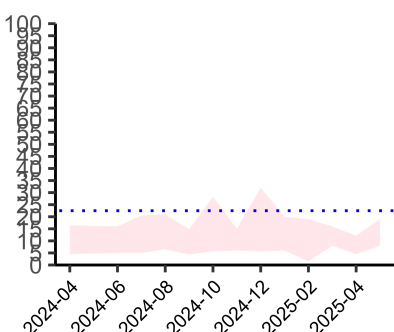
Proportion of patients who were recognised to be dying who have an individualised end-of-life care plan documented
01 October 2024 - 31 May 2025

Individualised end-of-life care plan documented for patients recognised to be dying.
National mean 77%
Number of patients included 6
Data completeness 70%



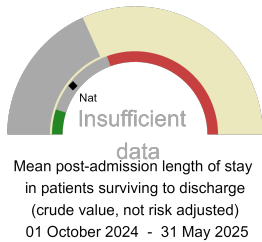
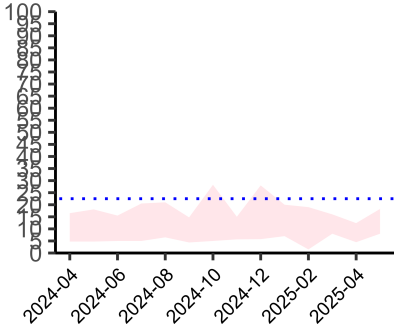
Proportion of patients who died in hospital, who received direct input by member of a palliative care team Numerator
01 October 2024 - 31 May 2025

Direct input by a member of a palliative care team for patients who have died in hospital.
National mean 45%
Number of patients included 6
Data completeness 70%

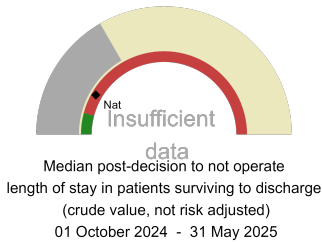
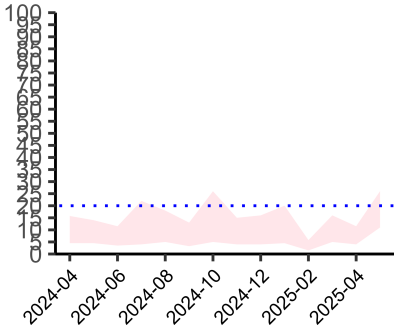


Median post-admission length of stay in patients surviving to discharge (crude value, not risk adjusted)
01 October 2024 - 31 May 2025

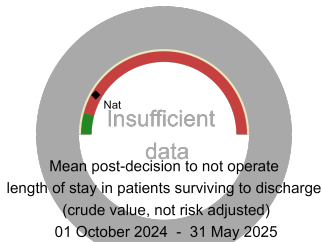
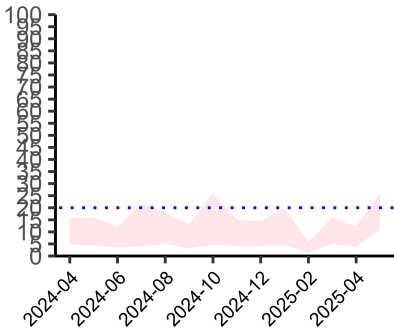
Median post-admission length of stay
National median 12 days
Number of patients included 2
Data completeness 100%



Mean post-admission length of stay
National mean 13 days
Number of patients included 2
Data completeness 100%



Median post-decision to not operate length of stay
National median 10 days
Number of patients included 2
Data completeness 100%



Mean post-decision to not operate length of stay
National mean 10 days
Number of patients included 2
Data completeness 100%

Integrated Care Board

NHS Hertfordshire And West Essex Integrated Care Board ICB comprises Watford General Hospital, Lister Hospital.