

**Explanatory Notes**

All cases admitted to hospital between 01 October 2025 and 31 December 2025 have been included. Only cases where the necessary data are available have been included in the denominator for each individual analysis.

The results for process measures for which fewer than 10 cases have available data will not be reported. Instead value will be marked as 'Insufficient data'.

For this report runcharts are compared to national quartiles.

For better insight to how these standards have been structured, please refer to the **NELA standards document**.

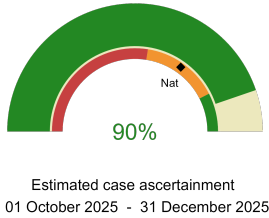


**NHS Hertfordshire And West Essex Integrated Care Board**

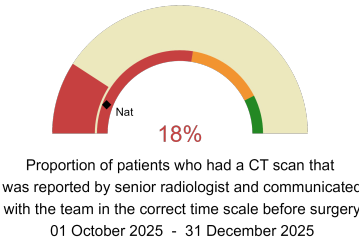
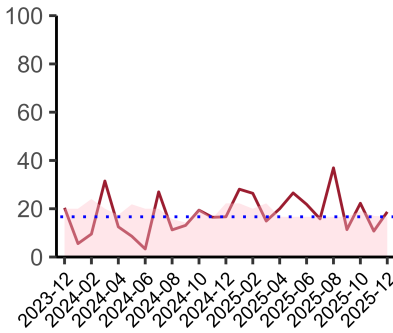
**2025-26 Reporting Period 9: 01 October 2025 - 31 December 2025**

These plots represent patients having an emergency laparotomy during Year 2025-26 Reporting Period 9 of NELA data collection.

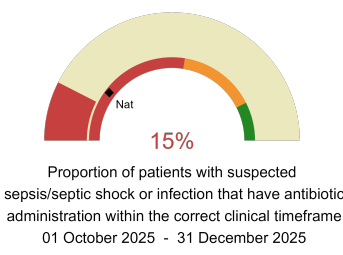
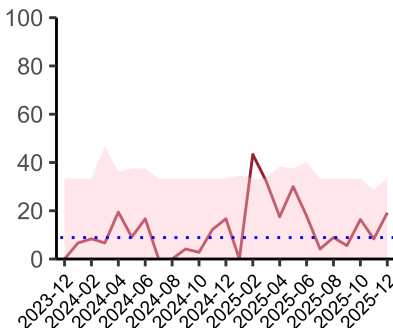
**NELA process and outcome measures**



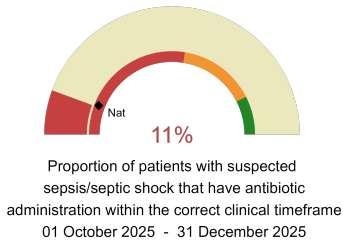
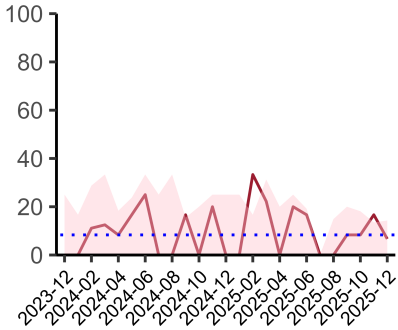
**Estimated Case Ascertainment  
(Based on HES Data)**  
Expected number of cases 140  
Total cases entered 125  
Cases locked 58  
Cases unlocked 67



**CT reported by a senior radiologist (ST3+) and communicated with the team in the correct time scale before surgery.**  
National mean 12%  
Number of patients included 101  
Data completeness 100%

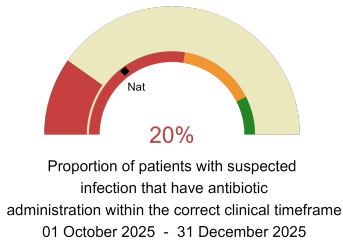
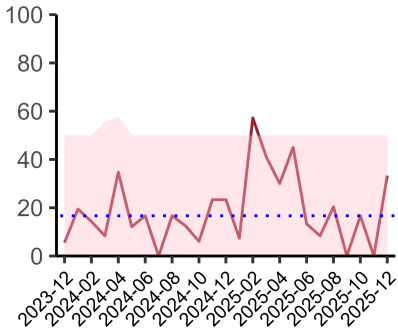


**Combined Infection management standard - antibiotic administration within the correct clinical timeframe**  
National mean 21%  
Number of patients included 53  
Data completeness 90%



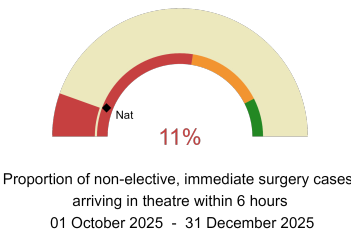
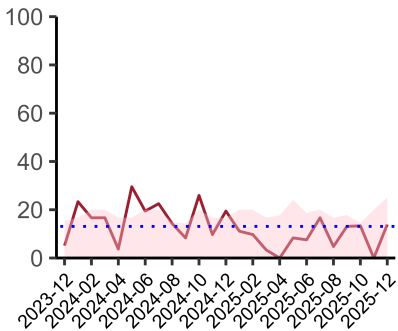
**Sepsis/septic shock - antibiotic administration within the correct clinical timeframe**

National mean 12%  
Number of patients included 27  
Data completeness 84%



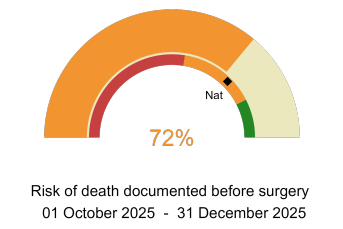
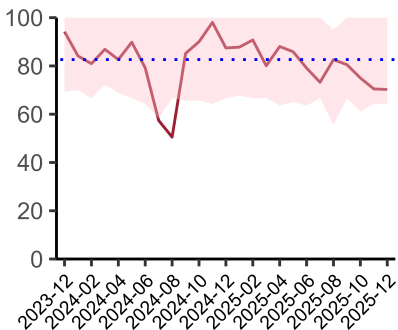
**Infection - antibiotic administration within the correct clinical timeframe**

National mean 30%  
Number of patients included 26  
Data completeness 44%



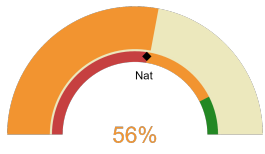
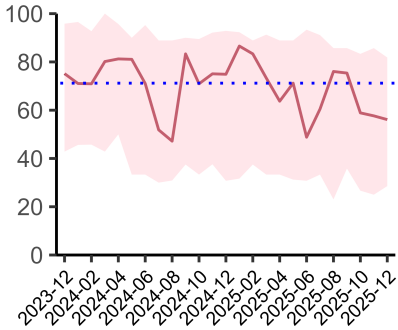
**Timeliness - proportion of patients arriving in theatre according to correct clinical timeframe.**

National mean 12%  
Number of patients included 62  
Data completeness 100%



**Risk documented before surgery**

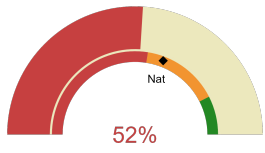
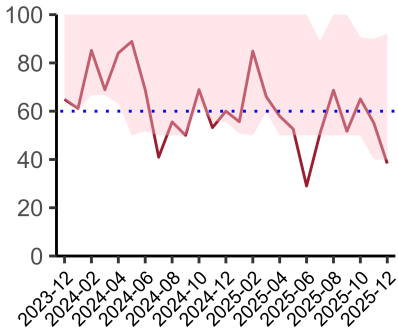
National mean 75%  
Number of patients included 125  
Data completeness 100%



Risk of death documented after surgery  
01 October 2025 - 31 December 2025

**Risk documented after surgery**

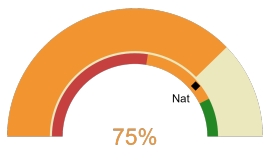
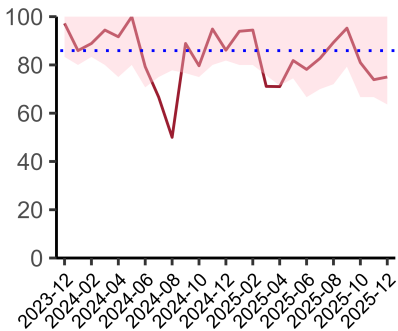
National mean 55%  
Number of patients included 125  
Data completeness 100%



Admitted to critical care following surgery when the risk of death  $\geq$  5% (Excludes patients who died in theatre or with a decision to palliate)  
01 October 2025 - 31 December 2025

**Admitted to Critical Care (risk of death  $\geq$  5%)**

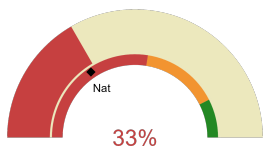
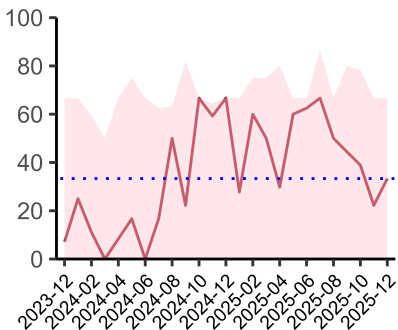
National mean 62%  
Number of patients included 73  
Data completeness 100%



Consultant surgeon and anaesthetist present in theatre when risk of death  $\geq$  5%  
01 October 2025 - 31 December 2025

**Consultant Anaesthetist & Consultant Surgeon in theatre (risk of death  $\geq$  5%)**

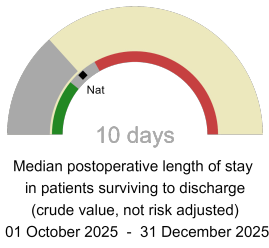
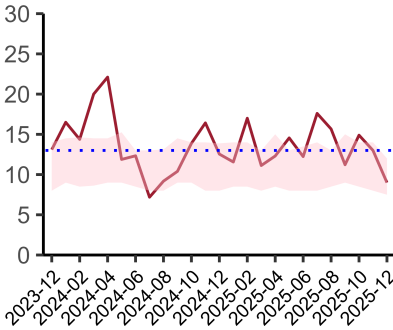
National mean 78%  
Number of patients included 66  
Data completeness 82%



Perioperative assessment by a care of the older person specialist  
01 October 2025 - 31 December 2025

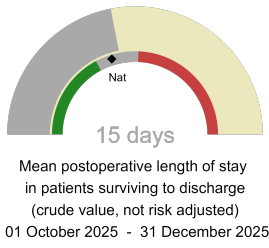
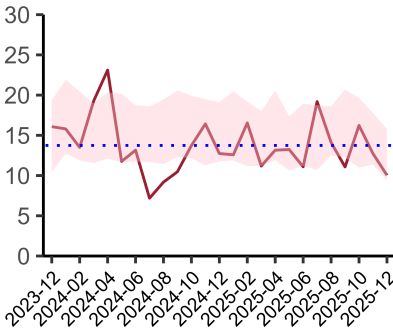
**Perioperative Assessment by a member of the geriatrician-led multidisciplinary team for patient aged 65 or over and frail (CFS  $\geq$  5) or 80+**

National mean 31%  
Number of patients included 25  
Data completeness 82%



**Median postoperative Length of Stay**

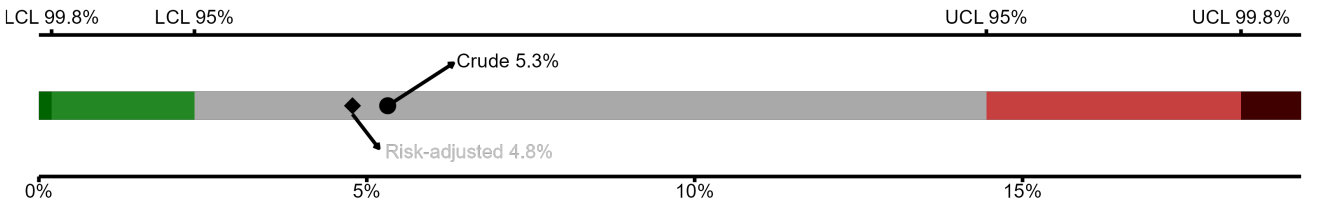
National median 10 days  
Number of patients included 89  
Data completeness 96%



**Mean postoperative Length of Stay**

National mean 14 days  
Number of patients included 89  
Data completeness 96%

**Risk-Adjusted Mortality**



Number of patients included 94 | 30-day risk-adjusted mortality rate 4.8% | National 30-day mortality rate 8%

**Integrated Care Board**

NHS Hertfordshire And West Essex Integrated Care Board ICB comprises Princess Alexandra Hospital, Watford General Hospital, Lister Hospital.