

Explanatory Notes

All cases admitted to hospital between 01 July 2025 and 30 September 2025 have been included. Only cases where the necessary data are available have been included in the denominator for each individual analysis.

The results for process measures for which fewer than 10 cases have available data will not be reported. Instead value will be marked as 'Insufficient data'.

For this report runcharts are compared to national quartiles.

For better insight to how these standards have been structured, please refer to the **NELA standards document**.

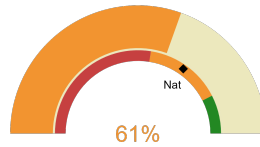


NHS Northamptonshire Integrated Care Board

2025-26 Reporting Period 6: 01 July 2025 - 30 September 2025

These plots represent patients having an emergency laparotomy during Year 2025-26 Reporting Period 6 of NELA data collection.

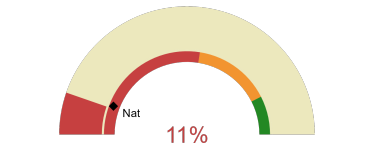
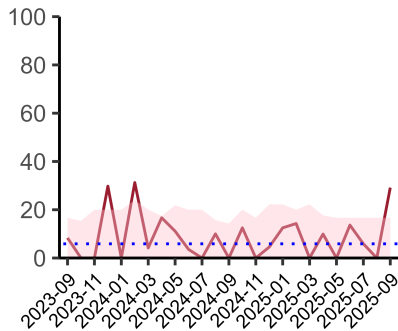
NELA process and outcome measures



Estimated case ascertainment
01 July 2025 - 30 September 2025

**Estimated Case Ascertainment
(Based on HES Data)**

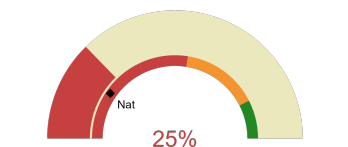
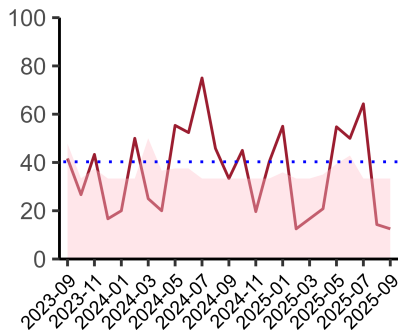
Expected number of cases 112
Total cases entered 70
Cases locked 52
Cases unlocked 18



Proportion of patients who had a CT scan that was reported by senior radiologist and communicated with the team in the correct time scale before surgery
01 July 2025 - 30 September 2025

CT reported by a senior radiologist (ST3+) and communicated with the team in the correct time scale before surgery.

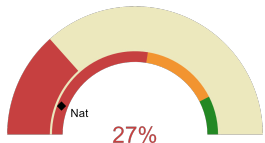
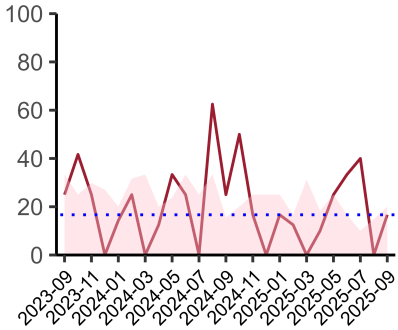
National mean 12%
Number of patients included 44
Data completeness 100%



Proportion of patients with suspected sepsis/septic shock or infection that have antibiotic administration within the correct clinical timeframe
01 July 2025 - 30 September 2025

Combined Infection management standard - antibiotic administration within the correct clinical timeframe

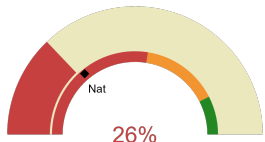
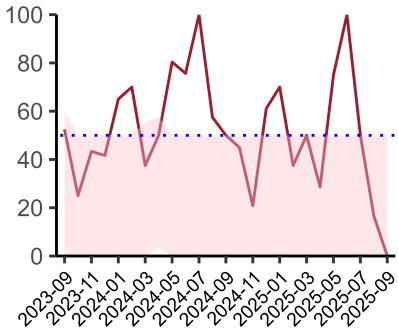
National mean 19%
Number of patients included 25
Data completeness 85%



Proportion of patients with suspected sepsis/septic shock that have antibiotic administration within the correct clinical timeframe
01 July 2025 - 30 September 2025

Sepsis/septic shock - antibiotic administration within the correct clinical timeframe

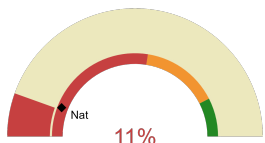
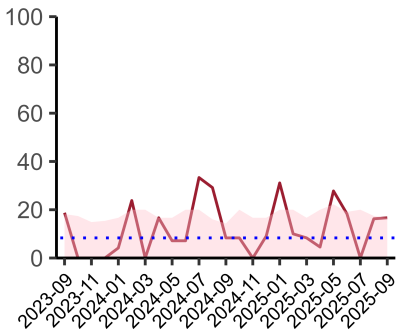
National mean 12%
Number of patients included 11
Data completeness 79%



Proportion of patients with suspected infection that have antibiotic administration within the correct clinical timeframe
01 July 2025 - 30 September 2025

Infection - antibiotic administration within the correct clinical timeframe

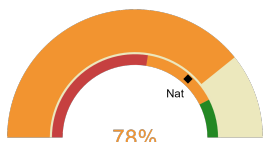
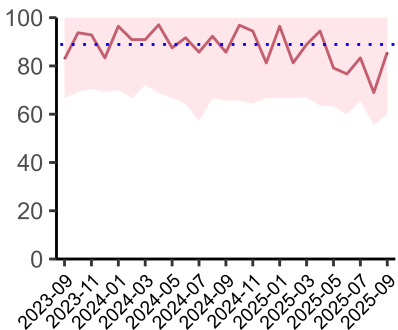
National mean 28%
Number of patients included 14
Data completeness 46%



Proportion of non-elective, immediate surgery cases, arriving in theatre within 6 hours
01 July 2025 - 30 September 2025

Timeliness - proportion of patients arriving in theatre according to correct clinical timeframe.

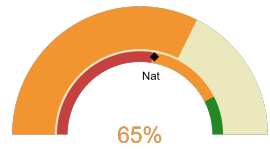
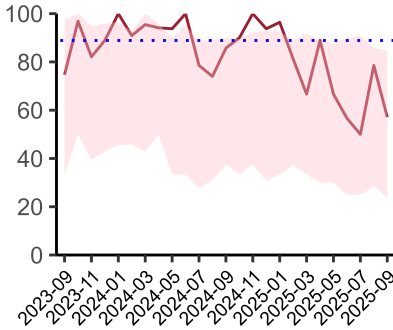
National mean 12%
Number of patients included 38
Data completeness 100%



Risk of death documented before surgery
01 July 2025 - 30 September 2025

Risk documented before surgery

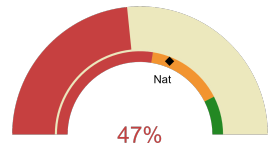
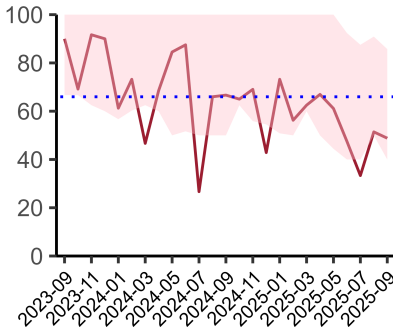
National mean 73%
Number of patients included 70
Data completeness 100%



Risk of death documented after surgery
01 July 2025 - 30 September 2025

Risk documented after surgery

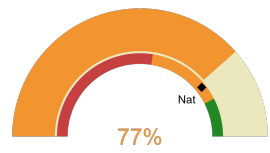
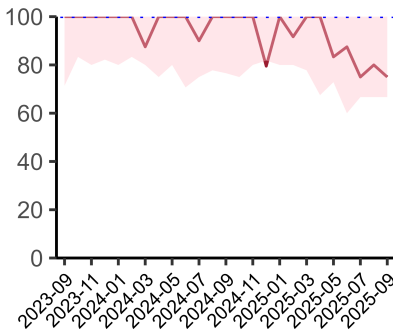
National mean 56%
Number of patients included 70
Data completeness 100%



Admitted to critical care following surgery when the risk of death \geq 5% (Excludes patients who died in theatre or with a decision to palliate)
01 July 2025 - 30 September 2025

Admitted to Critical Care (risk of death \geq 5%)

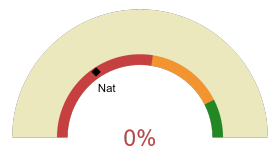
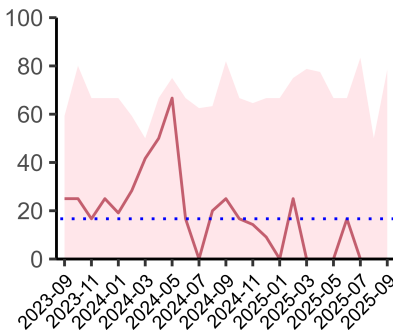
National mean 62%
Number of patients included 37
Data completeness 100%



Consultant surgeon and anaesthetist present in theatre when risk of death \geq 5%
01 July 2025 - 30 September 2025

Consultant Anaesthetist & Consultant Surgeon in theatre (risk of death \geq 5%)

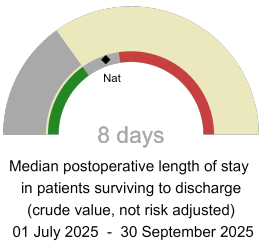
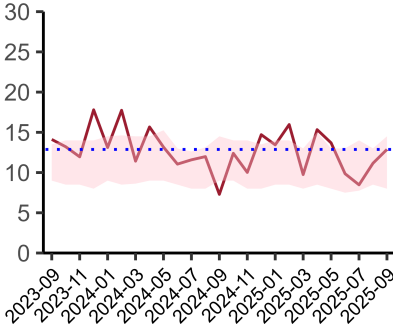
National mean 79%
Number of patients included 34
Data completeness 88%



Perioperative assessment by a care of the older person specialist
01 July 2025 - 30 September 2025

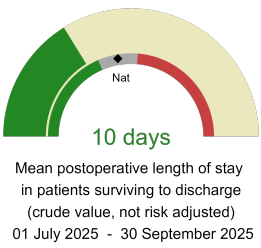
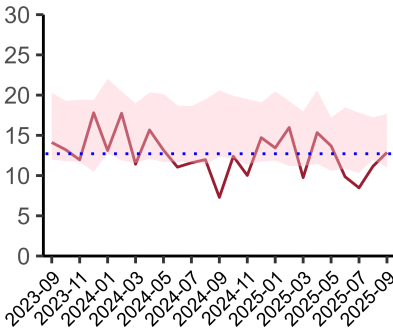
Perioperative Assessment by a member of the geriatrician-led multidisciplinary team for patient aged 65 or over and frail (CFS \geq 5) or 80+

National mean 31%
Number of patients included 14
Data completeness 81%



Median postoperative Length of Stay

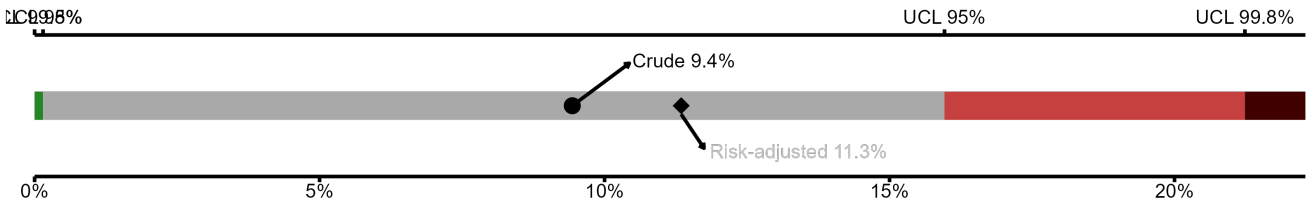
National median 10 days
Number of patients included 48
Data completeness 100%



Mean postoperative Length of Stay

National mean 14 days
Number of patients included 48
Data completeness 100%

Risk-Adjusted Mortality



Number of patients included 53 | 30-day risk-adjusted mortality rate 11.3% | National 30-day mortality rate 7.2%

Integrated Care Board

NHS Northamptonshire Integrated Care Board ICB comprises Northampton General Hospital, Kettering General Hospital.