

## Explanatory Notes

All cases admitted to hospital between 01 April 2024 and 30 September 2024 have been included. Only cases where the necessary data are available have been included in the denominator for each individual analysis.

The results for process measures for which fewer than 10 cases have available data will not be reported. Instead value will be marked as 'Insufficient data'.

At ICB level, runcharts are compared to national quartiles.

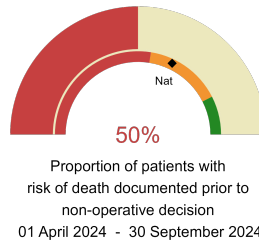
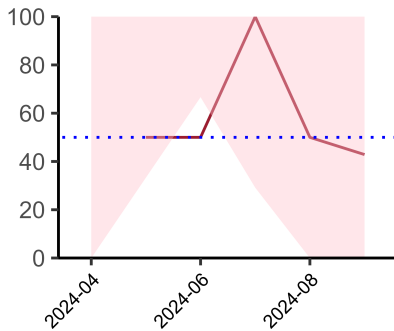


**NHS Devon Integrated Care Board**

**2024-25 Reporting Period 1: 01 April 2024 - 30 September 2024**

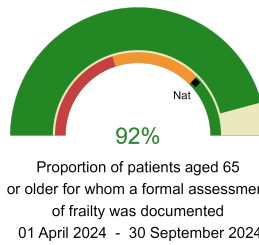
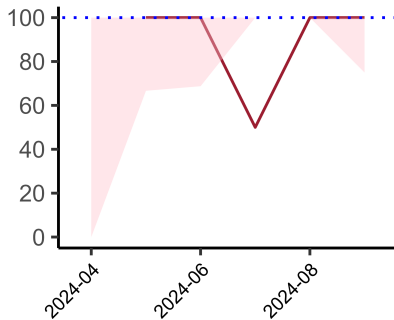
These plots represent patients who did NOT have an emergency laparotomy during Year 2024-25 Reporting Period 1 of NELA data collection. This version will be made publicly available via the NELA website. Feedback from participating hospitals is welcome.

**NELA process and outcome measures**



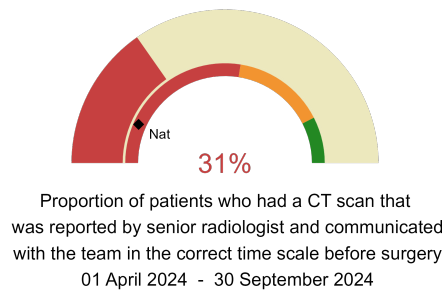
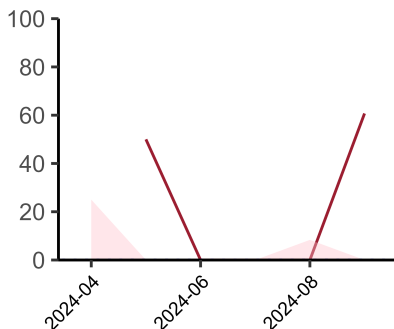
**Risk documented prior to non-operative decision.**

National mean 64%  
Number of patients included 19  
Data completeness 100%



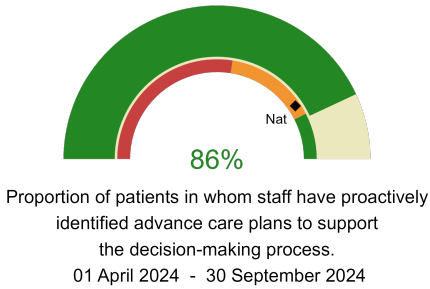
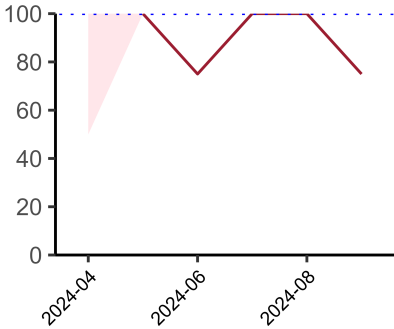
**Formal assessment of frailty documented.**

National mean 76%  
Number of patients included 17  
Data completeness 100%

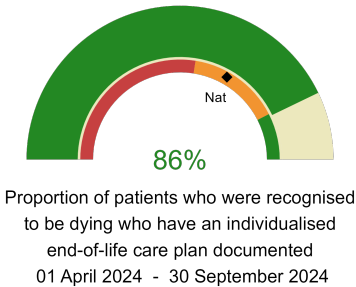
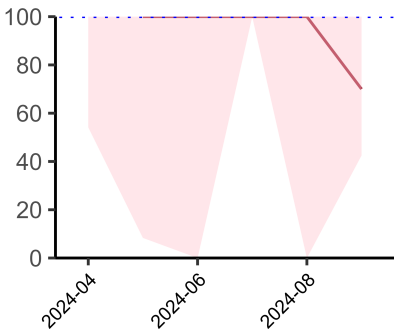


**CT reported by a senior radiologist (ST3+) and communicated with the team in the correct time scale.**

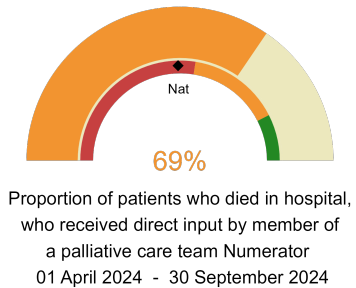
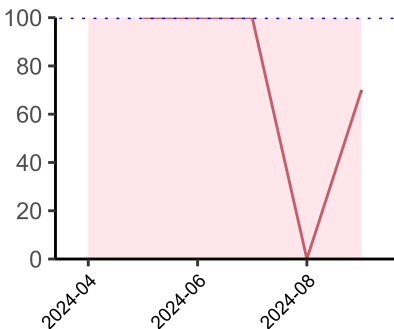
National mean 13%  
Number of patients included 19  
Data completeness 61%



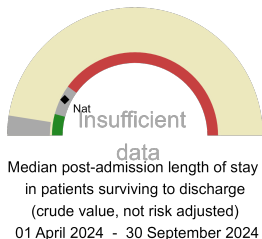
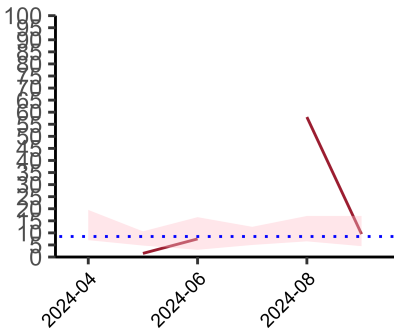
**Advance care plans to support the decision-making process.**  
National mean 81%  
Number of patients included 19  
Data completeness 100%



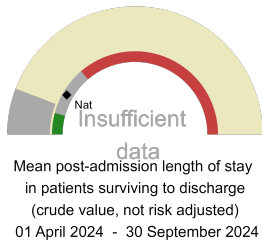
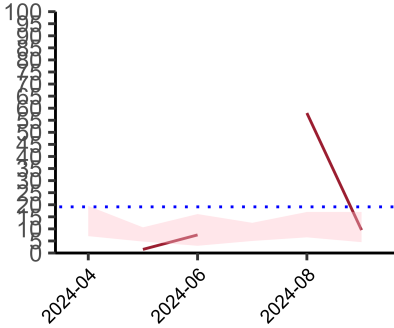
**Individualised end-of-life care plan documented for patients recognised to be dying.**  
National mean 67%  
Number of patients included 11  
Data completeness 100%



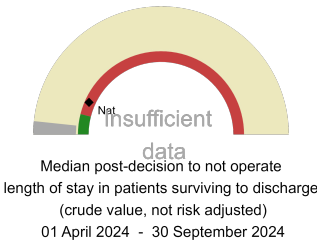
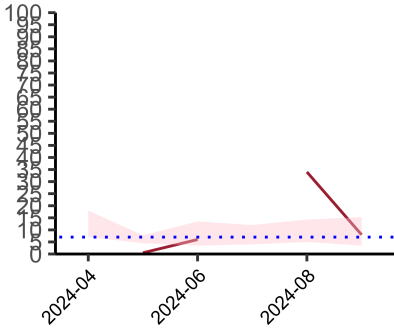
**Direct input by a member of a palliative care team for patients who have died in hospital.**  
National mean 49%  
Number of patients included 11  
Data completeness 100%



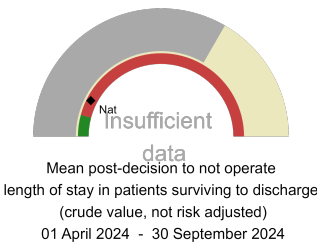
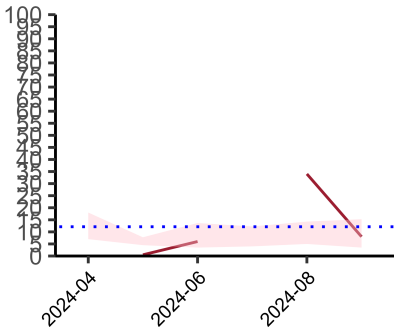
**Median post-admission length of stay**  
National median 9 days  
Number of patients included 8  
Data completeness 100%



**Mean post-admission length of stay**  
National mean 10 days  
Number of patients included 8  
Data completeness 100%



**Median post-decision to not operate length of stay**  
National median 8 days  
Number of patients included 8  
Data completeness 100%



**Mean post-decision to not operate length of stay**  
National mean 9 days  
Number of patients included 8  
Data completeness 100%

**Integrated Care Board**

NHS Devon Integrated Care Board ICB comprises Derriford Hospital, North Devon District Hospital, Torbay District General Hospital.