

Explanatory Notes

All cases admitted to hospital between 01 August 2025 and 31 January 2026 have been included. Only cases where the necessary data are available have been included in the denominator for each individual analysis.

The results for process measures for which fewer than 10 cases have available data will not be reported. Instead value will be marked as 'Insufficient data'.

At ICB level, runcharts are compared to national quartiles.

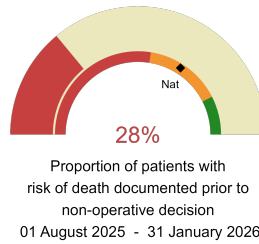
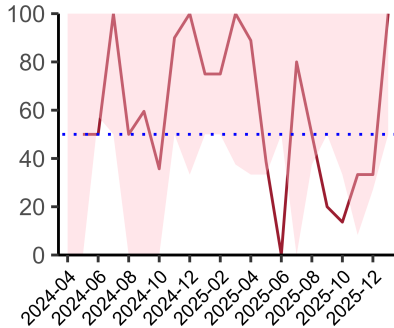


NHS Devon Integrated Care Board

2025-26 Reporting Period 10: 01 August 2025 - 31 January 2026

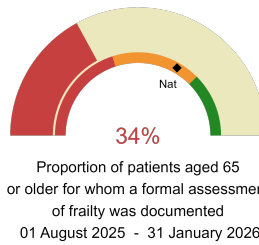
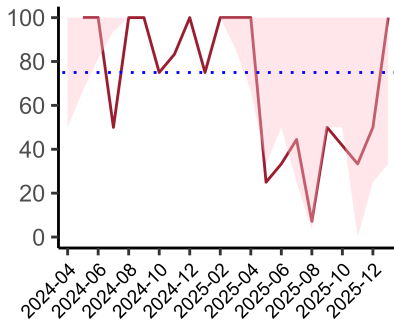
These plots represent patients who did NOT have an emergency laparotomy during Year 2025-26 Reporting Period 10 of NELA data collection. This version will be made publicly available via the NELA website. Feedback from participating hospitals is welcome.

NELA process and outcome measures



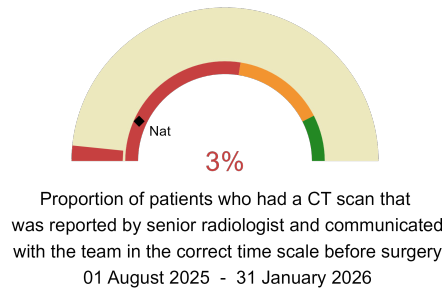
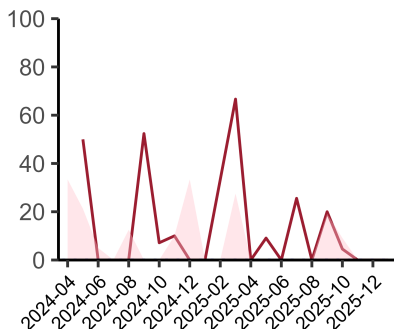
Risk documented prior to non-operative decision.

National mean 68%
Number of patients included 34
Data completeness 100%



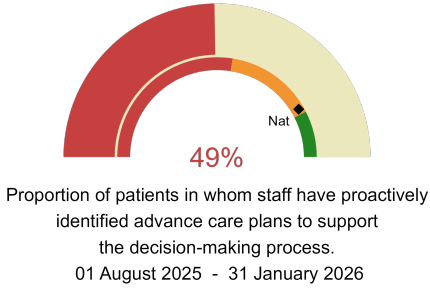
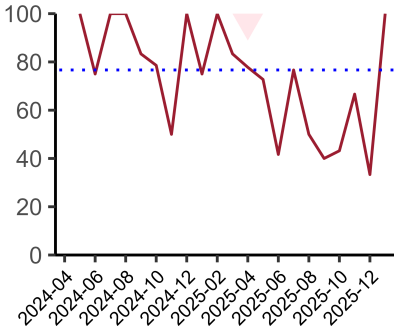
Formal assessment of frailty documented.

National mean 67%
Number of patients included 26
Data completeness 53%



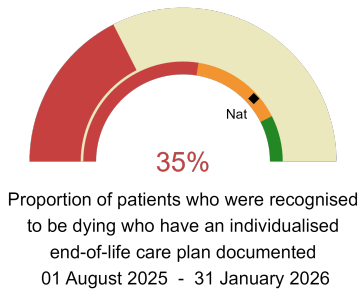
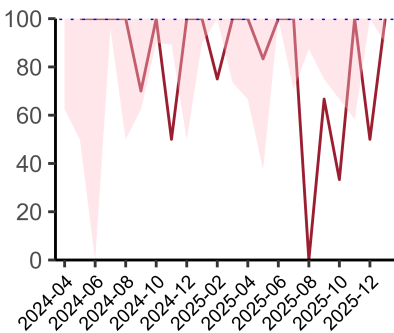
CT reported by a senior radiologist (ST3+) and communicated with the team in the correct time scale.

National mean 14%
Number of patients included 34
Data completeness 89%



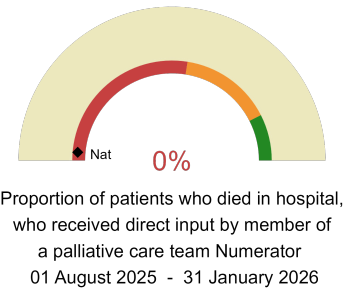
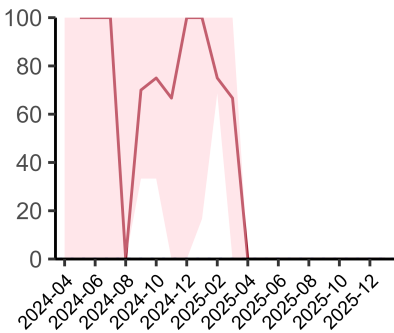
Advance care plans to support the decision-making process.

National mean 83%
Number of patients included 34
Data completeness 53%



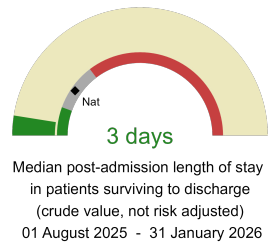
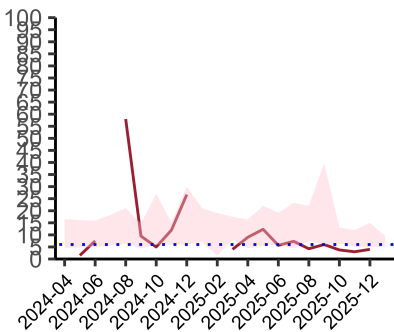
Individualised end-of-life care plan documented for patients recognised to be dying.

National mean 77%
Number of patients included 12
Data completeness 79%



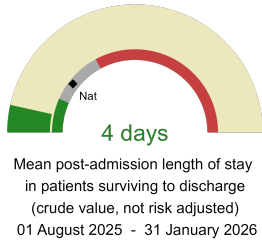
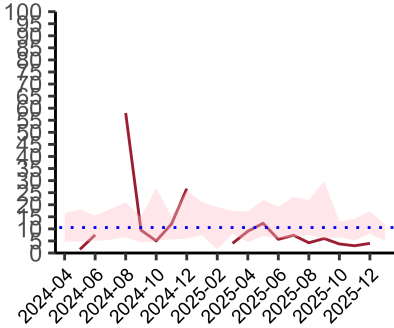
Direct input by a member of a palliative care team for patients who have died in hospital.

National mean 3%
Number of patients included 12
Data completeness 79%



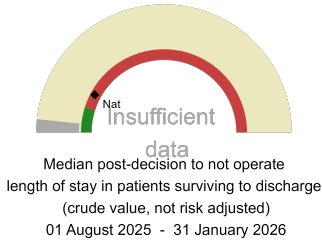
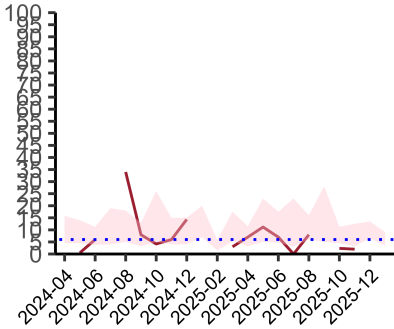
Median post-admission length of stay

National median 12 days
Number of patients included 20
Data completeness 100%



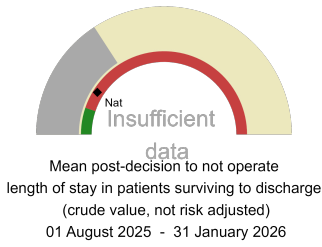
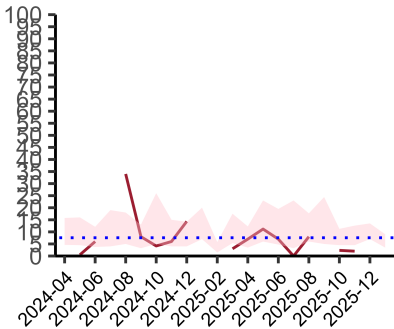
Mean post-admission length of stay

National mean 13 days
Number of patients included 20
Data completeness 100%



Median post-decision to not operate length of stay

National median 10 days
Number of patients included 5
Data completeness 25%



Mean post-decision to not operate length of stay

National mean 11 days
Number of patients included 5
Data completeness 25%

Integrated Care Board

NHS Devon Integrated Care Board ICB comprises Torbay District General Hospital, North Devon District Hospital, Derriford Hospital, Royal Devon and Exeter Hospital.