

Explanatory Notes

All cases admitted to hospital between 01 July 2025 and 31 December 2025 have been included. Only cases where the necessary data are available have been included in the denominator for each individual analysis.

The results for process measures for which fewer than 10 cases have available data will not be reported. Instead value will be marked as 'Insufficient data'.

At ICB level, runcharts are compared to national quartiles.

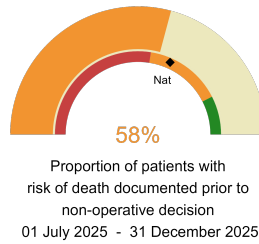
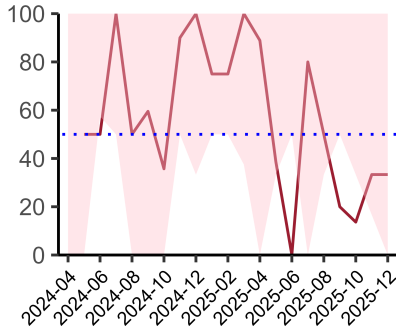


NHS Devon Integrated Care Board

2025-26 Reporting Period 9: 01 July 2025 - 31 December 2025

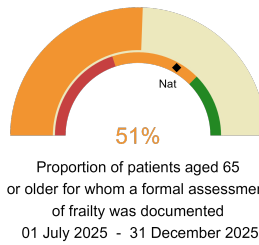
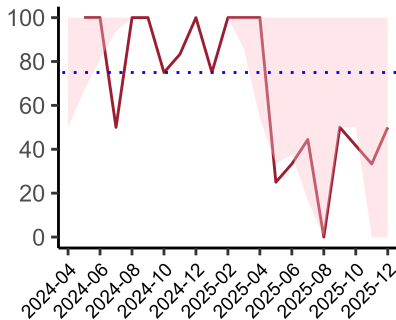
These plots represent patients who did NOT have an emergency laparotomy during Year 2025-26 Reporting Period 9 of NELA data collection. This version will be made publicly available via the NELA website. Feedback from participating hospitals is welcome.

NELA process and outcome measures



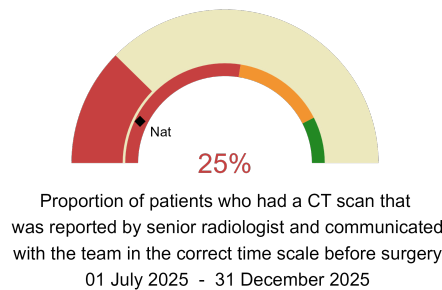
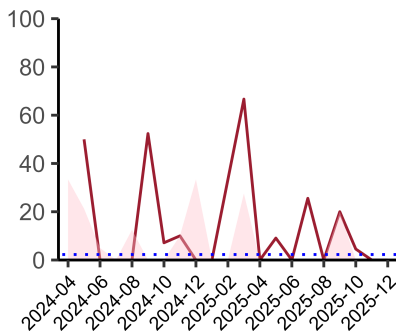
Risk documented prior to non-operative decision.

National mean 63%
Number of patients included 47
Data completeness 100%



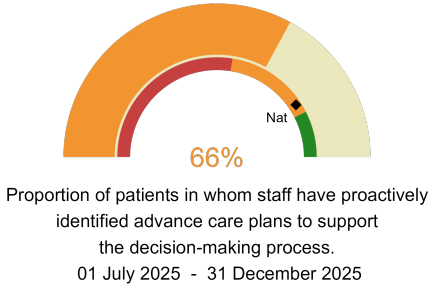
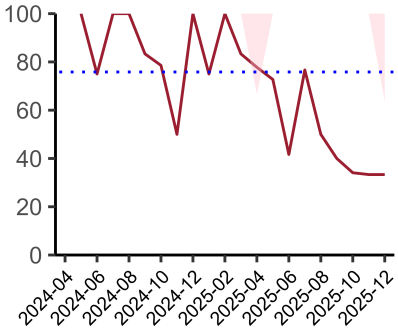
Formal assessment of frailty documented.

National mean 67%
Number of patients included 34
Data completeness 69%



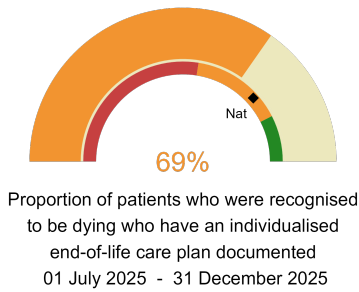
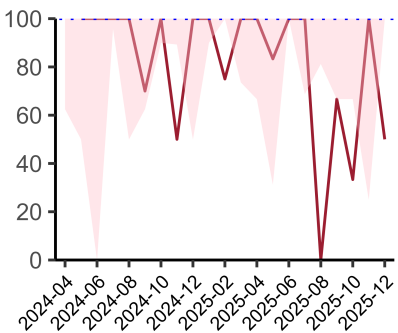
CT reported by a senior radiologist (ST3+) and communicated with the team in the correct time scale.

National mean 15%
Number of patients included 47
Data completeness 87%



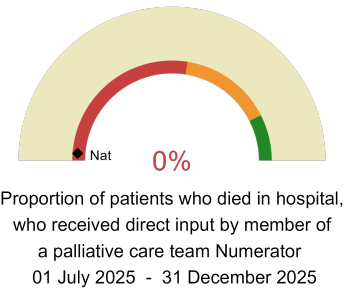
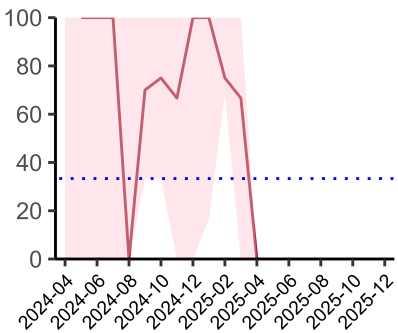
Advance care plans to support the decision-making process.

National mean 81%
Number of patients included 47
Data completeness 68%



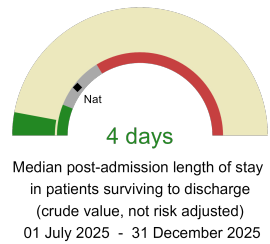
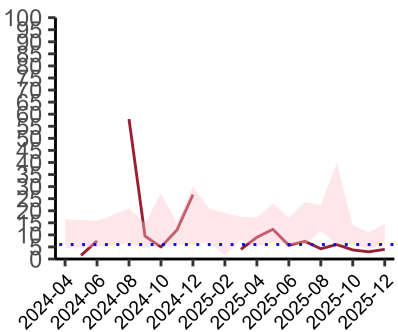
Individualised end-of-life care plan documented for patients recognised to be dying.

National mean 77%
Number of patients included 18
Data completeness 87%



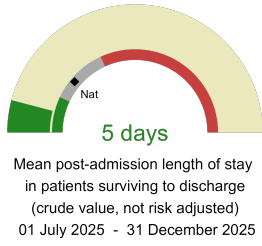
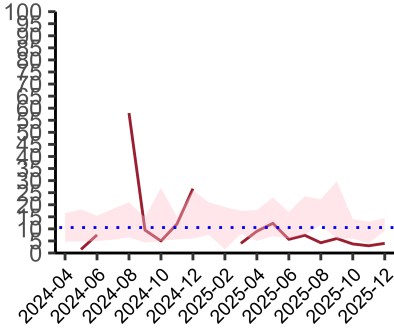
Direct input by a member of a palliative care team for patients who have died in hospital.

National mean 2%
Number of patients included 18
Data completeness 87%



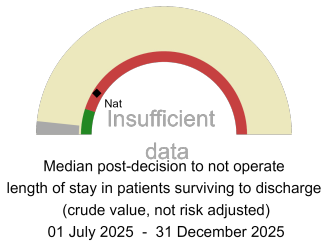
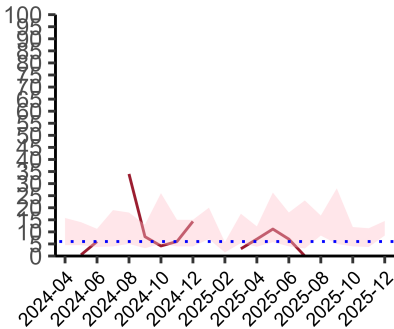
Median post-admission length of stay

National median 12 days
Number of patients included 26
Data completeness 100%



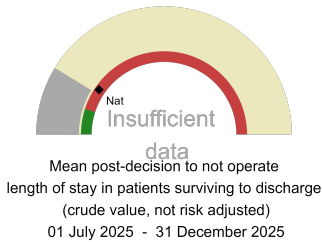
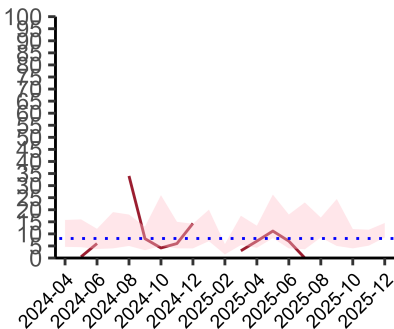
Mean post-admission length of stay

National mean 13 days
Number of patients included 26
Data completeness 100%



Median post-decision to not operate length of stay

National median 10 days
Number of patients included 2
Data completeness 8%



Mean post-decision to not operate length of stay

National mean 12 days
Number of patients included 2
Data completeness 8%

Integrated Care Board

NHS Devon Integrated Care Board ICB comprises Torbay District General Hospital, North Devon District Hospital, Derriford Hospital, Royal Devon and Exeter Hospital.