

Explanatory Notes

All cases admitted to hospital between 01 March 2025 and 31 May 2025 have been included. Only cases where the necessary data are available have been included in the denominator for each individual analysis.

The results for process measures for which fewer than 10 cases have available data will not be reported. Instead value will be marked as 'Insufficient data'.

For this report runcharts are compared to national quartiles.

For better insight to how these standards have been structured, please refer to the **NELA standards document**.

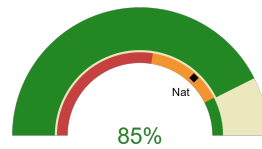


NHS Humber And North Yorkshire Integrated Care Board

2025-26 Reporting Period 2: 01 March 2025 - 31 May 2025

These plots represent patients having an emergency laparotomy during Year 2025-26 Reporting Period 2 of NELA data collection.

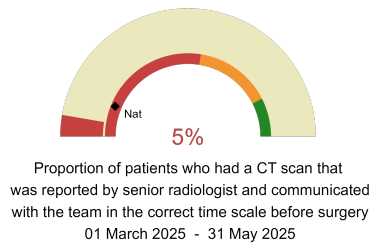
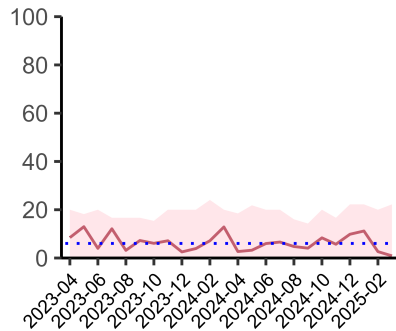
NELA process and outcome measures



Estimated case ascertainment
01 March 2025 - 31 May 2025

**Estimated Case Ascertainment
(Based on HES Data)**

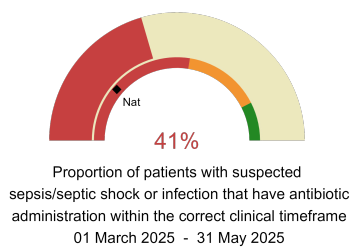
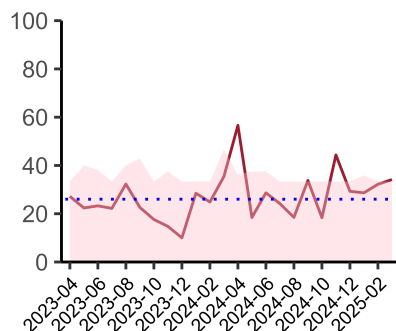
Expected number of cases 239
Total cases entered 211
Cases locked 147
Cases unlocked 64



Proportion of patients who had a CT scan that was reported by senior radiologist and communicated with the team in the correct time scale before surgery
01 March 2025 - 31 May 2025

CT reported by a senior radiologist (ST3+) and communicated with the team in the correct time scale before surgery.

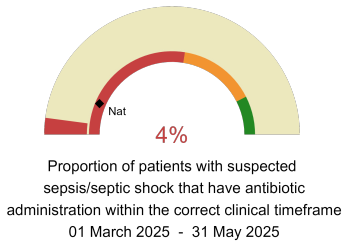
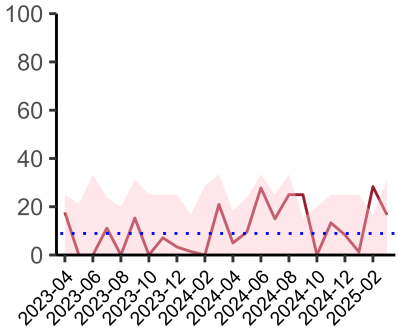
National mean 12%
Number of patients included 127
Data completeness 99%



Proportion of patients with suspected sepsis/septic shock or infection that have antibiotic administration within the correct clinical timeframe
01 March 2025 - 31 May 2025

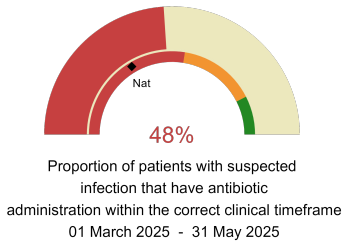
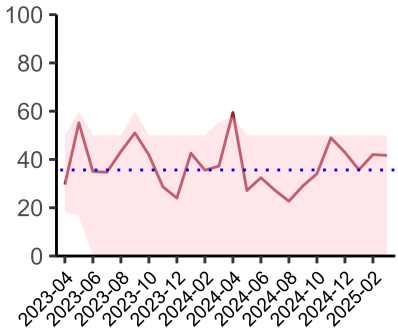
Combined Infection management standard - antibiotic administration within the correct clinical timeframe

National mean 22%
Number of patients included 101
Data completeness 77%



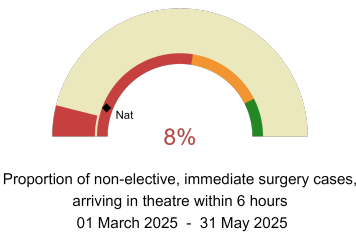
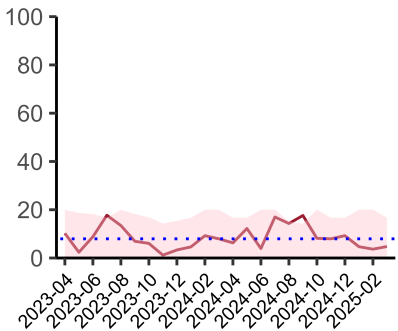
Sepsis/septic shock - antibiotic administration within the correct clinical timeframe

National mean 13%
Number of patients included 34
Data completeness 61%



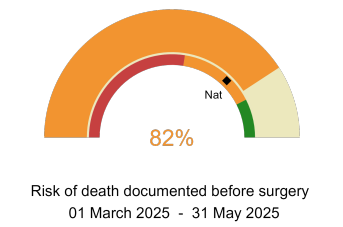
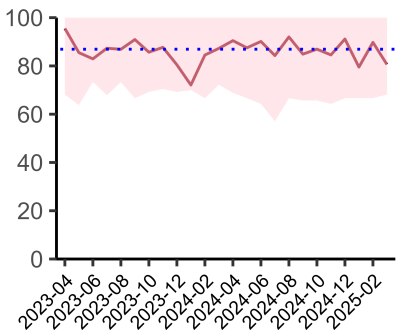
Infection - antibiotic administration within the correct clinical timeframe

National mean 33%
Number of patients included 74
Data completeness 67%



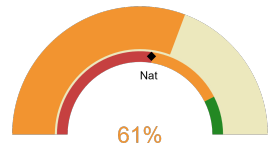
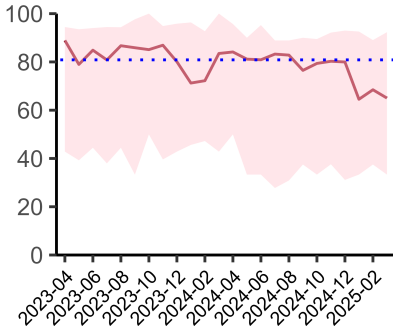
Timeliness - proportion of patients arriving in theatre according to correct clinical timeframe.

National mean 12%
Number of patients included 95
Data completeness 100%



Risk documented before surgery

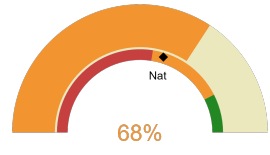
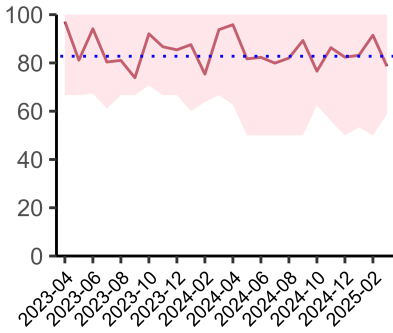
National mean 74%
Number of patients included 211
Data completeness 100%



Risk of death documented after surgery
01 March 2025 - 31 May 2025

Risk documented after surgery

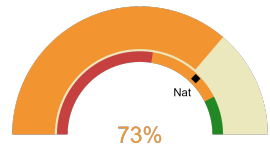
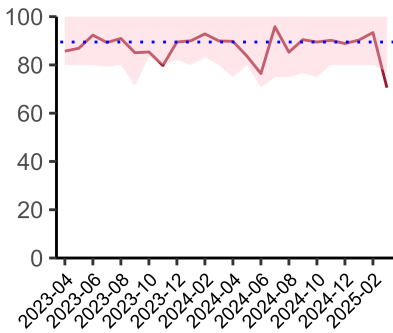
National mean 55%
Number of patients included 211
Data completeness 100%



Admitted to critical care following surgery when the risk of death ≥ 5% (Excludes patients who died in theatre or with a decision to palliate)
01 March 2025 - 31 May 2025

Admitted to Critical Care (risk of death ≥ 5%)

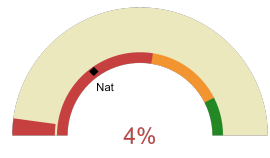
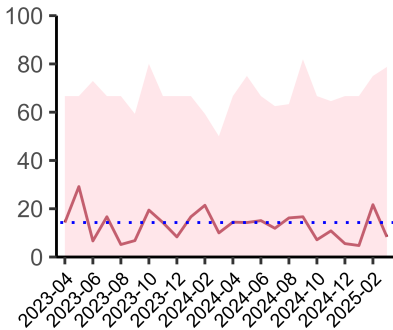
National mean 60%
Number of patients included 143
Data completeness 100%



Consultant surgeon and anaesthetist present in theatre when risk of death ≥ 5%
01 March 2025 - 31 May 2025

Consultant Anaesthetist & Consultant Surgeon in theatre (risk of death ≥ 5%)

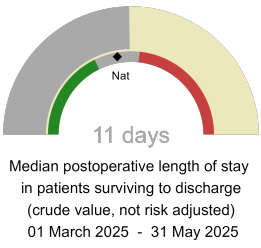
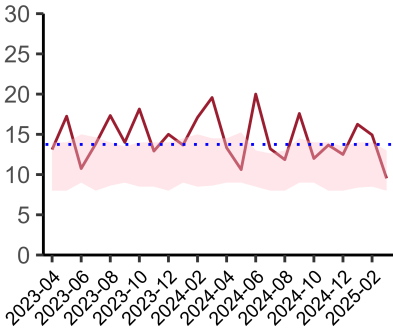
National mean 75%
Number of patients included 140
Data completeness 83%



Perioperative assessment by a care of the older person specialist
01 March 2025 - 31 May 2025

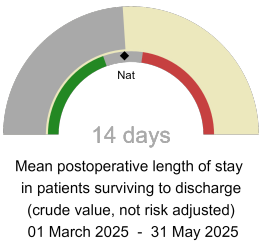
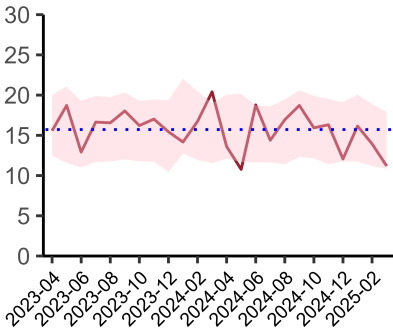
Perioperative Assessment by a member of the geriatrician-led multidisciplinary team for patient aged 65 or over and frail (CFS ≥ 5) or 80+

National mean 30%
Number of patients included 70
Data completeness 81%



Median postoperative Length of Stay

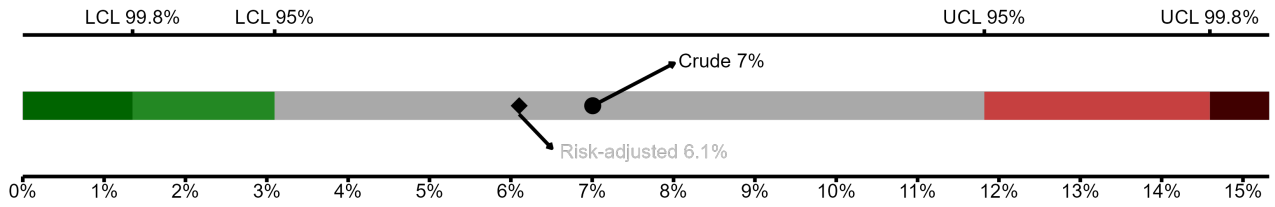
National median 10 days
Number of patients included 144
Data completeness 100%



Mean postoperative Length of Stay

National mean 14 days
Number of patients included 144
Data completeness 100%

Risk-Adjusted Mortality



Number of patients included 157 | 30-day risk-adjusted mortality rate 6.1% | National 30-day mortality rate 7.2%