

Explanatory Notes

All cases admitted to hospital between 01 June 2025 and 31 August 2025 have been included. Only cases where the necessary data are available have been included in the denominator for each individual analysis.

The results for process measures for which fewer than 10 cases have available data will not be reported. Instead value will be marked as 'Insufficient data'.

For this report runcharts are compared to national quartiles.

For better insight to how these standards have been structured, please refer to the **NELA standards document**.

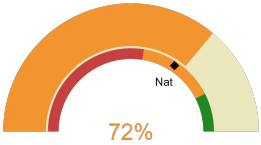


NHS Nottingham And Nottinghamshire Integrated Care Board

2025-26 Reporting Period 5: 01 June 2025 - 31 August 2025

These plots represent patients having an emergency laparotomy during Year 2025-26 Reporting Period 5 of NELA data collection.

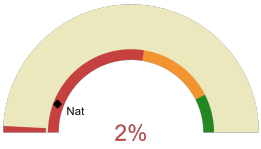
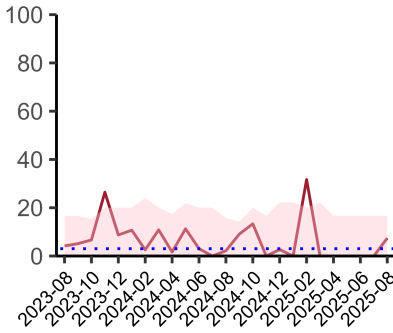
NELA process and outcome measures



Estimated case ascertainment
01 June 2025 - 31 August 2025

**Estimated Case Ascertainment
(Based on HES Data)**

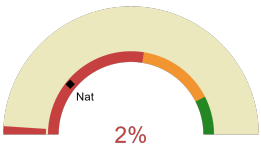
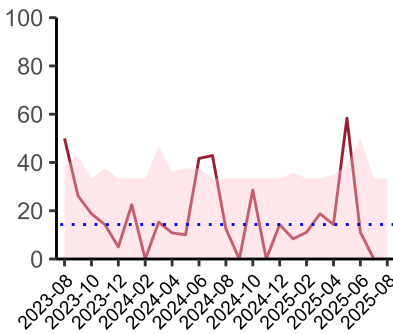
Expected number of cases 152
Total cases entered 117
Cases locked 10
Cases unlocked 107



Proportion of patients who had a CT scan that was reported by senior radiologist and communicated with the team in the correct time scale before surgery
01 June 2025 - 31 August 2025

CT reported by a senior radiologist (ST3+) and communicated with the team in the correct time scale before surgery.

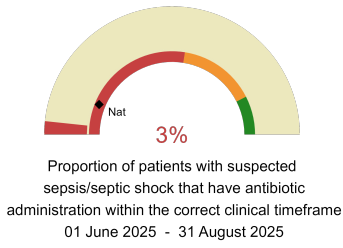
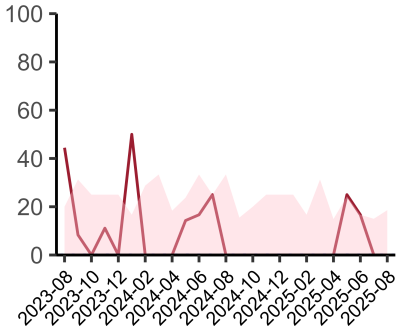
National mean 12%
Number of patients included 55
Data completeness 98%



Proportion of patients with suspected sepsis/septic shock or infection that have antibiotic administration within the correct clinical timeframe
01 June 2025 - 31 August 2025

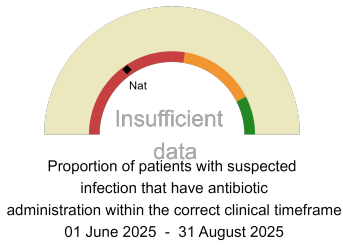
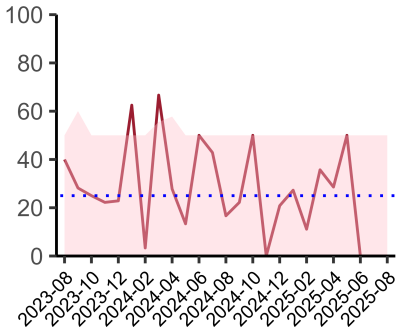
Combined Infection management standard - antibiotic administration within the correct clinical timeframe

National mean 22%
Number of patients included 25
Data completeness 29%



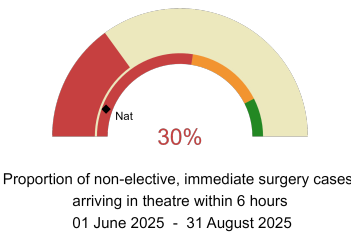
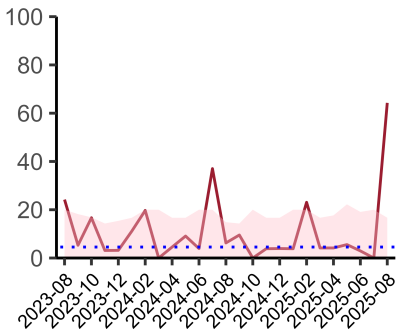
Sepsis/septic shock - antibiotic administration within the correct clinical timeframe

National mean 12%
Number of patients included 16
Data completeness 23%



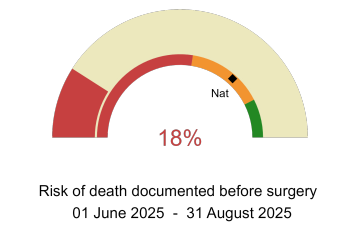
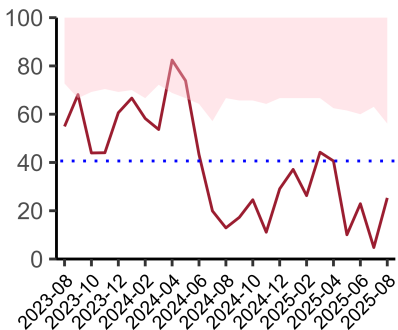
Infection - antibiotic administration within the correct clinical timeframe

National mean 31%
Number of patients included 9
Data completeness 9%



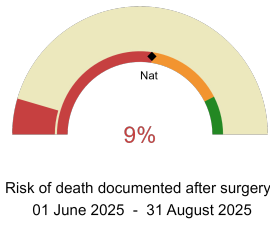
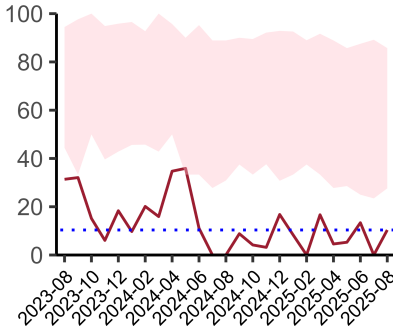
Timeliness - proportion of patients arriving in theatre according to correct clinical timeframe.

National mean 11%
Number of patients included 32
Data completeness 100%



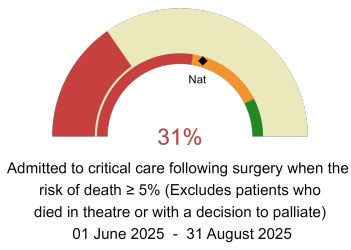
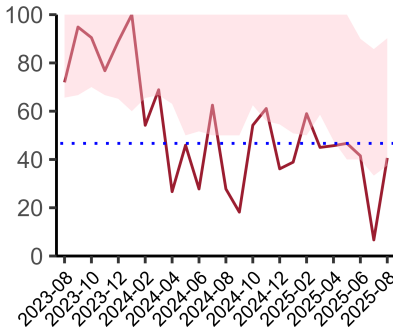
Risk documented before surgery

National mean 73%
Number of patients included 117
Data completeness 100%



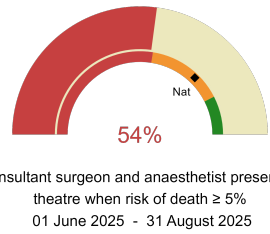
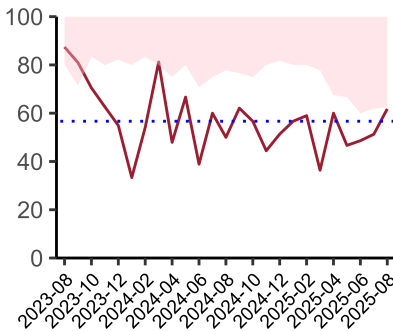
Risk documented after surgery

National mean 55%
Number of patients included 117
Data completeness 100%



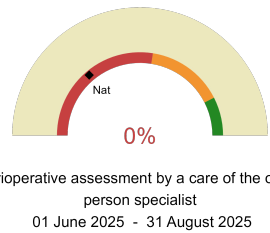
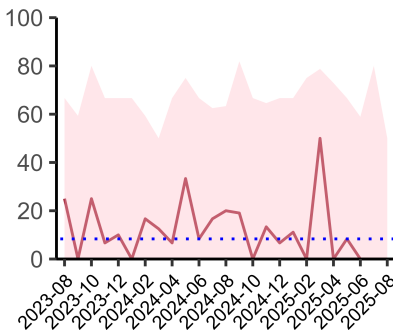
Admitted to Critical Care (risk of death \geq 5%)

National mean 59%
Number of patients included 85
Data completeness 100%



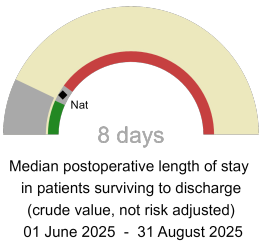
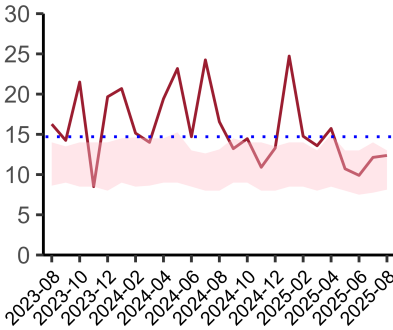
Consultant Anaesthetist & Consultant Surgeon in theatre (risk of death \geq 5%)

National mean 74%
Number of patients included 85
Data completeness 79%



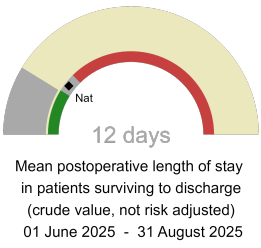
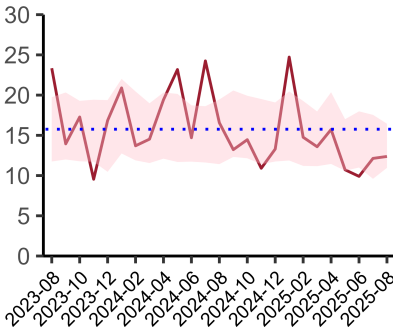
Perioperative Assessment by a member of the geriatrician-led multidisciplinary team for patient aged 65 or over and frail (CFS \geq 5) or 80+

National mean 28%
Number of patients included 18
Data completeness 48%



Median postoperative Length of Stay

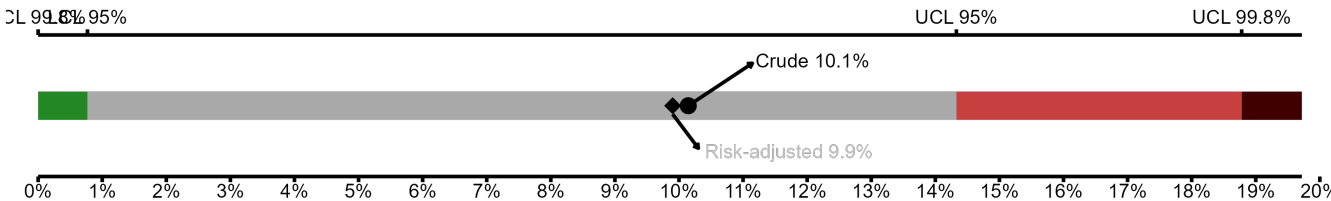
National median 10 days
Number of patients included 60
Data completeness 64%



Mean postoperative Length of Stay

National mean 14 days
Number of patients included 60
Data completeness 64%

Risk-Adjusted Mortality



Number of patients included 69 | 30-day risk-adjusted mortality rate 9.9% | National 30-day mortality rate 7%

Integrated Care Board

NHS Nottingham And Nottinghamshire Integrated Care Board ICB comprises Kings Mill Hospital, Nottingham City Hospital, Queens Medical Centre - Nottingham.