

**Explanatory Notes**

All cases admitted to hospital between 01 September 2025 and 30 November 2025 have been included. Only cases where the necessary data are available have been included in the denominator for each individual analysis.

The results for process measures for which fewer than 10 cases have available data will not be reported. Instead value will be marked as 'Insufficient data'.

For this report runcharts are compared to national quartiles.

For better insight to how these standards have been structured, please refer to the **NELA standards document**.

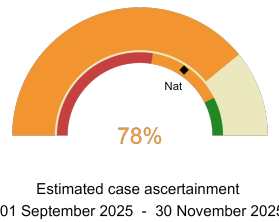


**NHS Nottingham And Nottinghamshire Integrated Care Board**

**2025-26 Reporting Period 8: 01 September 2025 - 30 November 2025**

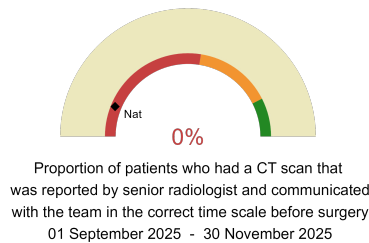
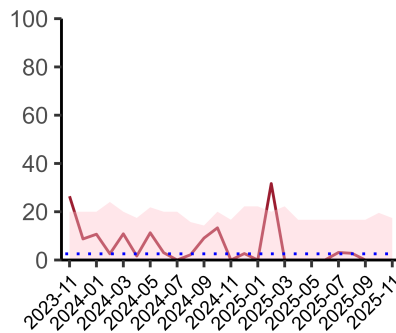
These plots represent patients having an emergency laparotomy during Year 2025-26 Reporting Period 8 of NELA data collection.

**NELA process and outcome measures**



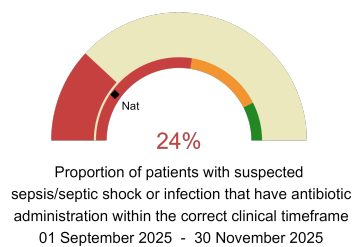
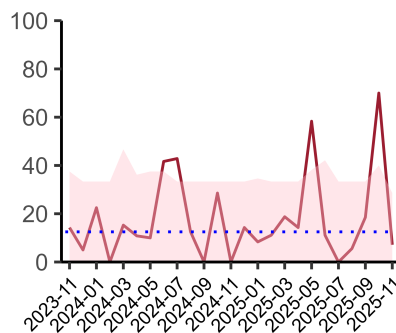
**Estimated Case Ascertainment  
(Based on HES Data)**

Expected number of cases 152  
Total cases entered 122  
Cases locked 13  
Cases unlocked 109



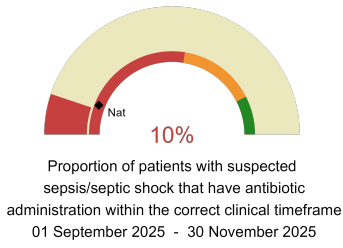
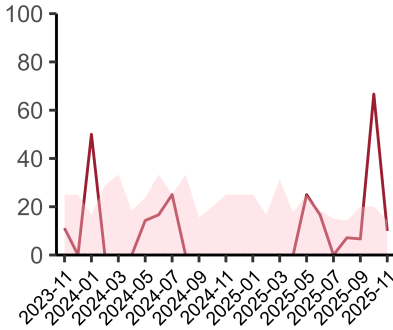
**CT reported by a senior radiologist (ST3+) and communicated with the team in the correct time scale before surgery.**

National mean 12%  
Number of patients included 76  
Data completeness 100%



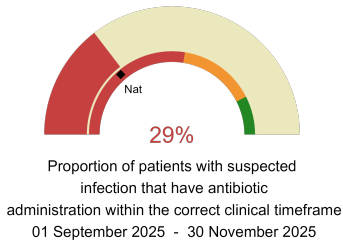
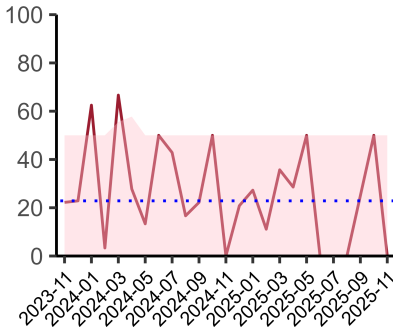
**Combined Infection management standard - antibiotic administration within the correct clinical timeframe**

National mean 20%  
Number of patients included 31  
Data completeness 68%



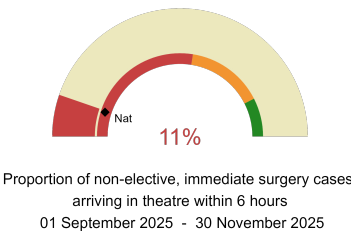
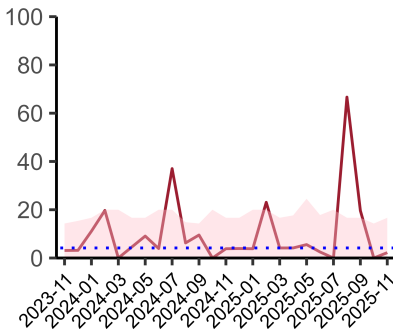
**Sepsis/septic shock - antibiotic administration within the correct clinical timeframe**

National mean 12%  
Number of patients included 17  
Data completeness 49%



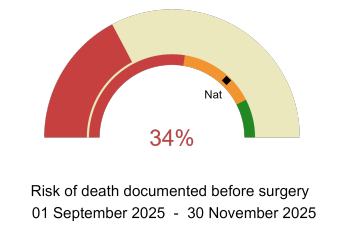
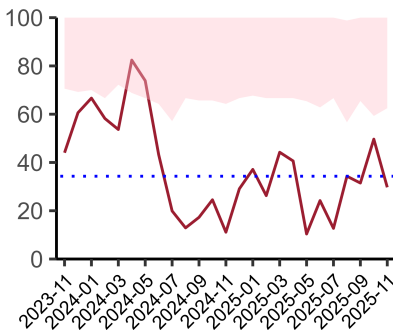
**Infection - antibiotic administration within the correct clinical timeframe**

National mean 27%  
Number of patients included 14  
Data completeness 37%



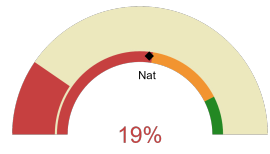
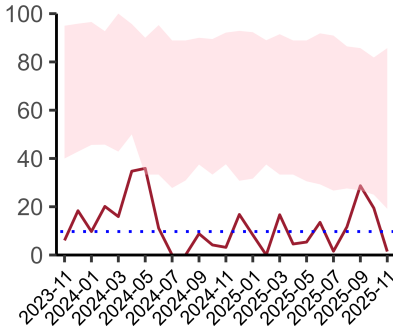
**Timeliness - proportion of patients arriving in theatre according to correct clinical timeframe.**

National mean 10%  
Number of patients included 56  
Data completeness 100%



**Risk documented before surgery**

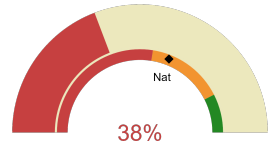
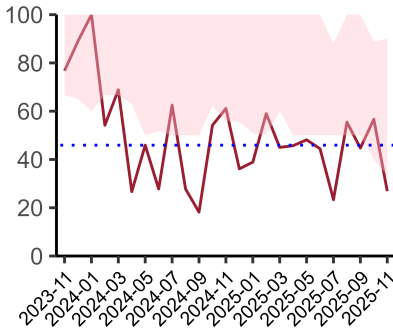
National mean 74%  
Number of patients included 122  
Data completeness 100%



Risk of death documented after surgery  
01 September 2025 - 30 November 2025

**Risk documented after surgery**

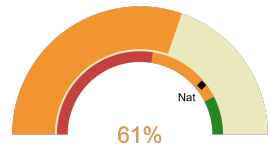
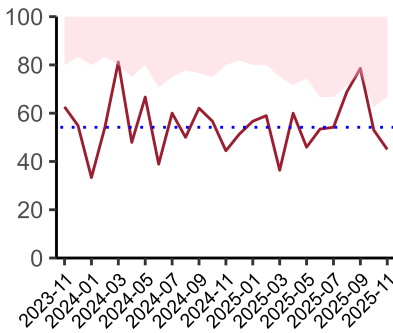
National mean 54%  
Number of patients included 122  
Data completeness 100%



Admitted to critical care following surgery when the risk of death  $\geq$  5% (Excludes patients who died in theatre or with a decision to palliate)  
01 September 2025 - 30 November 2025

**Admitted to Critical Care (risk of death  $\geq$  5%)**

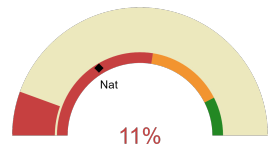
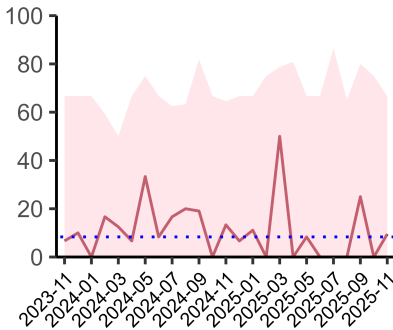
National mean 62%  
Number of patients included 74  
Data completeness 100%



Consultant surgeon and anaesthetist present in theatre when risk of death  $\geq$  5%  
01 September 2025 - 30 November 2025

**Consultant Anaesthetist & Consultant Surgeon in theatre (risk of death  $\geq$  5%)**

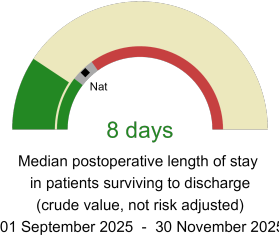
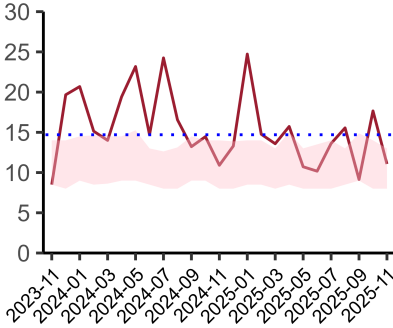
National mean 79%  
Number of patients included 76  
Data completeness 79%



Perioperative assessment by a care of the older person specialist  
01 September 2025 - 30 November 2025

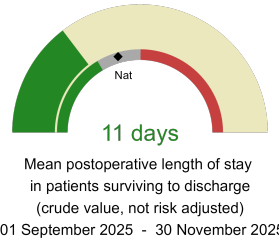
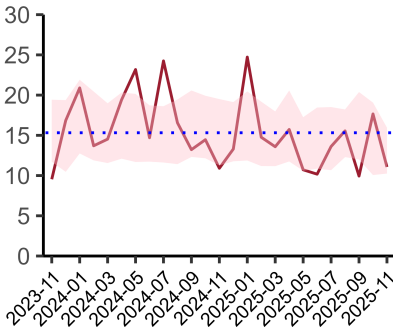
**Perioperative Assessment by a member of the geriatrician-led multidisciplinary team for patient aged 65 or over and frail (CFS  $\geq$  5) or 80+**

National mean 33%  
Number of patients included 23  
Data completeness 57%



**Median postoperative Length of Stay**

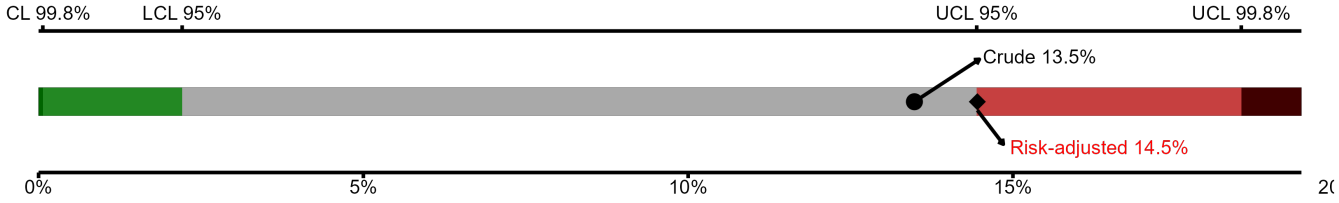
National median 11 days  
Number of patients included 77  
Data completeness 100%



**Mean postoperative Length of Stay**

National mean 15 days  
Number of patients included 77  
Data completeness 100%

**Risk-Adjusted Mortality**



Number of patients included 89 | 30-day risk-adjusted mortality rate 14.5% | National 30-day mortality rate 7.8%

**Integrated Care Board**

NHS Nottingham And Nottinghamshire Integrated Care Board ICB comprises Kings Mill Hospital, Nottingham City Hospital, Queens Medical Centre - Nottingham.