

**Explanatory Notes**

All cases admitted to hospital between 01 April 2025 and 30 June 2025 have been included. Only cases where the necessary data are available have been included in the denominator for each individual analysis.

The results for process measures for which fewer than 10 cases have available data will not be reported. Instead value will be marked as 'Insufficient data'.

For this report runcharts are compared to national quartiles.

For better insight to how these standards have been structured, please refer to the **NELA standards document**.

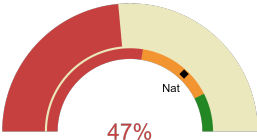


**NHS Dorset Integrated Care Board**

**2025-26 Reporting Period 3: 01 April 2025 - 30 June 2025**

These plots represent patients having an emergency laparotomy during Year 2025-26 Reporting Period 3 of NELA data collection.

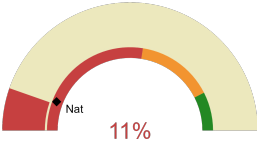
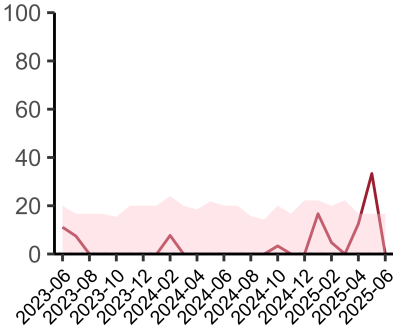
**NELA process and outcome measures**



Estimated case ascertainment  
01 April 2025 - 30 June 2025

**Estimated Case Ascertainment  
(Based on HES Data)**

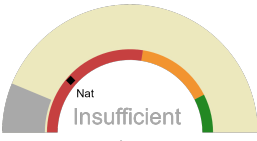
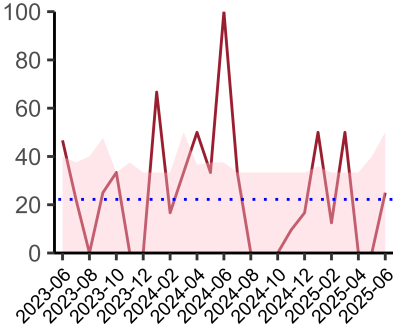
Expected number of cases 103  
Total cases entered 54  
Cases locked 45  
Cases unlocked 9



Proportion of patients who had a CT scan that was reported by senior radiologist and communicated with the team in the correct time scale before surgery  
01 April 2025 - 30 June 2025

**CT reported by a senior radiologist (ST3+) and communicated with the team in the correct time scale before surgery.**

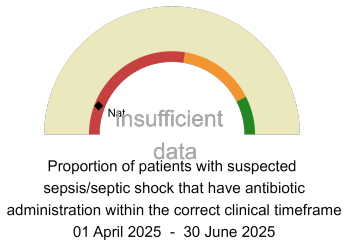
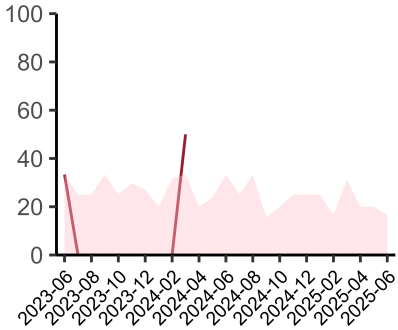
National mean 12%  
Number of patients included 28  
Data completeness 100%



Proportion of patients with suspected sepsis/septic shock or infection that have antibiotic administration within the correct clinical timeframe  
01 April 2025 - 30 June 2025

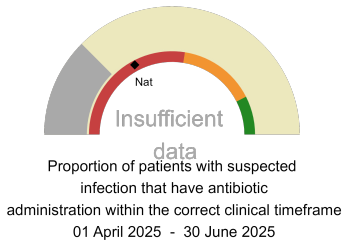
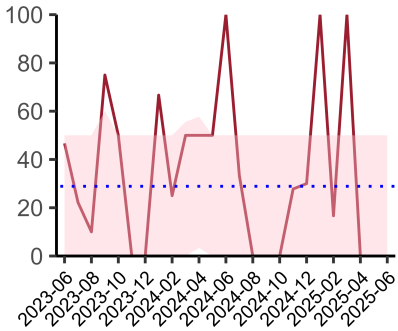
**Combined Infection management standard - antibiotic administration within the correct clinical timeframe**

National mean 23%  
Number of patients included 8  
Data completeness 90%



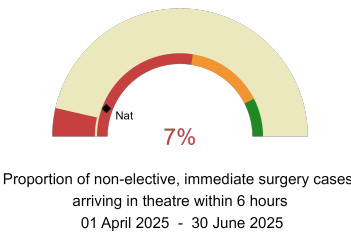
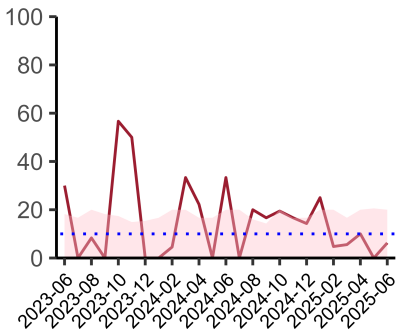
**Sepsis/septic shock - antibiotic administration within the correct clinical timeframe**

National mean 12%  
Number of patients included 3  
Data completeness 83%



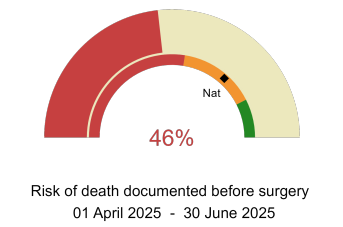
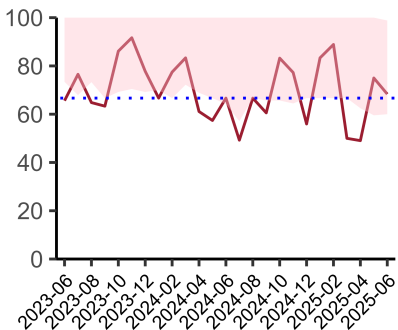
**Infection - antibiotic administration within the correct clinical timeframe**

National mean 34%  
Number of patients included 5  
Data completeness 58%



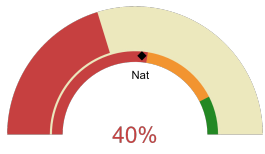
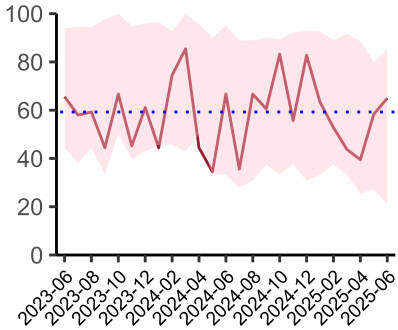
**Timeliness - proportion of patients arriving in theatre according to correct clinical timeframe.**

National mean 12%  
Number of patients included 23  
Data completeness 100%



**Risk documented before surgery**

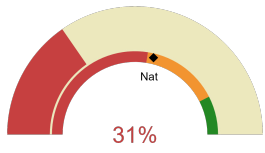
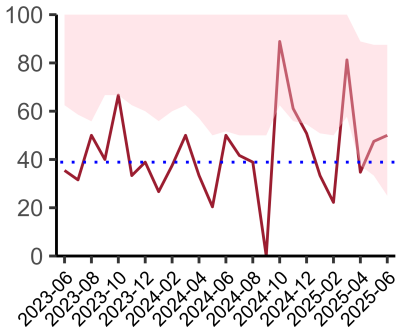
National mean 73%  
Number of patients included 54  
Data completeness 100%



Risk of death documented after surgery  
01 April 2025 - 30 June 2025

**Risk documented after surgery**

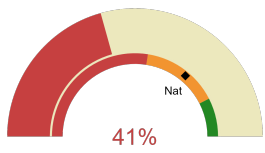
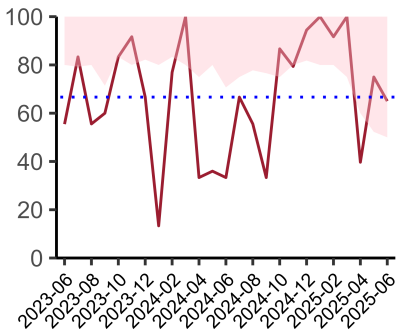
National mean 53%  
Number of patients included 54  
Data completeness 100%



Admitted to critical care following surgery when the risk of death ≥ 5% (Excludes patients who died in theatre or with a decision to palliate)  
01 April 2025 - 30 June 2025

**Admitted to Critical Care (risk of death ≥ 5%)**

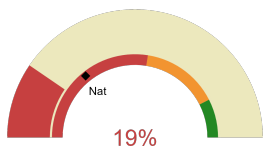
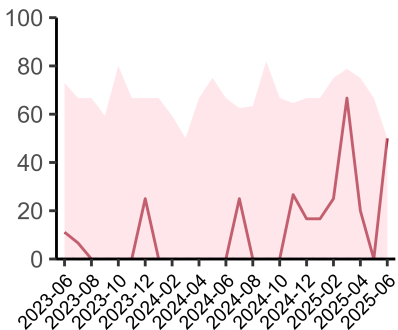
National mean 58%  
Number of patients included 34  
Data completeness 100%



Consultant surgeon and anaesthetist present in theatre when risk of death ≥ 5%  
01 April 2025 - 30 June 2025

**Consultant Anaesthetist & Consultant Surgeon in theatre (risk of death ≥ 5%)**

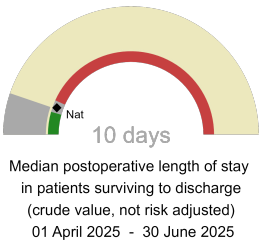
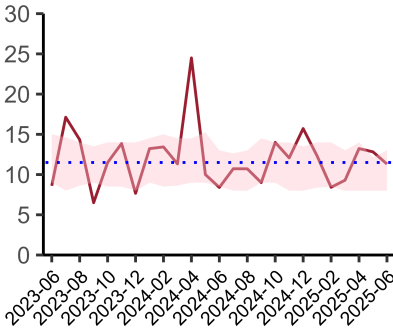
National mean 72%  
Number of patients included 31  
Data completeness 69%



Perioperative assessment by a care of the older person specialist  
01 April 2025 - 30 June 2025

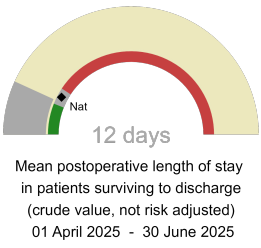
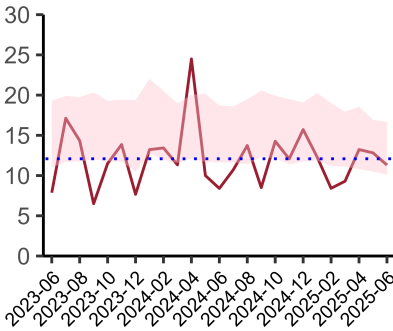
**Perioperative Assessment by a member of the geriatrician-led multidisciplinary team for patient aged 65 or over and frail (CFS ≥ 5) or 80+**

National mean 28%  
Number of patients included 21  
Data completeness 79%



**Median postoperative Length of Stay**

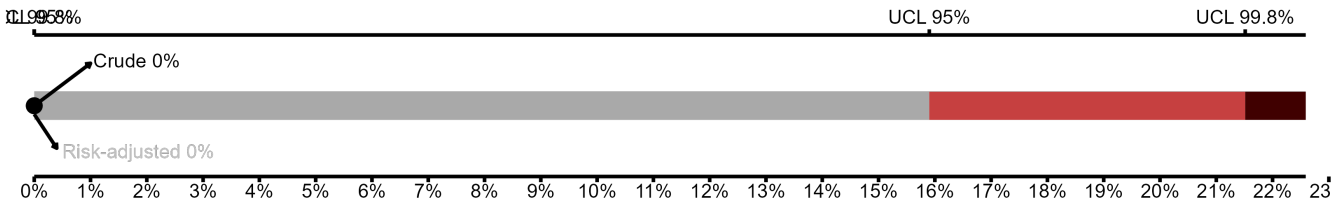
National median 10 days  
Number of patients included 49  
Data completeness 100%



**Mean postoperative Length of Stay**

National mean 14 days  
Number of patients included 49  
Data completeness 100%

**Risk-Adjusted Mortality**



Number of patients included 49 | 30-day risk-adjusted mortality rate 0% | National 30-day mortality rate 6.9%

**Integrated Care Board**

NHS Dorset Integrated Care Board ICB comprises The Royal Bournemouth Hospital, Dorset County Hospital, Poole Hospital.