

Explanatory Notes

All cases admitted to hospital between 01 October 2025 and 31 December 2025 have been included. Only cases where the necessary data are available have been included in the denominator for each individual analysis.

The results for process measures for which fewer than 10 cases have available data will not be reported. Instead value will be marked as 'Insufficient data'.

For this report runcharts are compared to national quartiles.

For better insight to how these standards have been structured, please refer to the **NELA standards document**.

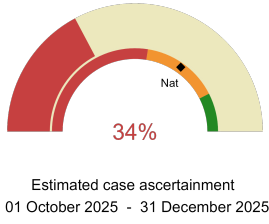


NHS Dorset Integrated Care Board

2025-26 Reporting Period 9: 01 October 2025 - 31 December 2025

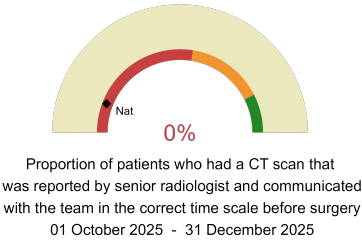
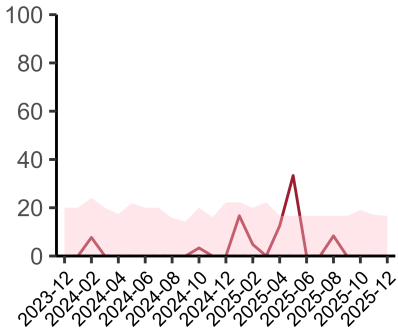
These plots represent patients having an emergency laparotomy during Year 2025-26 Reporting Period 9 of NELA data collection.

NELA process and outcome measures



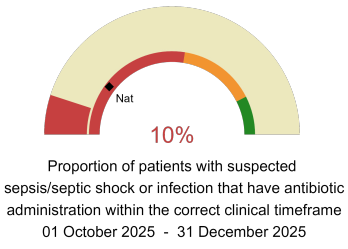
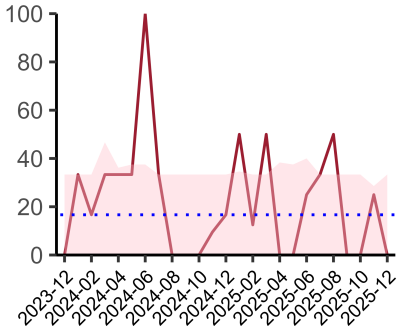
Estimated Case Ascertainment (Based on HES Data)

Expected number of cases 90
Total cases entered 31
Cases locked 30
Cases unlocked 1



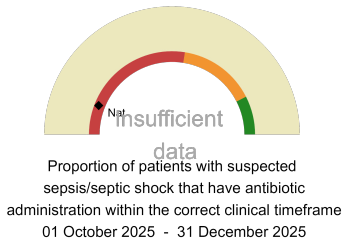
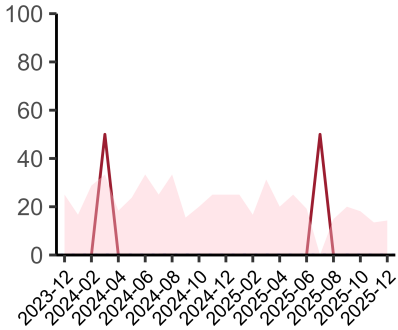
CT reported by a senior radiologist (ST3+) and communicated with the team in the correct time scale before surgery.

National mean 12%
Number of patients included 29
Data completeness 100%



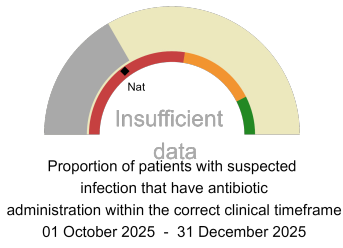
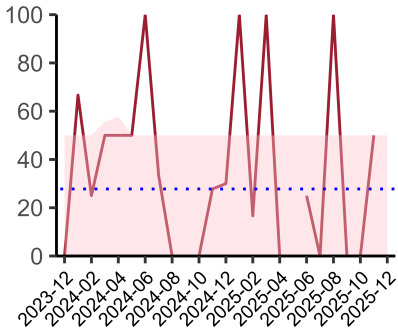
Combined Infection management standard - antibiotic administration within the correct clinical timeframe

National mean 21%
Number of patients included 10
Data completeness 100%



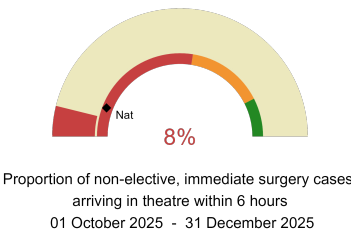
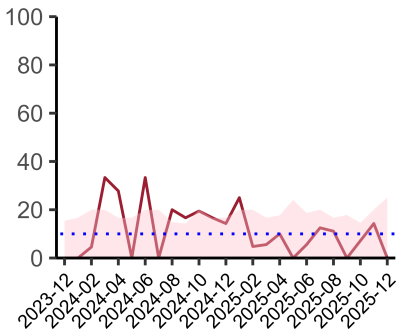
Sepsis/septic shock - antibiotic administration within the correct clinical timeframe

National mean 12%
Number of patients included 7
Data completeness 100%



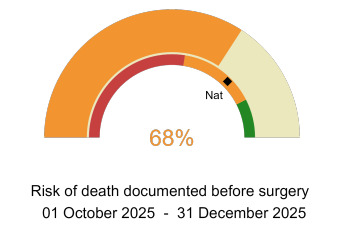
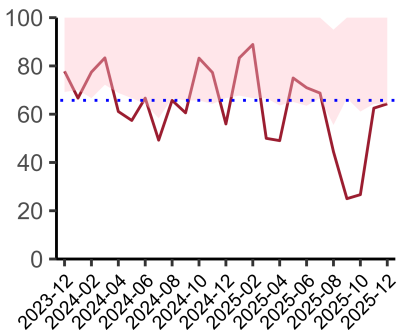
Infection - antibiotic administration within the correct clinical timeframe

National mean 30%
Number of patients included 3
Data completeness 30%



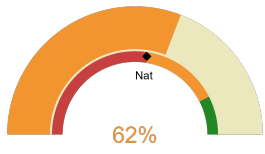
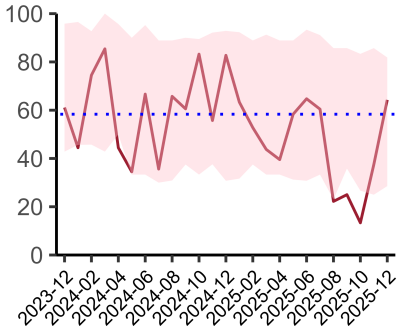
Timeliness - proportion of patients arriving in theatre according to correct clinical timeframe.

National mean 12%
Number of patients included 26
Data completeness 100%



Risk documented before surgery

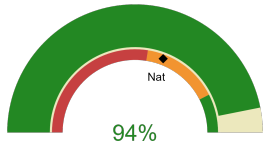
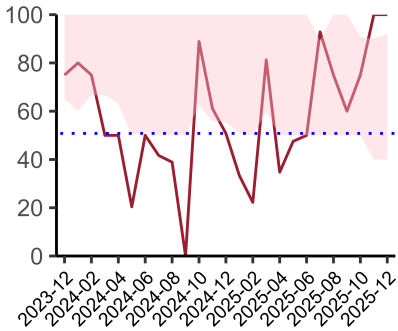
National mean 75%
Number of patients included 31
Data completeness 100%



Risk of death documented after surgery
01 October 2025 - 31 December 2025

Risk documented after surgery

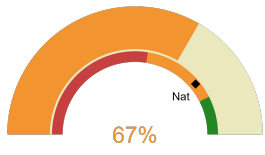
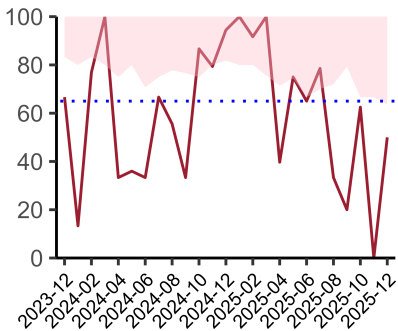
National mean 55%
Number of patients included 31
Data completeness 100%



Admitted to critical care following surgery when the risk of death ≥ 5% (Excludes patients who died in theatre or with a decision to palliate)
01 October 2025 - 31 December 2025

Admitted to Critical Care (risk of death ≥ 5%)

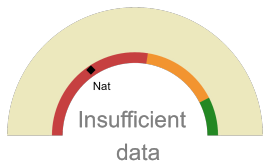
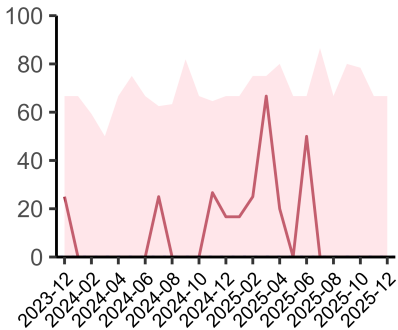
National mean 62%
Number of patients included 17
Data completeness 100%



Consultant surgeon and anaesthetist present in theatre when risk of death ≥ 5%
01 October 2025 - 31 December 2025

Consultant Anaesthetist & Consultant Surgeon in theatre (risk of death ≥ 5%)

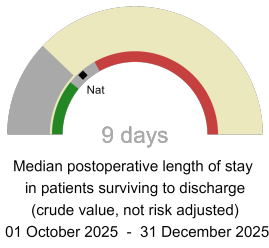
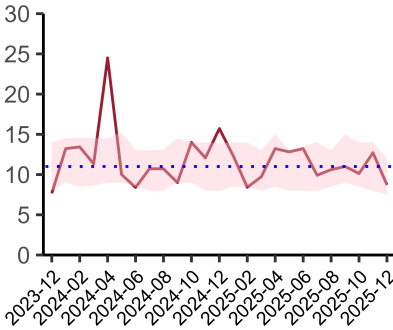
National mean 78%
Number of patients included 16
Data completeness 86%



Perioperative assessment by a care of the older person specialist
01 October 2025 - 31 December 2025

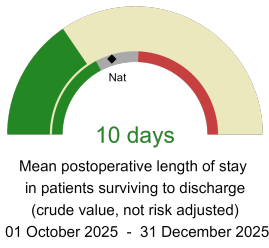
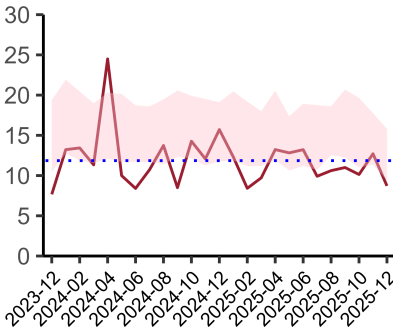
Perioperative Assessment by a member of the geriatrician-led multidisciplinary team for patient aged 65 or over and frail (CFS ≥ 5) or 80+

National mean 31%
Number of patients included 8
Data completeness 100%



Median postoperative Length of Stay

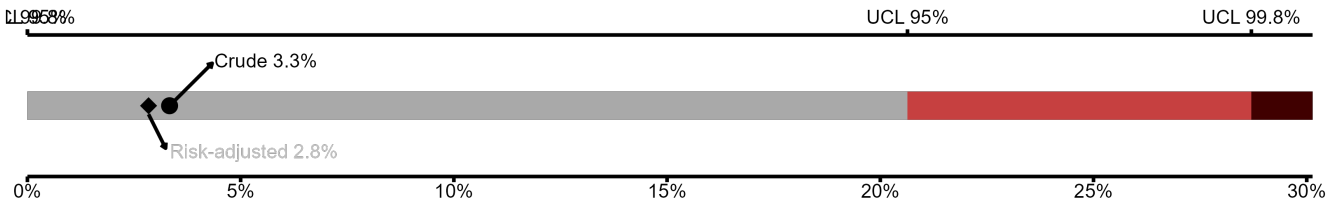
National median 10 days
Number of patients included 29
Data completeness 100%



Mean postoperative Length of Stay

National mean 14 days
Number of patients included 29
Data completeness 100%

Risk-Adjusted Mortality



Number of patients included 30 | 30-day risk-adjusted mortality rate 2.8% | National 30-day mortality rate 8%

Integrated Care Board

NHS Dorset Integrated Care Board ICB comprises The Royal Bournemouth Hospital, Dorset County Hospital, Poole Hospital.