

**Explanatory Notes**

All cases admitted to hospital between 01 March 2025 and 31 May 2025 have been included. Only cases where the necessary data are available have been included in the denominator for each individual analysis.

The results for process measures for which fewer than 10 cases have available data will not be reported. Instead value will be marked as 'Insufficient data'.

For this report runcharts are compared to national quartiles.

For better insight to how these standards have been structured, please refer to the **NELA standards document**.

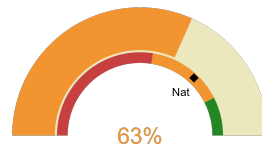


**NHS Cornwall And The Isles Of Scilly Integrated Care Board**

**2025-26 Reporting Period 2: 01 March 2025 - 31 May 2025**

These plots represent patients having an emergency laparotomy during Year 2025-26 Reporting Period 2 of NELA data collection.

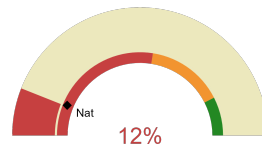
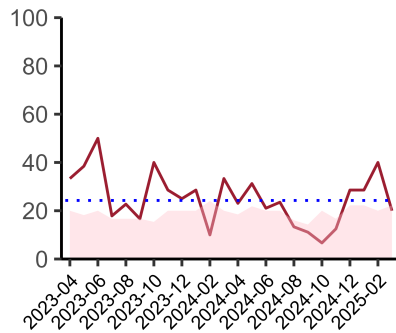
**NELA process and outcome measures**



Estimated case ascertainment  
01 March 2025 - 31 May 2025

**Estimated Case Ascertainment  
(Based on HES Data)**

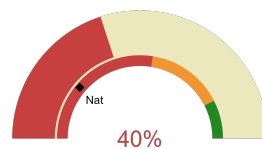
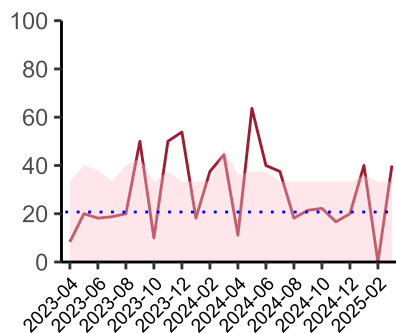
Expected number of cases 60  
Total cases entered 38  
Cases locked 20  
Cases unlocked 18



Proportion of patients who had a CT scan that was reported by senior radiologist and communicated with the team in the correct time scale before surgery  
01 March 2025 - 31 May 2025

**CT reported by a senior radiologist (ST3+) and communicated with the team in the correct time scale before surgery.**

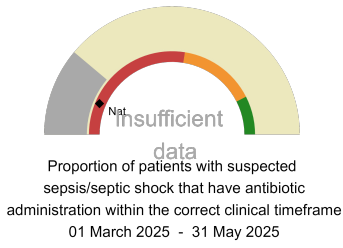
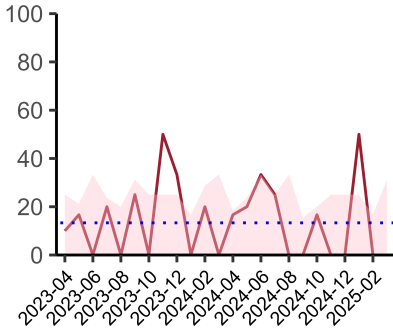
National mean 12%  
Number of patients included 25  
Data completeness 95%



Proportion of patients with suspected sepsis/septic shock or infection that have antibiotic administration within the correct clinical timeframe  
01 March 2025 - 31 May 2025

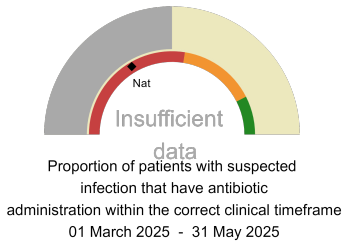
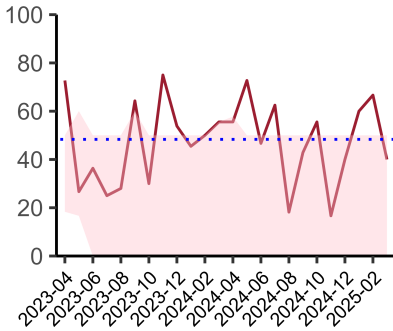
**Combined Infection management standard - antibiotic administration within the correct clinical timeframe**

National mean 22%  
Number of patients included 15  
Data completeness 58%



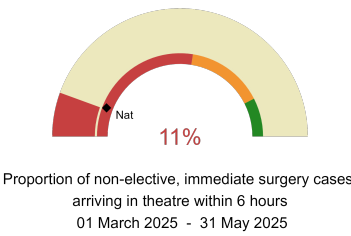
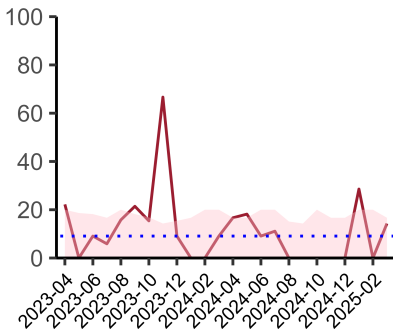
**Sepsis/septic shock - antibiotic administration within the correct clinical timeframe**

National mean 13%  
Number of patients included 9  
Data completeness 45%



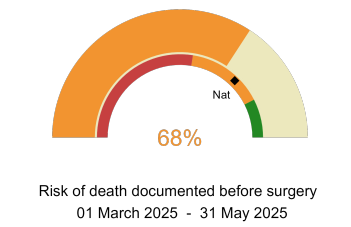
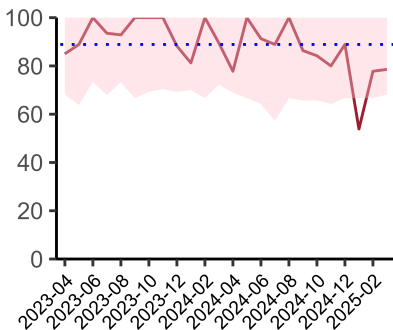
**Infection - antibiotic administration within the correct clinical timeframe**

National mean 33%  
Number of patients included 8  
Data completeness 31%



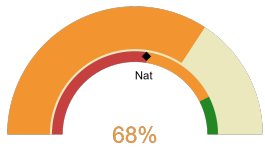
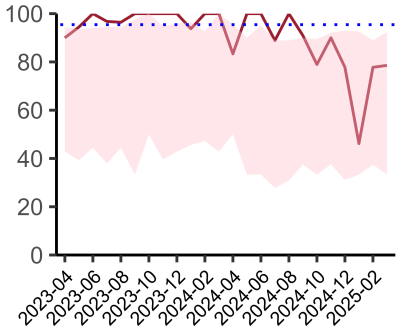
**Timeliness - proportion of patients arriving in theatre according to correct clinical timeframe.**

National mean 12%  
Number of patients included 18  
Data completeness 100%



**Risk documented before surgery**

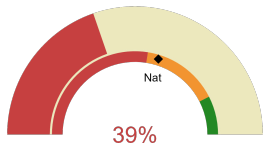
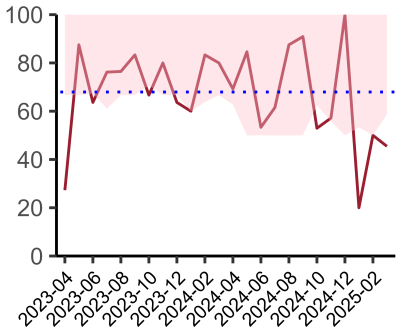
National mean 74%  
Number of patients included 38  
Data completeness 100%



Risk of death documented after surgery  
01 March 2025 - 31 May 2025

**Risk documented after surgery**

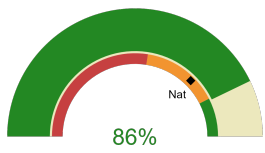
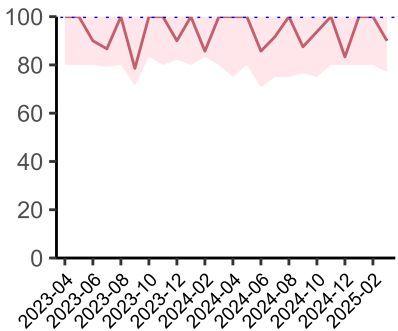
National mean 55%  
Number of patients included 38  
Data completeness 100%



Admitted to critical care following surgery when the risk of death  $\geq$  5% (Excludes patients who died in theatre or with a decision to palliate)  
01 March 2025 - 31 May 2025

**Admitted to Critical Care (risk of death  $\geq$  5%)**

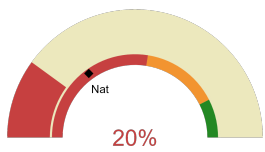
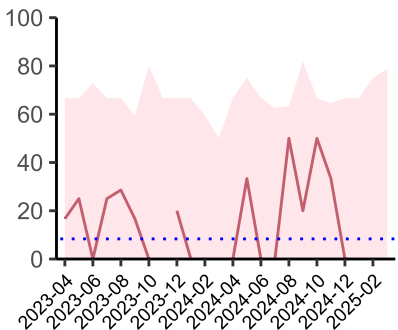
National mean 60%  
Number of patients included 33  
Data completeness 100%



Consultant surgeon and anaesthetist present in theatre when risk of death  $\geq$  5%  
01 March 2025 - 31 May 2025

**Consultant Anaesthetist & Consultant Surgeon in theatre (risk of death  $\geq$  5%)**

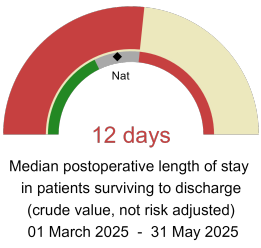
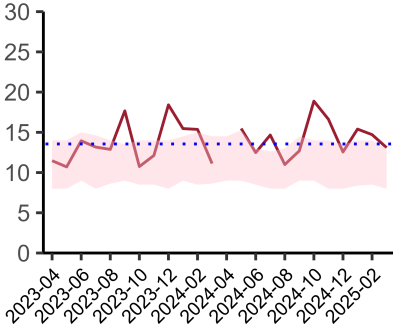
National mean 75%  
Number of patients included 28  
Data completeness 88%



Perioperative assessment by a care of the older person specialist  
01 March 2025 - 31 May 2025

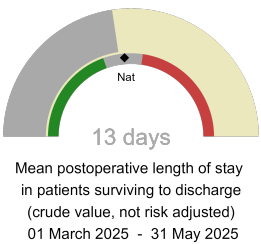
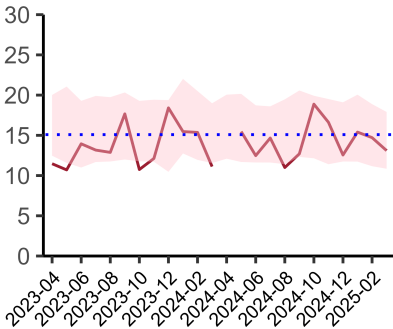
**Perioperative Assessment by a member of the geriatrician-led multidisciplinary team for patient aged 65 or over and frail (CFS  $\geq$  5) or 80+**

National mean 30%  
Number of patients included 10  
Data completeness 62%



**Median postoperative Length of Stay**

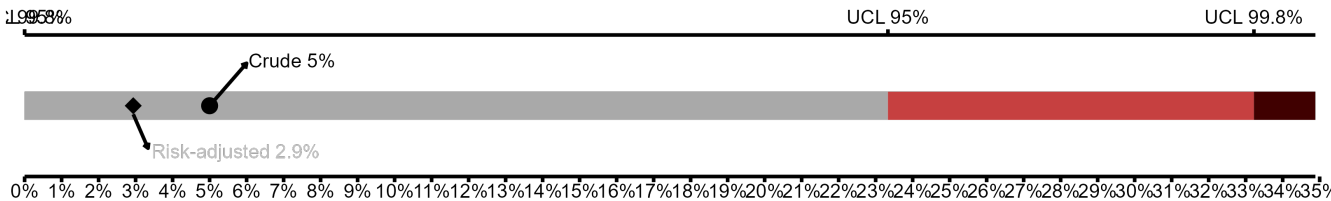
National median 10 days  
Number of patients included 19  
Data completeness 100%



**Mean postoperative Length of Stay**

National mean 14 days  
Number of patients included 19  
Data completeness 100%

**Risk-Adjusted Mortality**



Number of patients included 20 | 30-day risk-adjusted mortality rate 2.9% | National 30-day mortality rate 7.2%