

**Explanatory Notes**

All cases admitted to hospital between 01 July 2025 and 30 September 2025 have been included. Only cases where the necessary data are available have been included in the denominator for each individual analysis.

The results for process measures for which fewer than 10 cases have available data will not be reported. Instead value will be marked as 'Insufficient data'.

For this report runcharts are compared to national quartiles.

For better insight to how these standards have been structured, please refer to the **NELA standards document**.

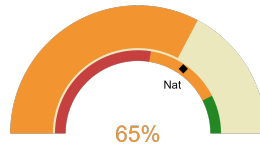


**NHS Cornwall And The Isles Of Scilly Integrated Care Board**

**2025-26 Reporting Period 6: 01 July 2025 - 30 September 2025**

These plots represent patients having an emergency laparotomy during Year 2025-26 Reporting Period 6 of NELA data collection.

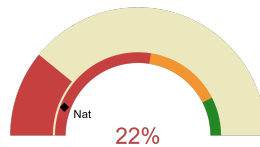
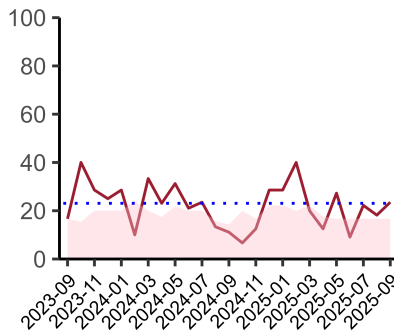
**NELA process and outcome measures**



Estimated case ascertainment  
01 July 2025 - 30 September 2025

**Estimated Case Ascertainment  
(Based on HES Data)**

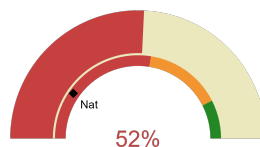
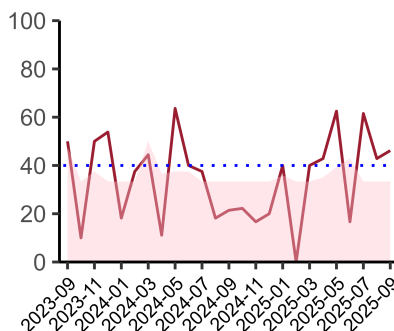
Expected number of cases 84  
Total cases entered 55  
Cases locked 55  
Cases unlocked 0



Proportion of patients who had a CT scan that was reported by senior radiologist and communicated with the team in the correct time scale before surgery  
01 July 2025 - 30 September 2025

**CT reported by a senior radiologist (ST3+) and communicated with the team in the correct time scale before surgery.**

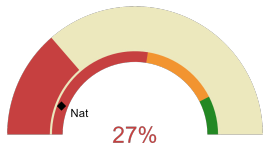
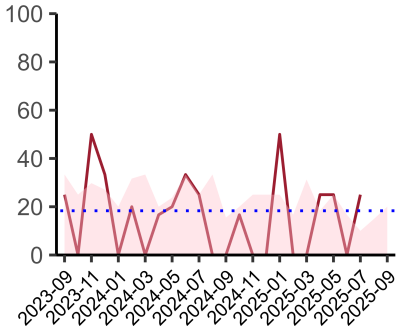
National mean 12%  
Number of patients included 46  
Data completeness 100%



Proportion of patients with suspected sepsis/septic shock or infection that have antibiotic administration within the correct clinical timeframe  
01 July 2025 - 30 September 2025

**Combined Infection management standard - antibiotic administration within the correct clinical timeframe**

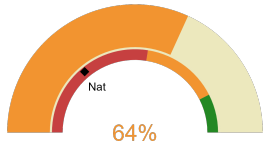
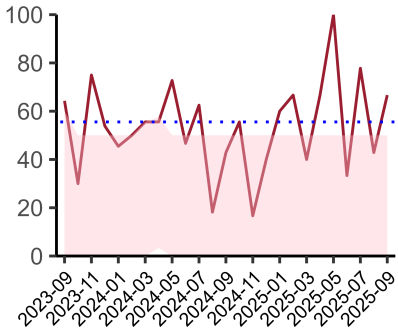
National mean 19%  
Number of patients included 33  
Data completeness 100%



Proportion of patients with suspected sepsis/septic shock that have antibiotic administration within the correct clinical timeframe  
01 July 2025 - 30 September 2025

**Sepsis/septic shock - antibiotic administration within the correct clinical timeframe**

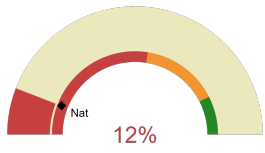
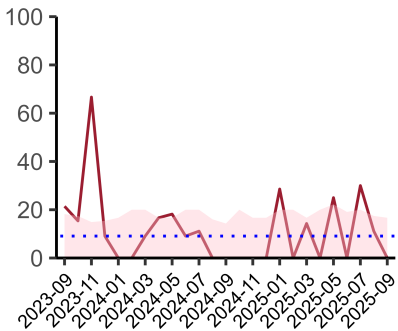
National mean 12%  
Number of patients included 11  
Data completeness 100%



Proportion of patients with suspected infection that have antibiotic administration within the correct clinical timeframe  
01 July 2025 - 30 September 2025

**Infection - antibiotic administration within the correct clinical timeframe**

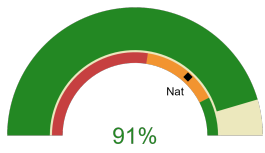
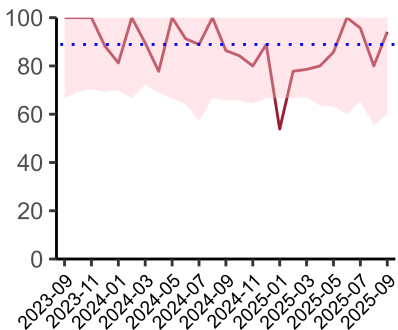
National mean 28%  
Number of patients included 22  
Data completeness 67%



Proportion of non-elective, immediate surgery cases, arriving in theatre within 6 hours  
01 July 2025 - 30 September 2025

**Timeliness - proportion of patients arriving in theatre according to correct clinical timeframe.**

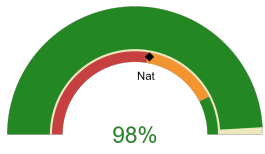
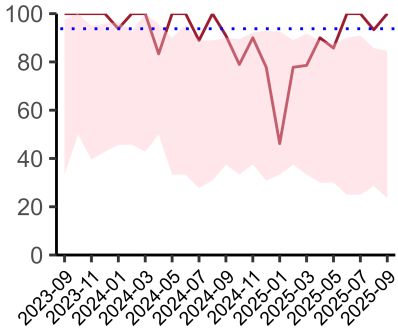
National mean 12%  
Number of patients included 34  
Data completeness 100%



Risk of death documented before surgery  
01 July 2025 - 30 September 2025

**Risk documented before surgery**

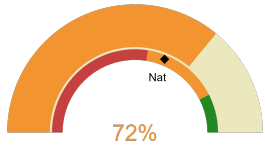
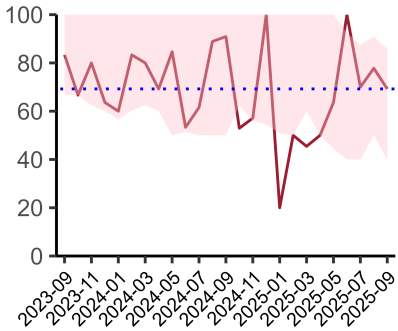
National mean 73%  
Number of patients included 55  
Data completeness 100%



Risk of death documented after surgery  
01 July 2025 - 30 September 2025

**Risk documented after surgery**

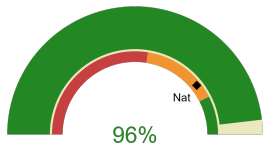
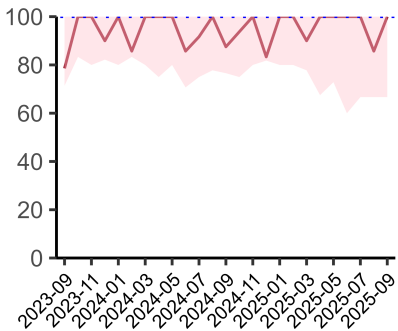
National mean 56%  
Number of patients included 55  
Data completeness 100%



Admitted to critical care following surgery when the risk of death  $\geq$  5% (Excludes patients who died in theatre or with a decision to palliate)  
01 July 2025 - 30 September 2025

**Admitted to Critical Care (risk of death  $\geq$  5%)**

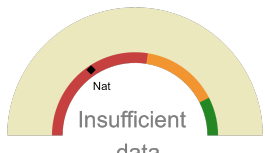
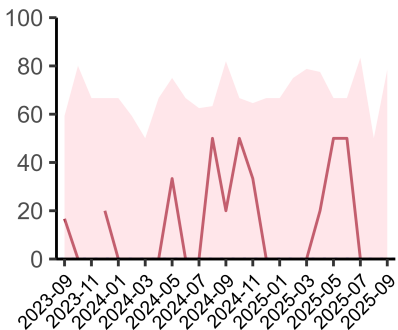
National mean 62%  
Number of patients included 32  
Data completeness 100%



Consultant surgeon and anaesthetist present in theatre when risk of death  $\geq$  5%  
01 July 2025 - 30 September 2025

**Consultant Anaesthetist & Consultant Surgeon in theatre (risk of death  $\geq$  5%)**

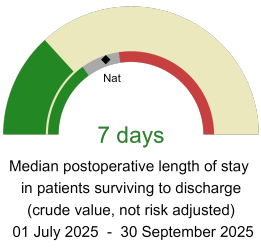
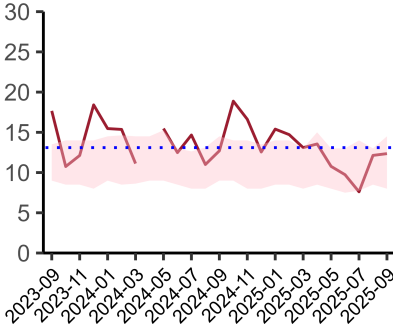
National mean 79%  
Number of patients included 27  
Data completeness 69%



Perioperative assessment by a care of the older person specialist  
01 July 2025 - 30 September 2025

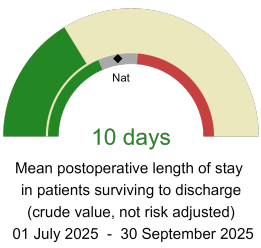
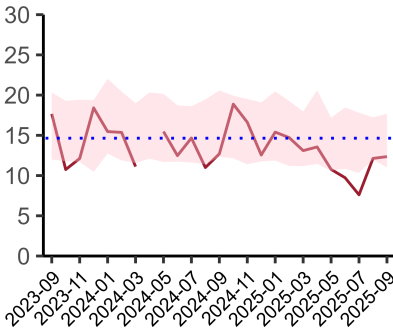
**Perioperative Assessment by a member of the geriatrician-led multidisciplinary team for patient aged 65 or over and frail (CFS  $\geq$  5) or 80+**

National mean 31%  
Number of patients included 8  
Data completeness 100%



**Median postoperative Length of Stay**

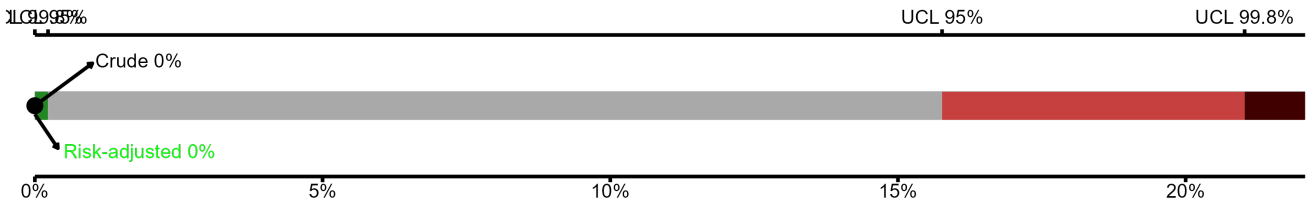
National median 10 days  
Number of patients included 55  
Data completeness 100%



**Mean postoperative Length of Stay**

National mean 14 days  
Number of patients included 55  
Data completeness 100%

**Risk-Adjusted Mortality**



Number of patients included 55 | 30-day risk-adjusted mortality rate 0% | National 30-day mortality rate 7.2%

**Integrated Care Board**

NHS Cornwall And The Isles Of Scilly Integrated Care Board ICB comprises Royal Cornwall Hospital.