

Explanatory Notes

All cases admitted to hospital between 01 November 2025 and 31 January 2026 have been included. Only cases where the necessary data are available have been included in the denominator for each individual analysis.

The results for process measures for which fewer than 10 cases have available data will not be reported. Instead value will be marked as 'Insufficient data'.

For this report runcharts are compared to national quartiles.

For better insight to how these standards have been structured, please refer to the **NELA standards document**.

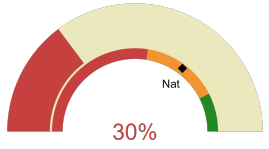


NHS Mid And South Essex Integrated Care Board

2025-26 Reporting Period 10: 01 November 2025 - 31 January 2026

These plots represent patients having an emergency laparotomy during Year 2025-26 Reporting Period 10 of NELA data collection.

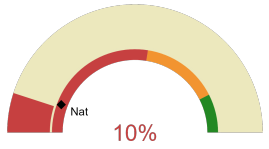
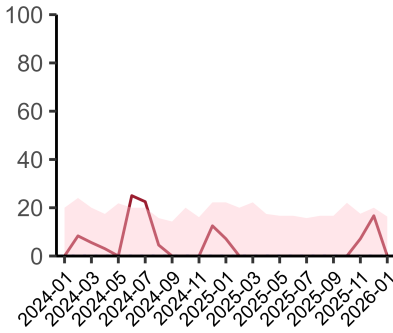
NELA process and outcome measures



Estimated case ascertainment
01 November 2025 - 31 January 2026

**Estimated Case Ascertainment
(Based on HES Data)**

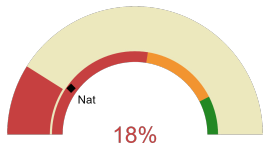
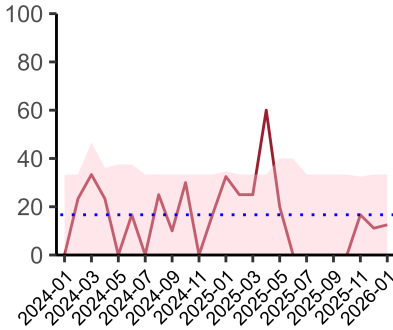
Expected number of cases 155
Total cases entered 45
Cases locked 24
Cases unlocked 21



Proportion of patients who had a CT scan that was reported by senior radiologist and communicated with the team in the correct time scale before surgery
01 November 2025 - 31 January 2026

CT reported by a senior radiologist (ST3+) and communicated with the team in the correct time scale before surgery.

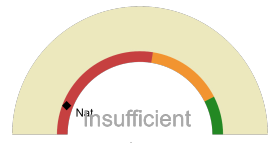
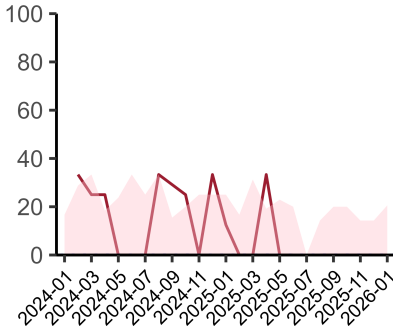
National mean 11%
Number of patients included 32
Data completeness 100%



Proportion of patients with suspected sepsis/septic shock or infection that have antibiotic administration within the correct clinical timeframe
01 November 2025 - 31 January 2026

Combined Infection management standard - antibiotic administration within the correct clinical timeframe

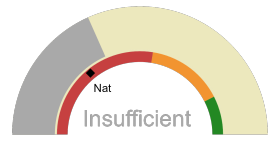
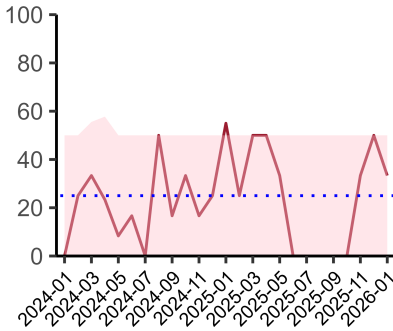
National mean 20%
Number of patients included 14
Data completeness 88%



Proportion of patients with suspected sepsis/septic shock that have antibiotic administration within the correct clinical timeframe
01 November 2025 - 31 January 2026

Sepsis/septic shock - antibiotic administration within the correct clinical timeframe

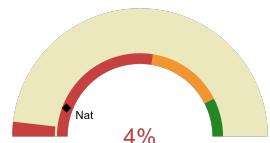
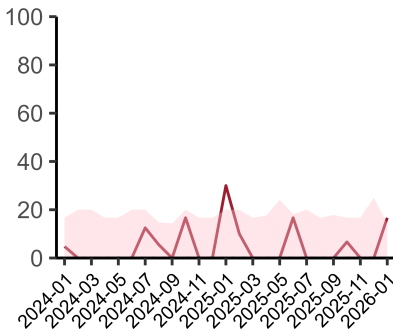
National mean 12%
Number of patients included 6
Data completeness 81%



Proportion of patients with suspected infection that have antibiotic administration within the correct clinical timeframe
01 November 2025 - 31 January 2026

Infection - antibiotic administration within the correct clinical timeframe

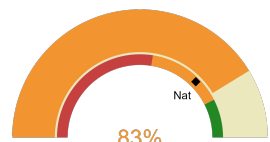
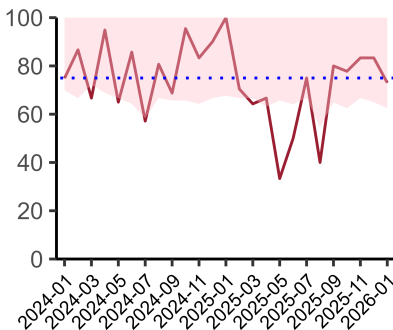
National mean 28%
Number of patients included 8
Data completeness 46%



Proportion of non-elective, immediate surgery cases, arriving in theatre within 6 hours
01 November 2025 - 31 January 2026

Timeliness - proportion of patients arriving in theatre according to correct clinical timeframe.

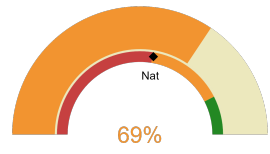
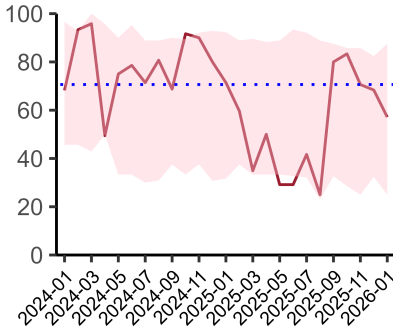
National mean 12%
Number of patients included 27
Data completeness 100%



Risk of death documented before surgery
01 November 2025 - 31 January 2026

Risk documented before surgery

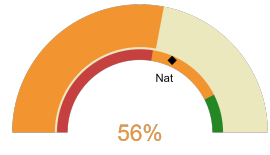
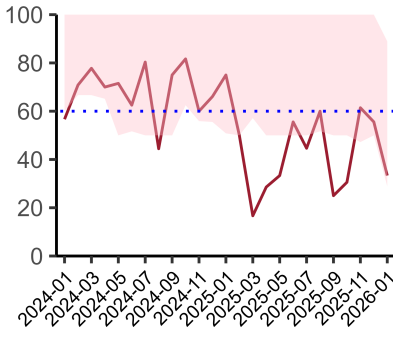
National mean 75%
Number of patients included 45
Data completeness 100%



Risk of death documented after surgery
01 November 2025 - 31 January 2026

Risk documented after surgery

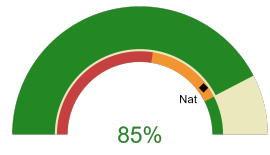
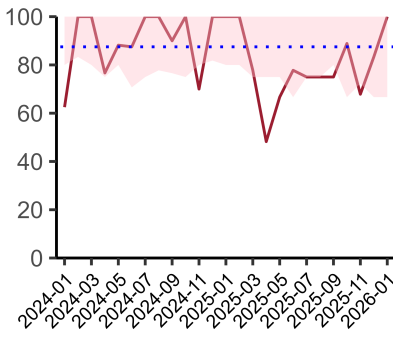
National mean 55%
Number of patients included 45
Data completeness 100%



Admitted to critical care following surgery when the risk of death \geq 5% (Excludes patients who died in theatre or with a decision to palliate)
01 November 2025 - 31 January 2026

Admitted to Critical Care (risk of death \geq 5%)

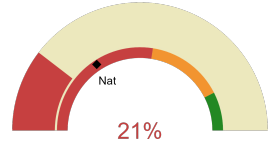
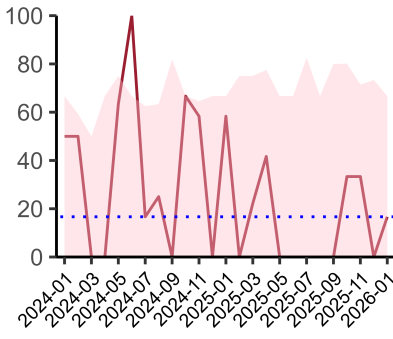
National mean 63%
Number of patients included 29
Data completeness 100%



Consultant surgeon and anaesthetist present in theatre when risk of death \geq 5%
01 November 2025 - 31 January 2026

Consultant Anaesthetist & Consultant Surgeon in theatre (risk of death \geq 5%)

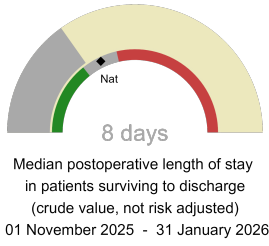
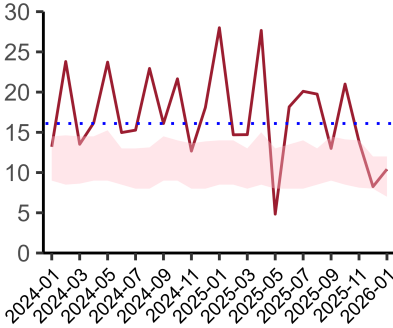
National mean 80%
Number of patients included 27
Data completeness 90%



Perioperative assessment by a care of the older person specialist
01 November 2025 - 31 January 2026

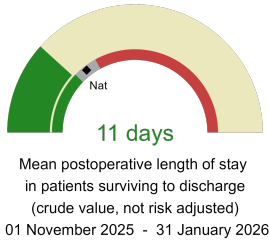
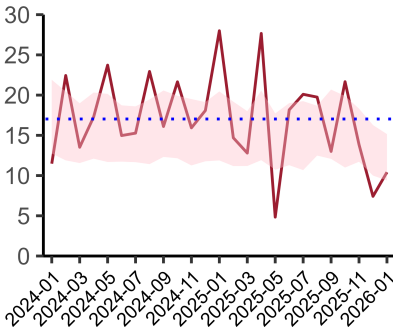
Perioperative Assessment by a member of the geriatrician-led multidisciplinary team for patient aged 65 or over and frail (CFS \geq 5) or 80+

National mean 31%
Number of patients included 15
Data completeness 96%



Median postoperative Length of Stay

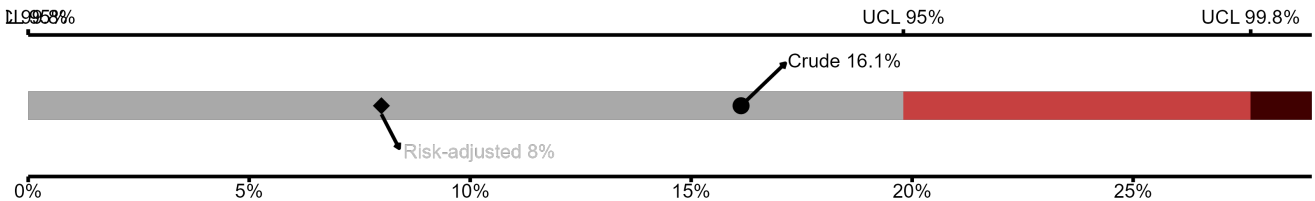
National median 10 days
Number of patients included 26
Data completeness 94%



Mean postoperative Length of Stay

National mean 14 days
Number of patients included 26
Data completeness 94%

Risk-Adjusted Mortality



Number of patients included 31 | 30-day risk-adjusted mortality rate 8% | National 30-day mortality rate 7.6%

Integrated Care Board

NHS Mid And South Essex Integrated Care Board ICB comprises Basildon University Hospital, Southend University Hospital, Broomfield Hospital.