

**Explanatory Notes**

All cases admitted to hospital between 01 May 2025 and 31 July 2025 have been included. Only cases where the necessary data are available have been included in the denominator for each individual analysis.

The results for process measures for which fewer than 10 cases have available data will not be reported. Instead value will be marked as 'Insufficient data'.

For this report runcharts are compared to national quartiles.

For better insight to how these standards have been structured, please refer to the **NELA standards document**.

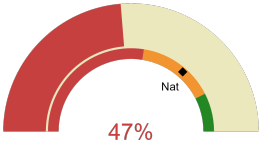


**NHS Bristol, North Somerset And South Gloucestershire Integrated Care**

**2025-26 Reporting Period 4: 01 May 2025 - 31 July 2025**

These plots represent patients having an emergency laparotomy during Year 2025-26 Reporting Period 4 of NELA data collection.

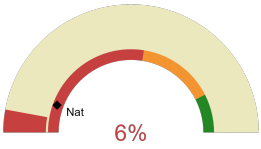
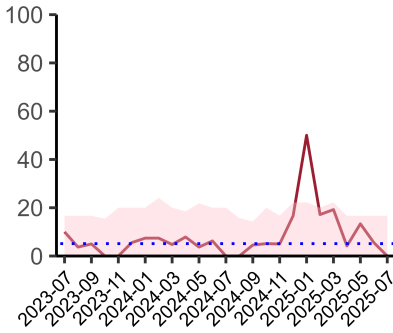
**NELA process and outcome measures**



Estimated case ascertainment  
01 May 2025 - 31 July 2025

**Estimated Case Ascertainment  
(Based on HES Data)**

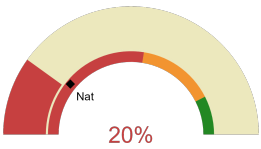
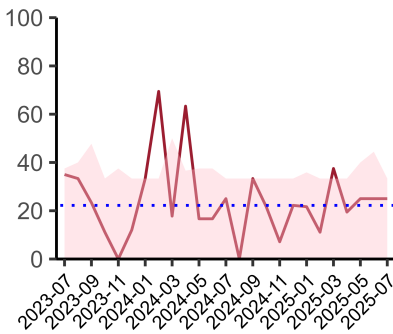
Expected number of cases 106  
Total cases entered 59  
Cases locked 34  
Cases unlocked 25



Proportion of patients who had a CT scan that was reported by senior radiologist and communicated with the team in the correct time scale before surgery  
01 May 2025 - 31 July 2025

**CT reported by a senior radiologist (ST3+) and communicated with the team in the correct time scale before surgery.**

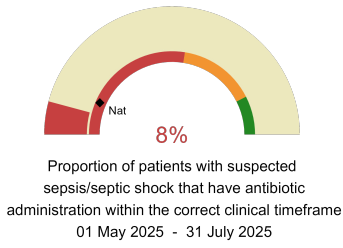
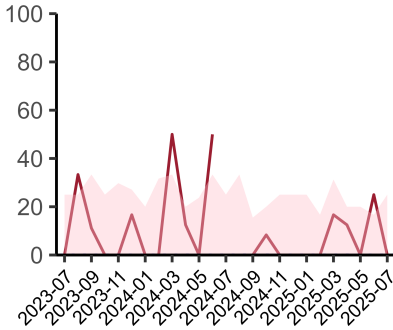
National mean 11%  
Number of patients included 49  
Data completeness 100%



Proportion of patients with suspected sepsis/septic shock or infection that have antibiotic administration within the correct clinical timeframe  
01 May 2025 - 31 July 2025

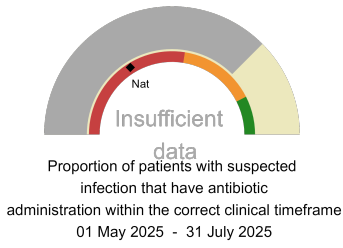
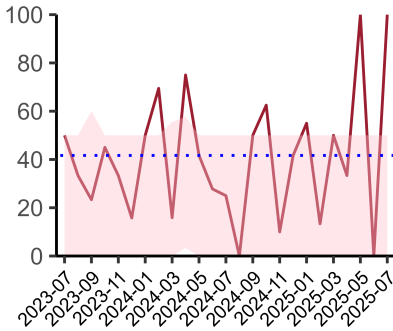
**Combined Infection management standard - antibiotic administration within the correct clinical timeframe**

National mean 22%  
Number of patients included 16  
Data completeness 63%



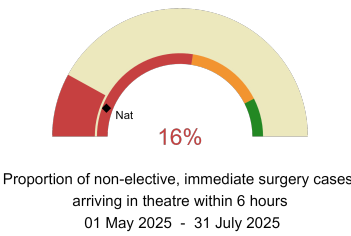
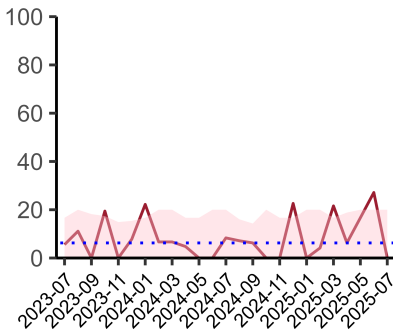
**Sepsis/septic shock - antibiotic administration within the correct clinical timeframe**

National mean 13%  
Number of patients included 13  
Data completeness 67%



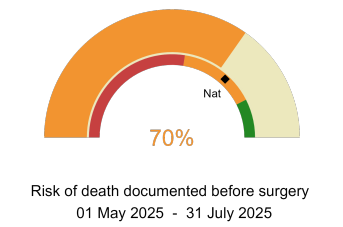
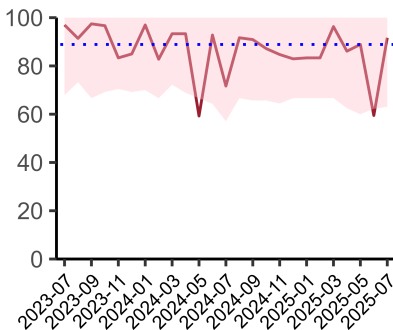
**Infection - antibiotic administration within the correct clinical timeframe**

National mean 32%  
Number of patients included 3  
Data completeness 11%



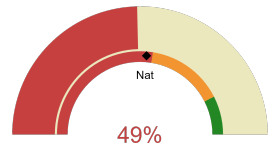
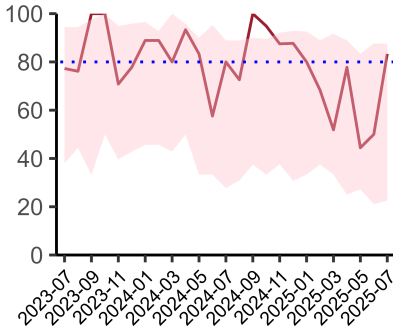
**Timeliness - proportion of patients arriving in theatre according to correct clinical timeframe.**

National mean 12%  
Number of patients included 32  
Data completeness 100%



**Risk documented before surgery**

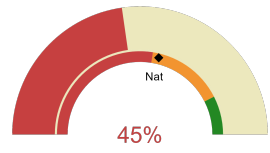
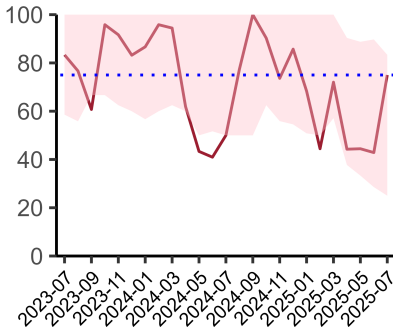
National mean 74%  
Number of patients included 59  
Data completeness 100%



Risk of death documented after surgery  
01 May 2025 - 31 July 2025

**Risk documented after surgery**

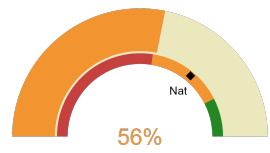
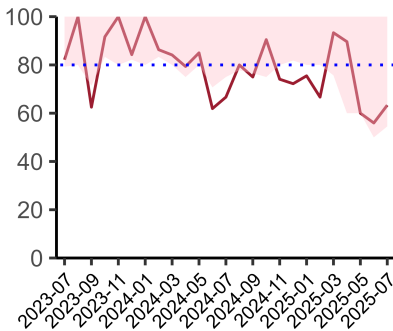
National mean 53%  
Number of patients included 59  
Data completeness 100%



Admitted to critical care following surgery when the risk of death  $\geq$  5% (Excludes patients who died in theatre or with a decision to palliate)  
01 May 2025 - 31 July 2025

**Admitted to Critical Care (risk of death  $\geq$  5%)**

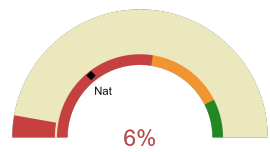
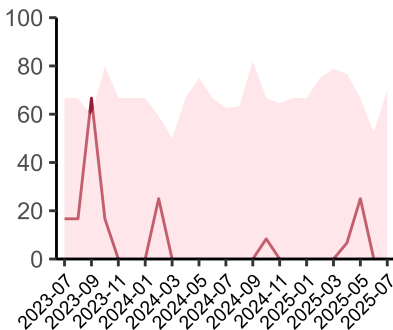
National mean 58%  
Number of patients included 35  
Data completeness 100%



Consultant surgeon and anaesthetist present in theatre when risk of death  $\geq$  5%  
01 May 2025 - 31 July 2025

**Consultant Anaesthetist & Consultant Surgeon in theatre (risk of death  $\geq$  5%)**

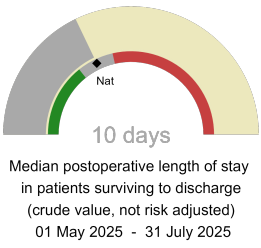
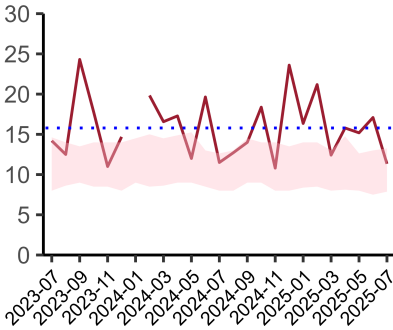
National mean 72%  
Number of patients included 28  
Data completeness 84%



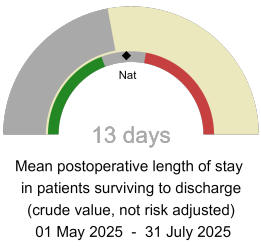
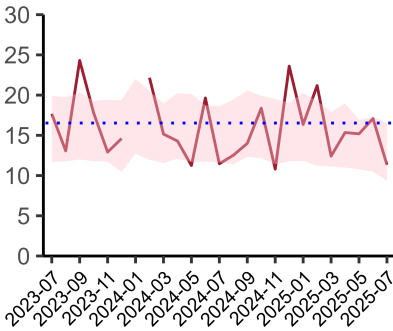
Perioperative assessment by a care of the older person specialist  
01 May 2025 - 31 July 2025

**Perioperative Assessment by a member of the geriatrician-led multidisciplinary team for patient aged 65 or over and frail (CFS  $\geq$  5) or 80+**

National mean 29%  
Number of patients included 14  
Data completeness 67%

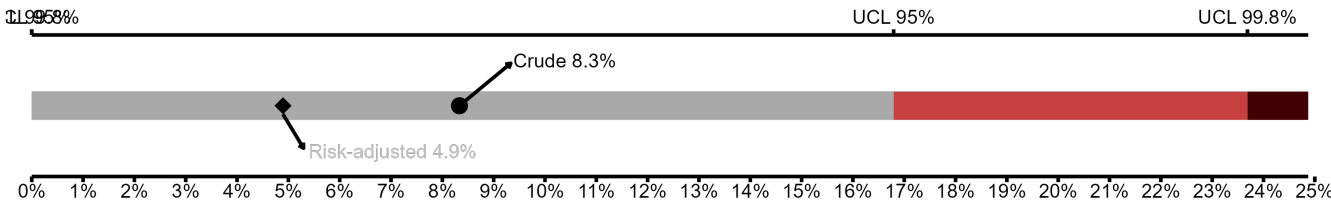


**Median postoperative Length of Stay**  
National median 10 days  
Number of patients included 32  
Data completeness 100%



**Mean postoperative Length of Stay**  
National mean 14 days  
Number of patients included 32  
Data completeness 100%

**Risk-Adjusted Mortality**



Number of patients included 36 | 30-day risk-adjusted mortality rate 4.9% | National 30-day mortality rate 6.4%

**Integrated Care Board**

NHS Bristol, North Somerset And South Gloucestershire Integrated Care Board ICB comprises Bristol Royal Infirmary, Weston General Hospital, Southmead Hospital.